



Kelowna RCMP Service Key Performance Indicators 2024 Year in Review

Presented by:
Inspector Chris Goebel
A/Officer in Charge, Kelowna Central Okanagan Detachment

Purpose



To equip Council with the 2024 Year in Review, Key Performance Indicators for Kelowna RCMP service



Service Priorities

Indicators reflect Council's Crime and Safety objectives and Kelowna RCMP's corresponding Strategic Plan

KELOWNA 2024 - 2026 RCMP STRATEGIC PLAN



TARGET

recurring property theft



PRESENT

in districts and neighbourhoods to deter crime and improve road safety



PROMOTE

the right providers for mental health and addictions care and housing needs



EMPOWER

policing professionals to advance prevention and response



RESULTS

through teamwork and initiative

SERVE WITH EXCELLENCE | TAKE RESPONSIBILITY | DEMONSTRATE COMPASSION | ACT WITH INTEGRITY | SHOW RESPECT



Policing for Greater Impact



Crime & Safety

Council Priority Actions

1. Advance implementation of Mayor's Task Force on Crime Reduction recommendations, including Business Improvement Area support
2. Reduce property crime; including break and enters and theft
3. Demonstrate effectiveness of visibility on high-risk traffic behaviour (e.g. speeding, texting) and crime
4. Support retention of current policy restricting use of drugs in public spaces
5. Partner with ministries responsible for mental health and addictions on initiatives (i.e. Community Safety Plan) that improve local conditions, including alternative response models and advocacy

How we measure progress on the priority

- Business break and enters and thefts are decreasing (reported # of property crime)
- Resident sense of safety in our community is increasing (% residents that feels safe).
- Public safety resources are increasing (e.g. police, bylaw and fire)

The results we want to see

- # or % of residents who feel safe in Kelowna increases.
- Decrease in business break and enters and thefts.
- Public safety resources keep pace with community growth (e.g. police, bylaw and fire).

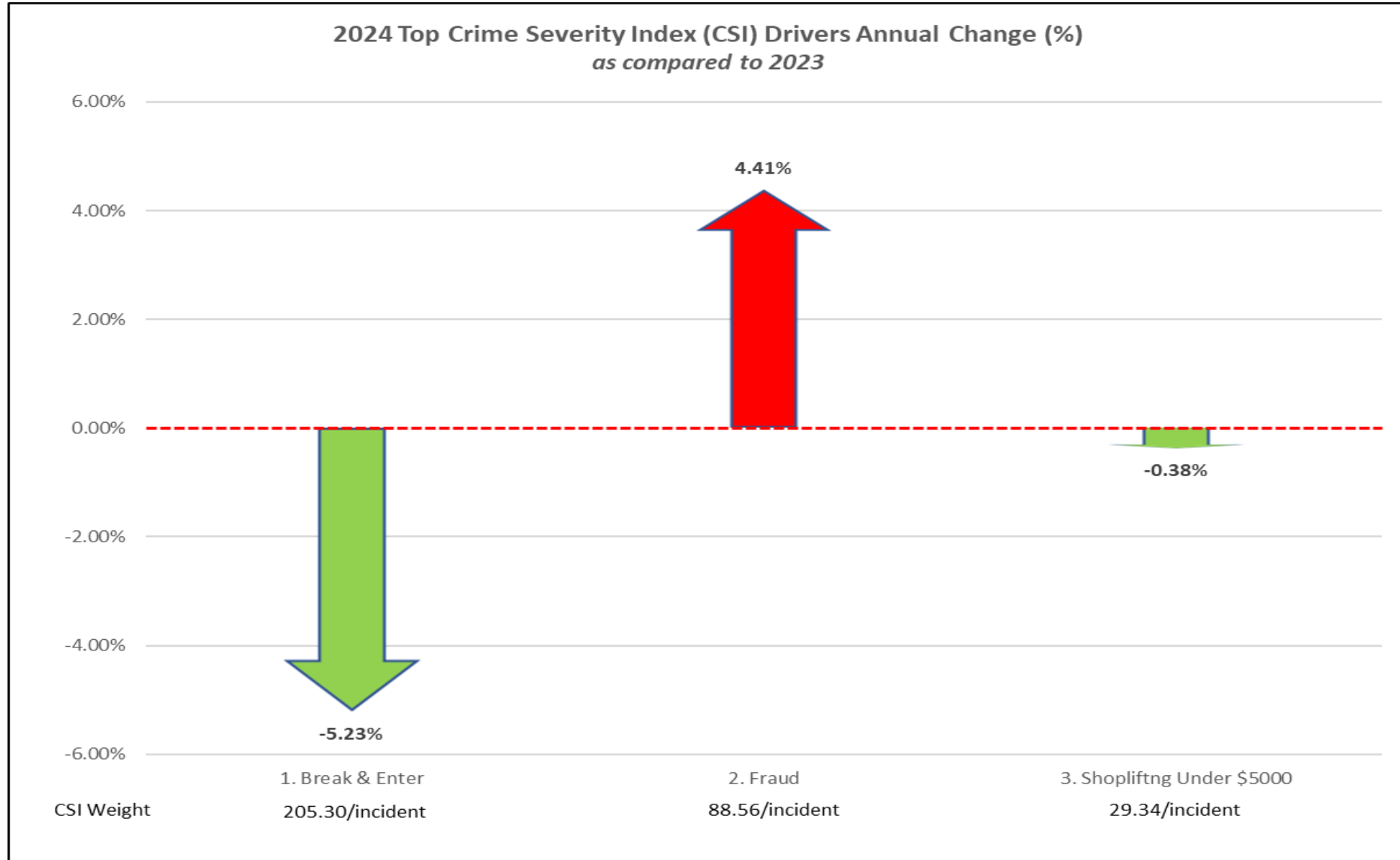
Crime Severity Index (2024)

Insights into factors behind the index that publicly spotlights change in crime

Crime
Severity
Index

↓ 7%

decline
2023 to
2024



Property Crime Rate (2024)

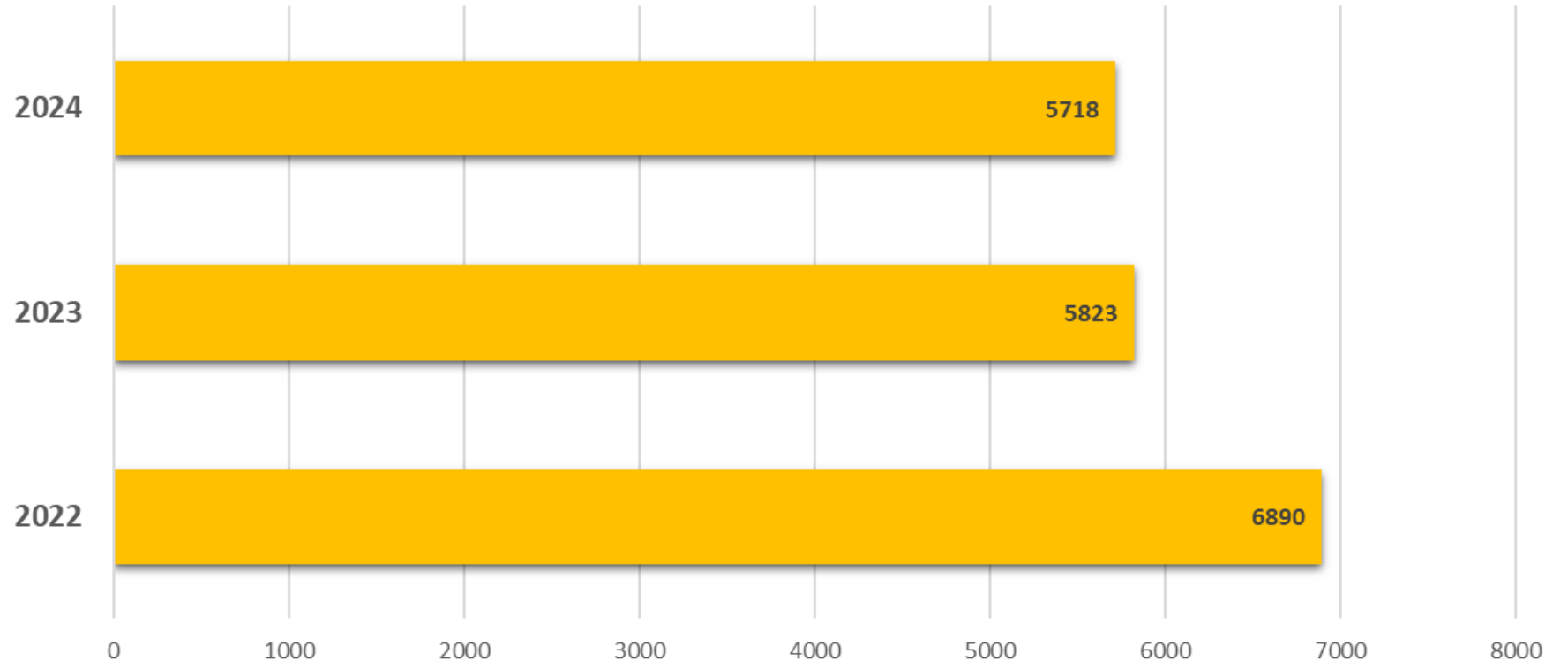
Insights into factors behind the index that publicly spotlights change in crime

**Kelowna's Property
Crime Rate**

↓ 2%

**decline from 2023
to 2024**

Crime Rate = # of criminal code incidents/population x 100,000



Traffic Interactions & Collisions with Injuries (2024)

Monitors the impact of increased visibility and enforcement on traffic behaviour & crime

3,902

Traffic Interactions
(warnings, tickets)

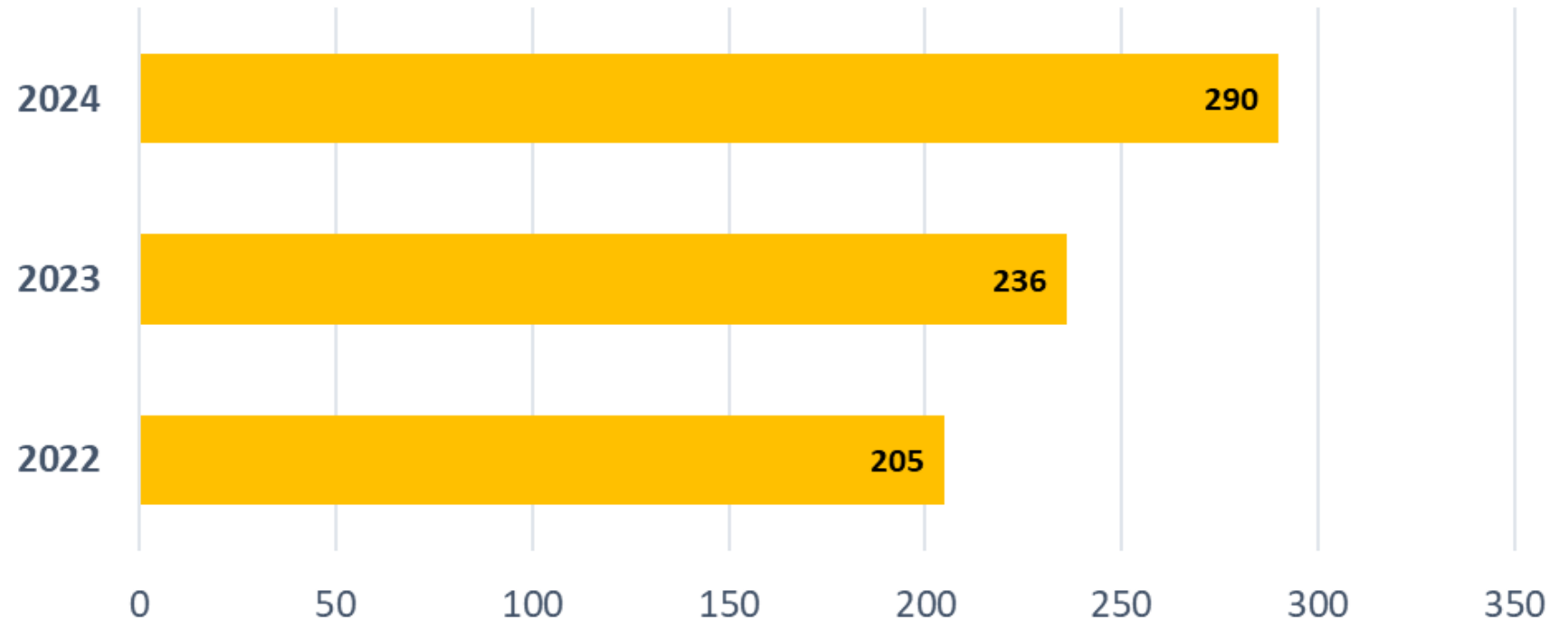
↓ 33% from 2023

↑ 89% from 2022



City of  **Kelowna**
Volunteer Speed Watch

Motor Vehicle Collisions with Injuries



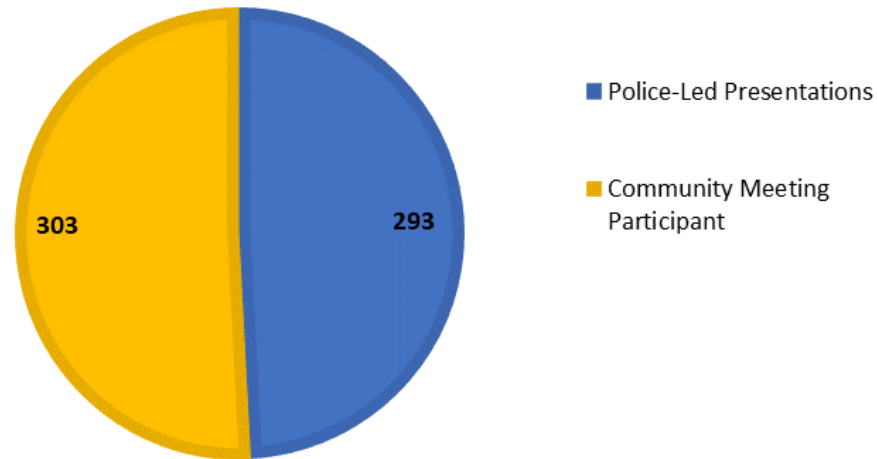
Police-Community Relations (2024)

Signals efforts to strengthen police-community relations and public safety awareness

Community Relations

- ❖ Rutland Winter Light UP
- ❖ Citizen Ceremony
- ❖ Okanagan Jewish Community
- ❖ Vaisakhi Parade
- ❖ Ride for Pride
- ❖ BC Prosecution Service
- ❖ School District 23
- ❖ Work Safe BC
- ❖ Tim Horton's Camp Day
- ❖ Okanagan Dream Car Rally

POLICE COMMUNITY RELATIONS



Responsiveness (2024)

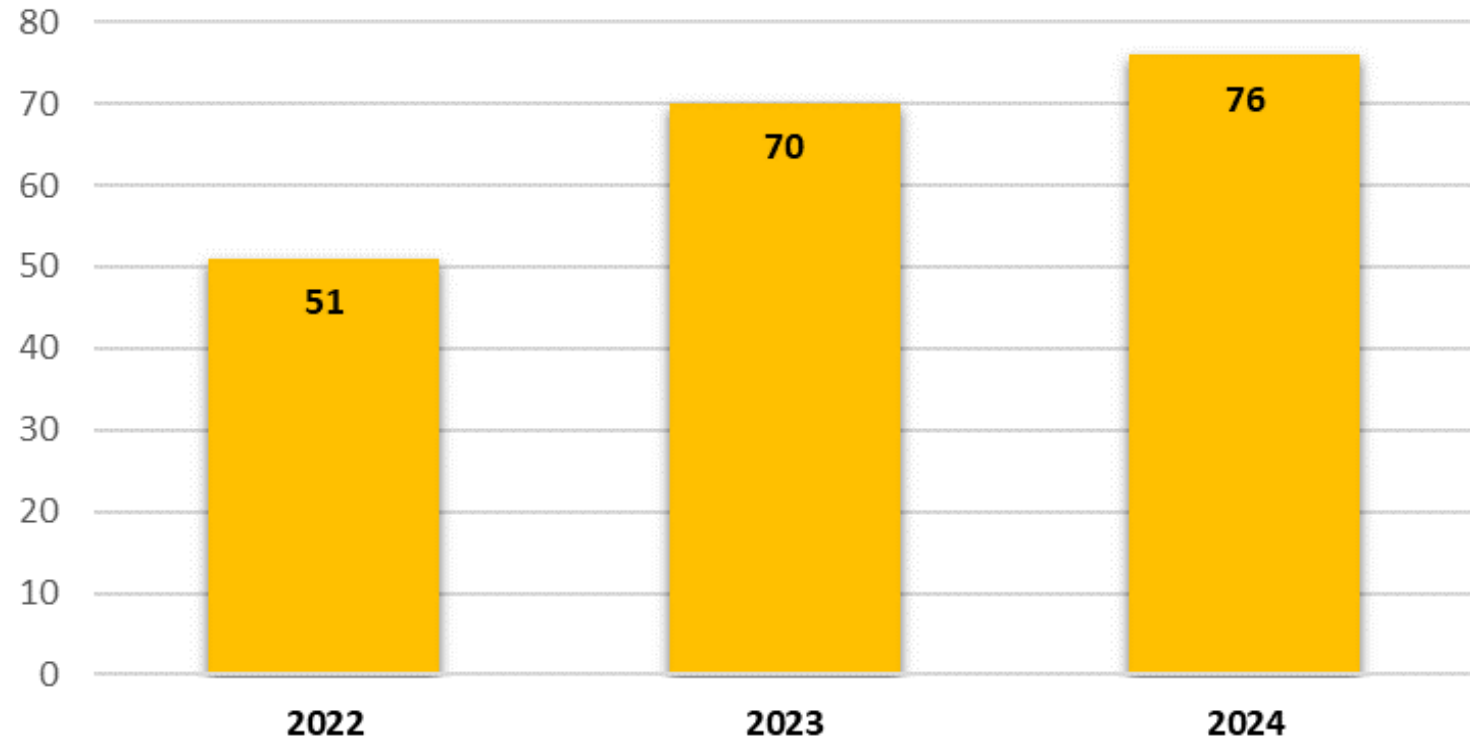
Indicates timeliness of response to calls



↑ 8%

increase 2023 to 2024

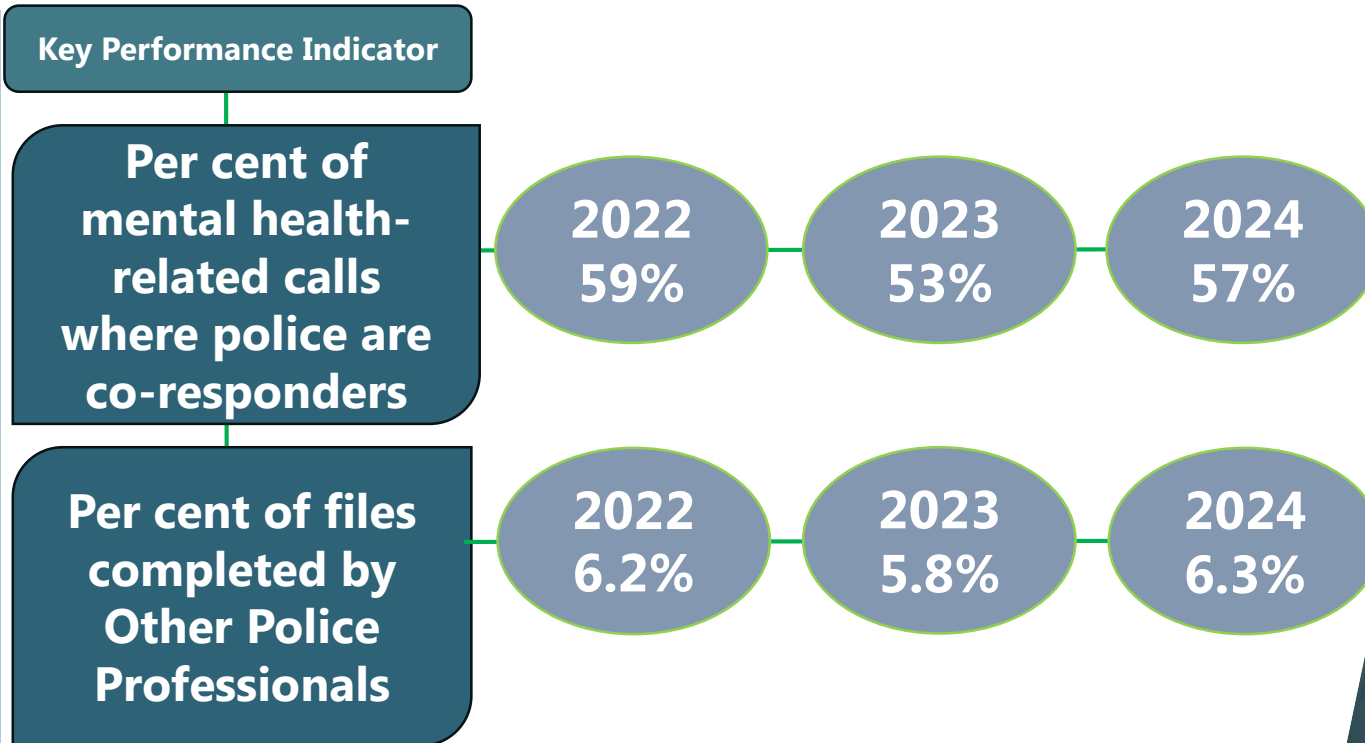
% of Calls for Service receiving Callback



Right Response to the Right Call (2024)

Kelowna RCMP's progress towards stated objectives that can help improve its capacity

Kelowna RCMP's 2024-2026 Strategic Plan outlines objectives for ensuring the right response while improving its capacity for proactive policing and call response



Discussion

