

# **Kelowna RCMP Service Key Performance Indicators – 2024 Q1 & Q2**

---

Presented by:  
Superintendent Kara Triance, Officer in Charge

# Purpose



**To equip Council with 2024, Mid-Year (Jan 1 to Aug 31) Key Performance Indicators for Kelowna RCMP service**





# Service Priorities

Indicators reflect Council's Crime and Safety objectives and Kelowna RCMP's corresponding Strategic Plan

## KELOWNA 2024 - 2026 RCMP STRATEGIC PLAN



### TARGET

recurring property theft



### PRESENT

in districts and neighbourhoods to deter crime and improve road safety



### PROMOTE

the right providers for mental health and addictions care and housing needs



### EMPOWER

policing professionals to advance prevention and response



### RESULTS

through teamwork and initiative

SERVE WITH EXCELLENCE | TAKE RESPONSIBILITY | DEMONSTRATE COMPASSION | ACT WITH INTEGRITY | SHOW RESPECT



*Policing for Greater Impact*



## Crime & Safety

### Council Priority Actions

1. Advance implementation of Mayor's Task Force on Crime Reduction recommendations, including Business Improvement Area support
2. Reduce property crime; including break and enters and theft
3. Demonstrate effectiveness of visibility on high-risk traffic behaviour (e.g. speeding, texting) and crime
4. Support retention of current policy restricting use of drugs in public spaces
5. Partner with ministries responsible for mental health and addictions on initiatives (i.e. Community Safety Plan) that improve local conditions, including alternative response models and advocacy

### How we measure progress on the priority

- Business break and enters and thefts are decreasing (reported # of property crime)
- Resident sense of safety in our community is increasing (% residents that feels safe).
- Public safety resources are increasing (e.g. police, bylaw and fire)

### The results we want to see

- # or % of residents who feel safe in Kelowna increases.
- Decrease in business break and enters and thefts.
- Public safety resources keep pace with community growth (e.g. police, bylaw and fire).

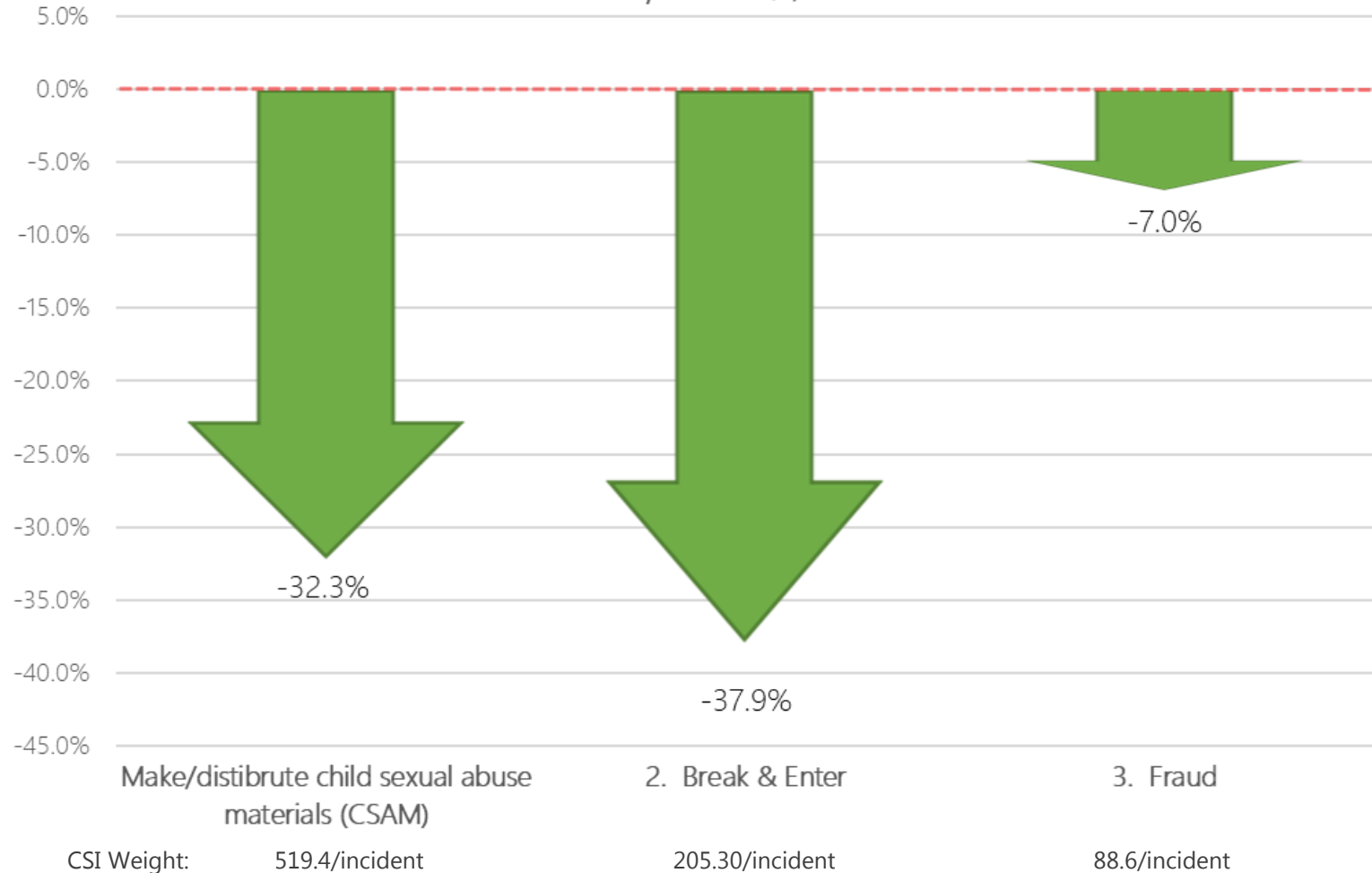
# Crime Severity Index

Insights into factors behind the index that publicly spotlights change in crime

Crime Severity Index since 2022: **↓7.3%**

Detailed crime data included in accompanying Memo

Q2 2024 Top Crime Severity Index (CSI) Drivers Annual Change (%)  
*as compared to Q2, 2023*



# Property Crime Rate

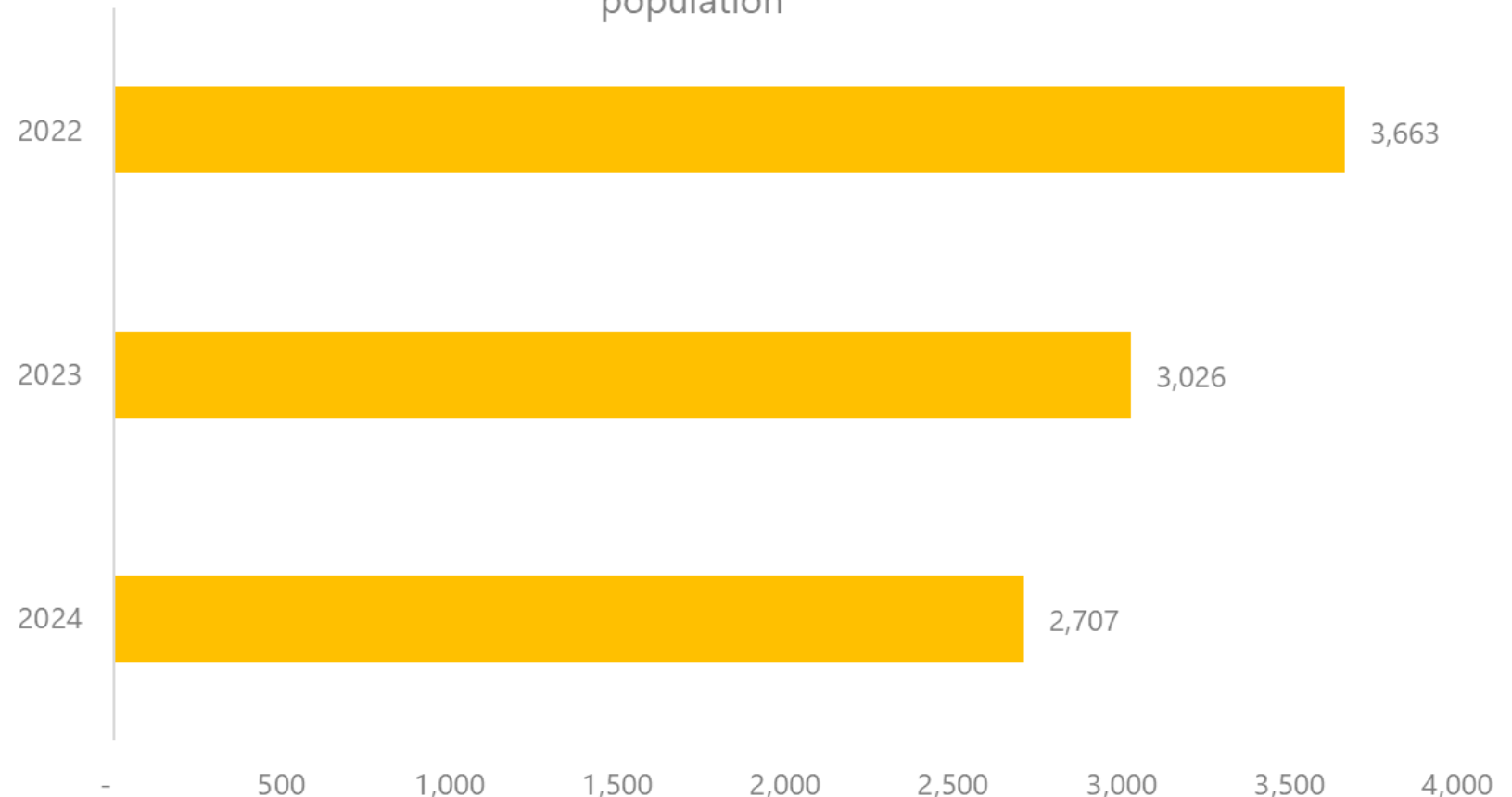
Insights into factors behind the index that publicly spotlights change in crime

## Kelowna's Property Crime Rate

↓11% between 2023 and 2024 year to date.

Detailed crime data included in accompanying Memo

$$\text{Crime Rate} = \frac{\text{\# of criminal code incidents}}{\text{population}} \times 100,000$$



# Traffic Interactions & Collisions with Injuries

Monitors the impact of increased visibility and enforcement on traffic behaviour & crime

**2,109**

**Traffic Interactions**  
(warnings, tickets)

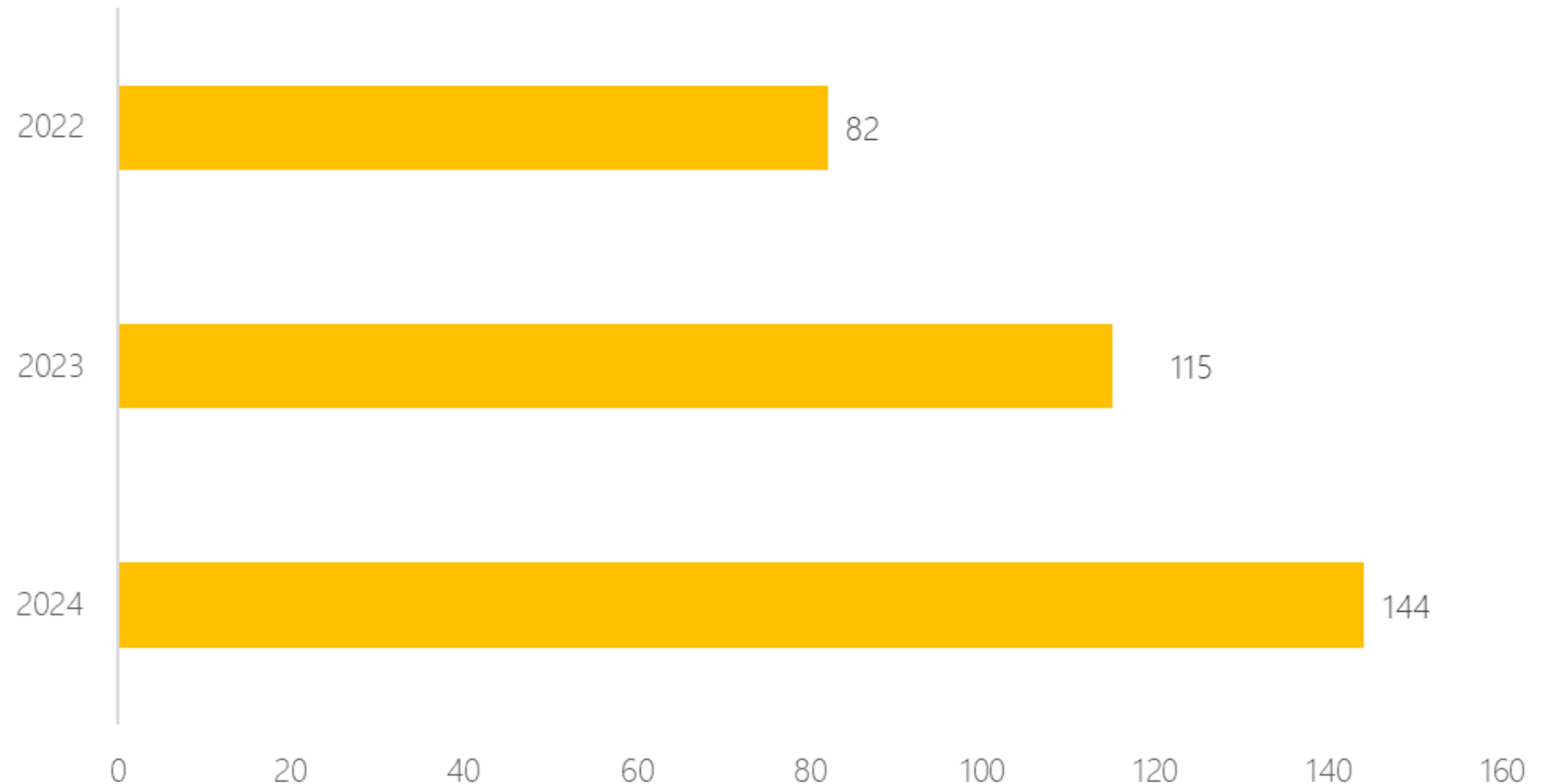
**↓25%** from 2023



City of Kelowna

Volunteer Speed Watch

Motor Vehicle Collisions with injuries

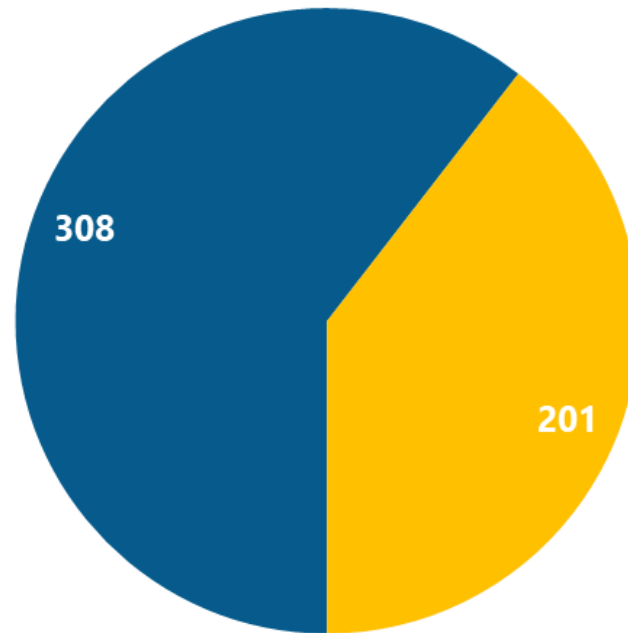


# Police-Community Relations

Signals efforts to strengthen police-community relations and public safety awareness

## Community Relations

- Pink Shirt Day
- Red Dress Day
- Kelowna Pride
- Vaisakhi Parade
- BC Prosecution Service
- School District 23
- Work Safe BC
- Volunteerism



■ Police-led Presentations ■ Community Meeting Participant



# Responsiveness

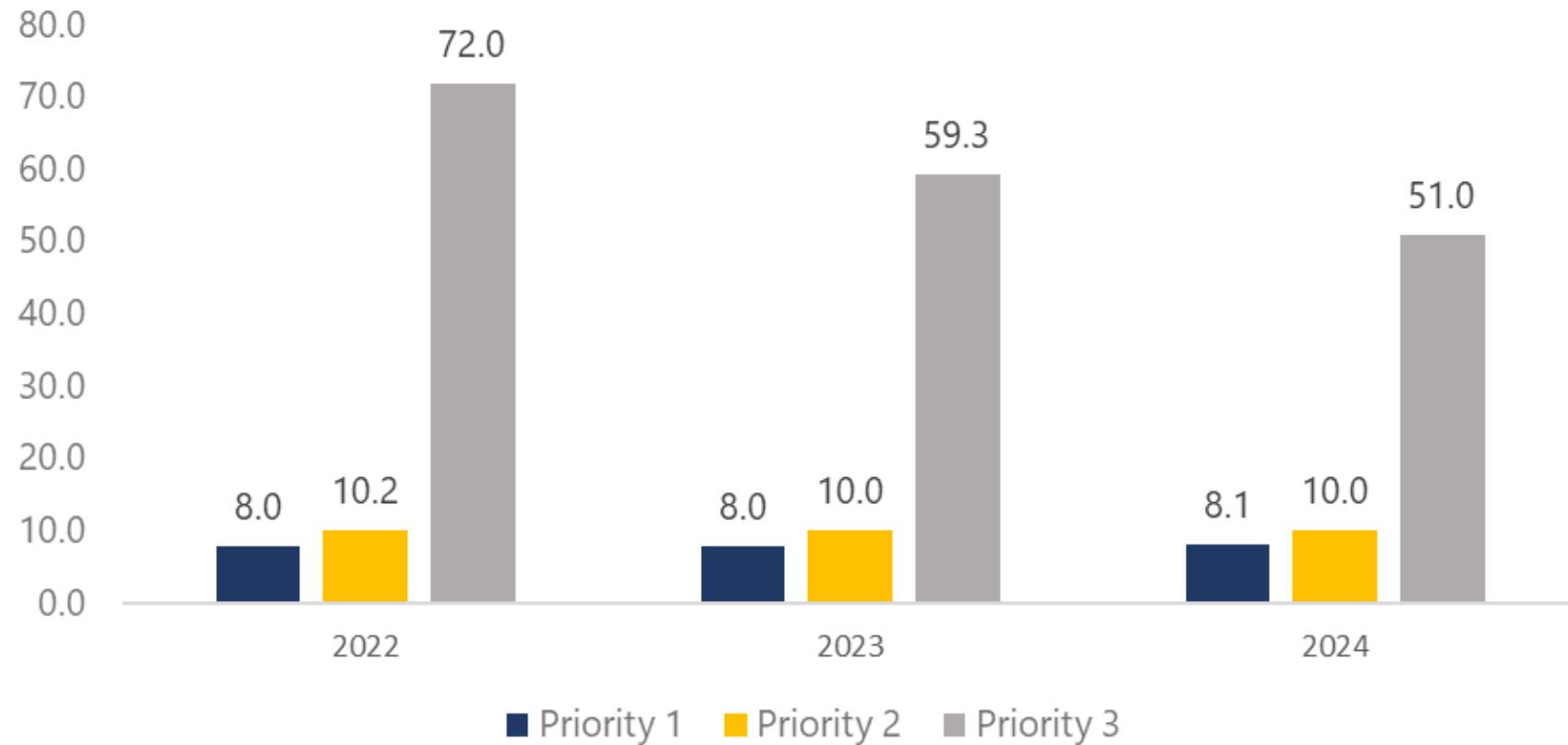
Indicates timeliness of response to calls

## Call Back %



↑ 37% since 2023

## Police Response Times (Minutes)

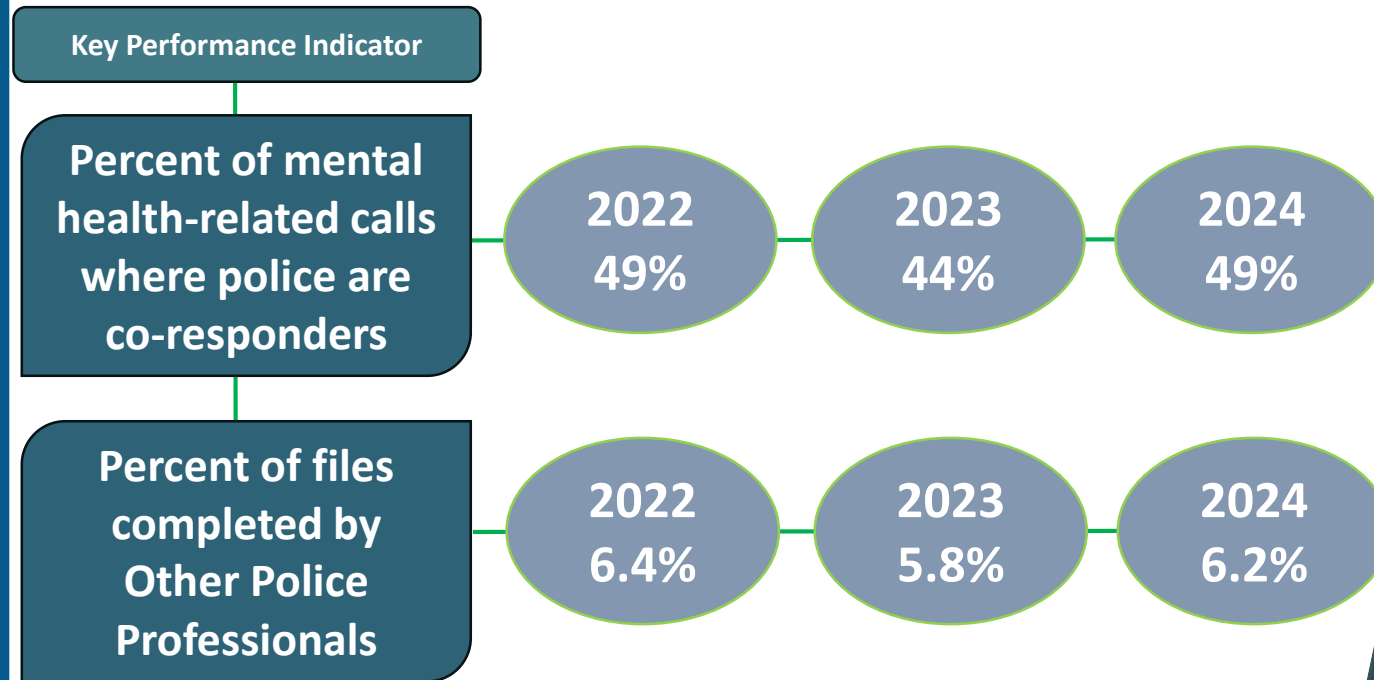




# Right Response to the Right Call

Kelowna RCMP's progress towards stated objectives that can help improve its capacity

**Kelowna RCMP's 2024-2026 Strategic Plan outlines objectives for ensuring the right response while improving its capacity for proactive policing and call response**



# Discussion

