



City of
Kelowna

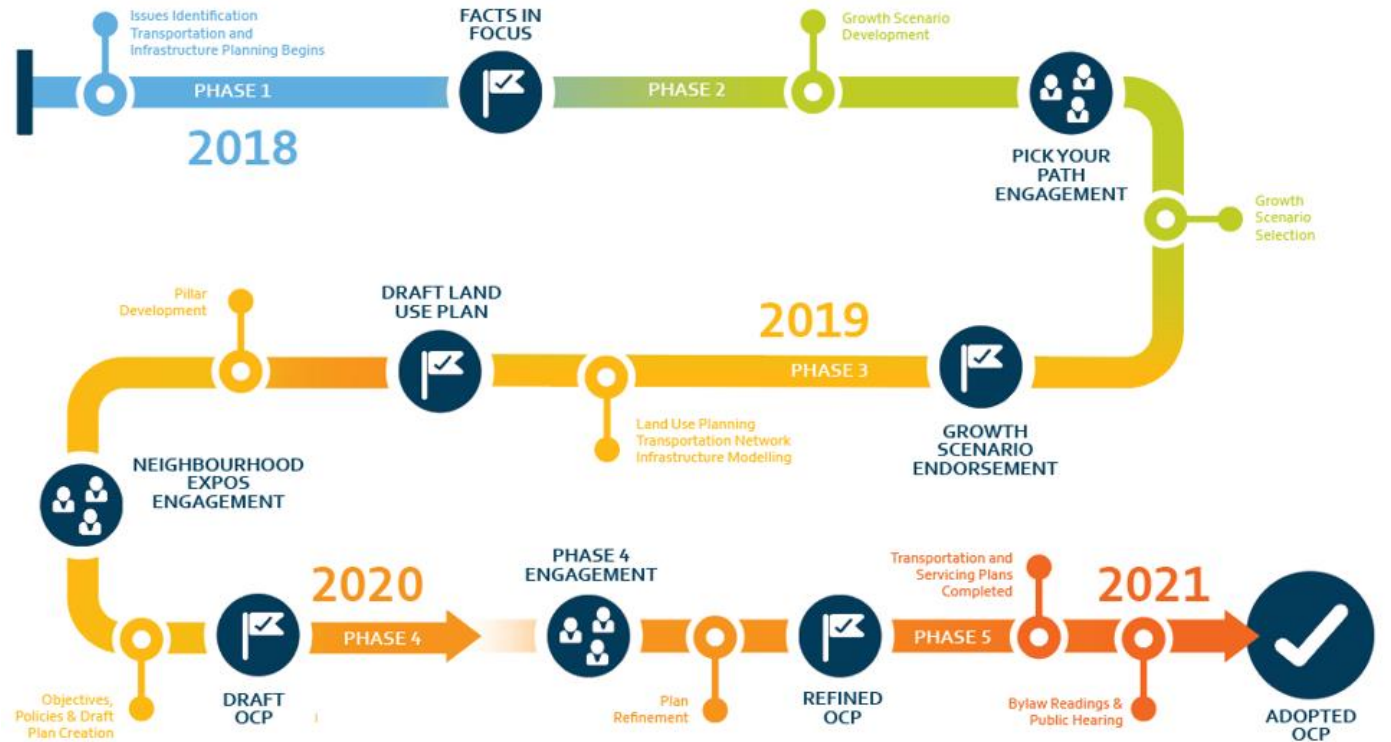
2040 Official Community Plan 2040 Transportation Master Plan Annual Progress Report

May 6th, 2024

2023 Report

- ▶ OCP & TMP background
- ▶ Purpose of the Progress Report
- ▶ Implementation Actions update
- ▶ Report themes and monitoring
- ▶ Alignment with Council Priorities





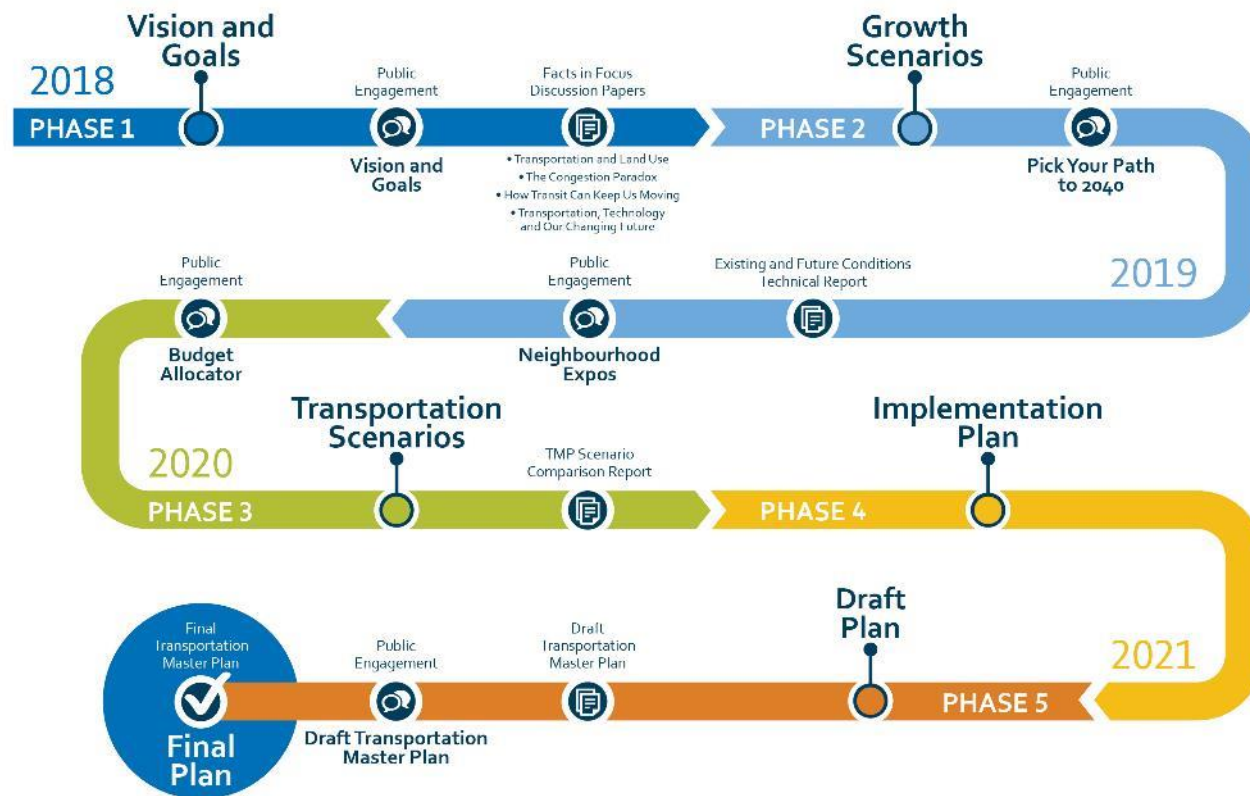
► Official Community Plan

- Developed from Imagine Kelowna Vision and Goals
- Significant public and stakeholder engagement
- Multiple Council touch points



► Transportation Master Plan

- 5 major public and stakeholder engagements
- 12,000 + interactions with community members
- 4,600 survey responses
- 16 presentations to Council




2040 Transportation Master Plan

January 2022



Progress Reporting Purpose

- ▶ Guide decision making and plan reviews
- ▶ Measure progress towards our vision
- ▶ Watch trends and prepare for adaptation



Making the Plans Work

- ▶ OCP includes 68 recommended actions over 10 years
- ▶ TMP includes 130 recommended actions over 20 years

Implementation Action Update				
	Ongoing	Complete	In Progress	Not Initiated
2040 OCP	15	6	28	19
2040 TMP	18	12	57	43
TOTAL	33	18	85	62



Implementation Action Highlights (Official Community Plan)

Complete

- Okanagan Lake Waterfront Park Habitat Balance Strategy

In Progress

- North End Neighbourhood Plan (2024)
- Residential Infill Strategy / Infill Options (2024)
- Climate Resilient Kelowna Strategy (2024)
- Heritage Conservation Area Guidelines (2024)
- Urban Forestry Strategy (2024)
- Urban Centres Framework
- Parks Master Plan

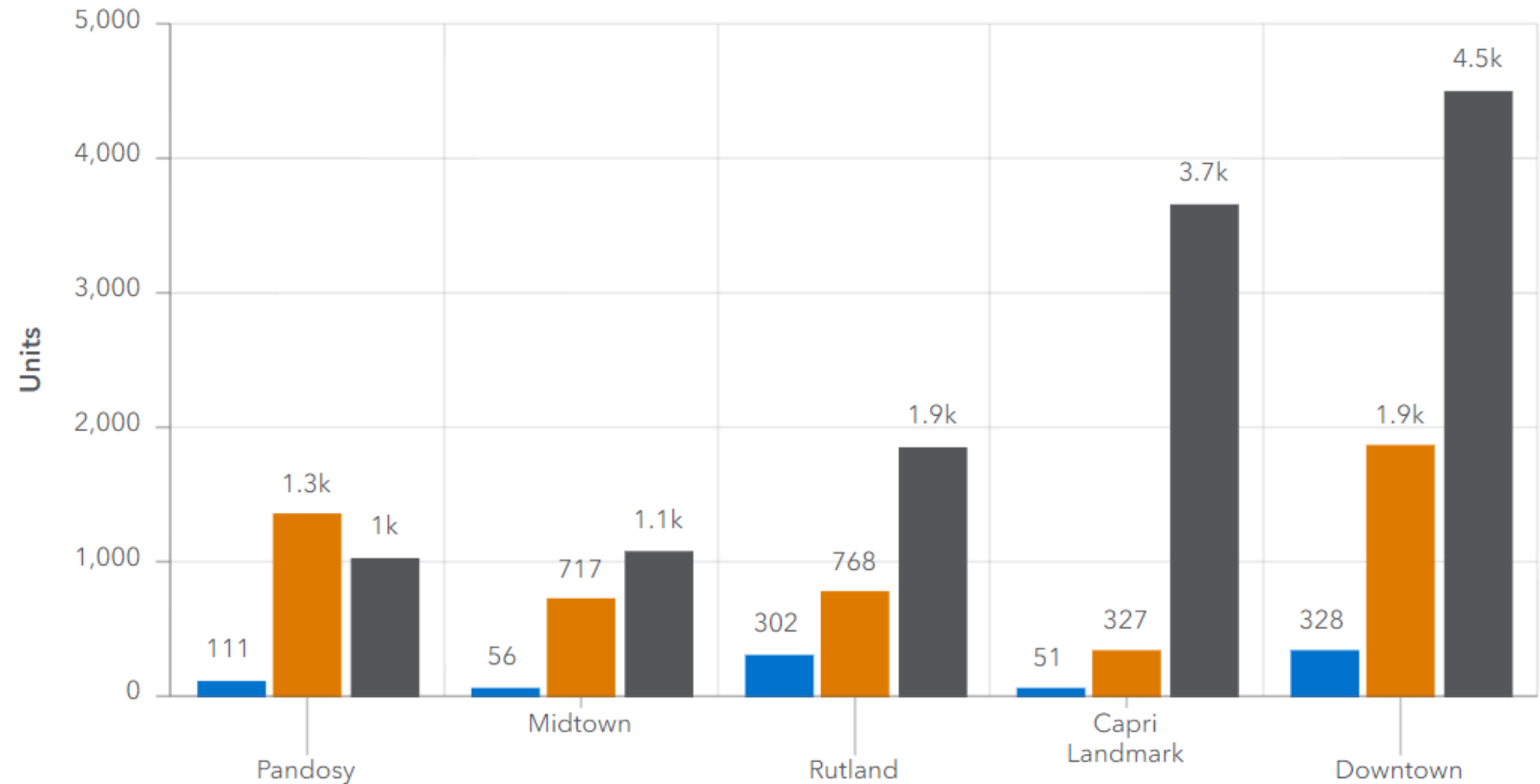
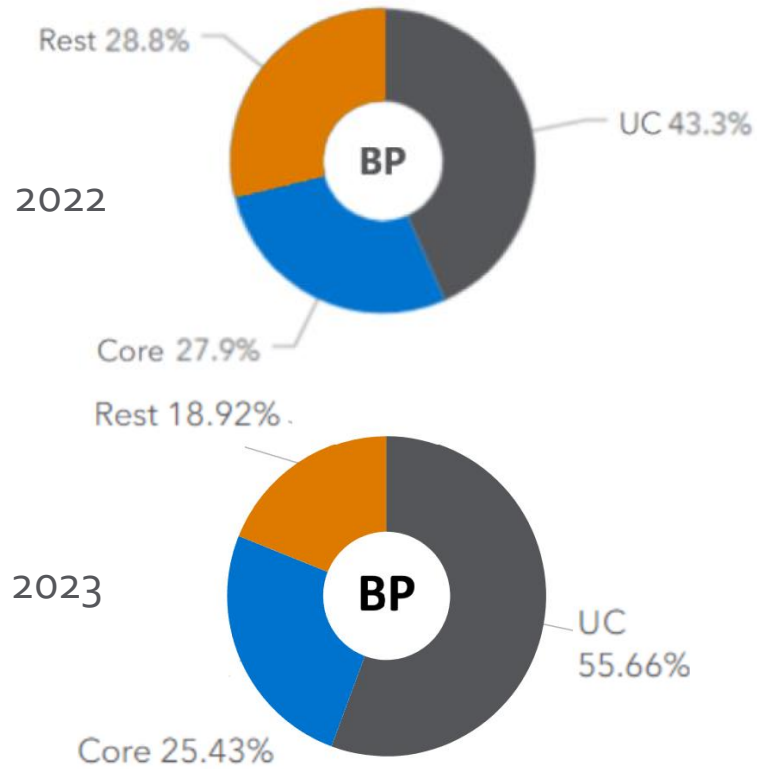
2023 Key Themes - OCP

- ▶ Kelowna is becoming a much more urban city – particularly in Downtown, Pandosy and Rutland
- ▶ Some Urban Centres, such as Pandosy and Midtown are already approaching or even surpassing their 2040 growth targets
- ▶ Missing middle housing saw a substantial change in residential growth by building subtypes in 2023
- ▶ Office vacancy is stable but will be monitoring as new buildings are completed
- ▶ Industrial vacancy rose but is still very low
- ▶ Policies in the OCP continued to support the preservation of agricultural lands.



A More Urban City

Occupancy permit, building permit, and OCP target residential unit numbers for Urban Centres

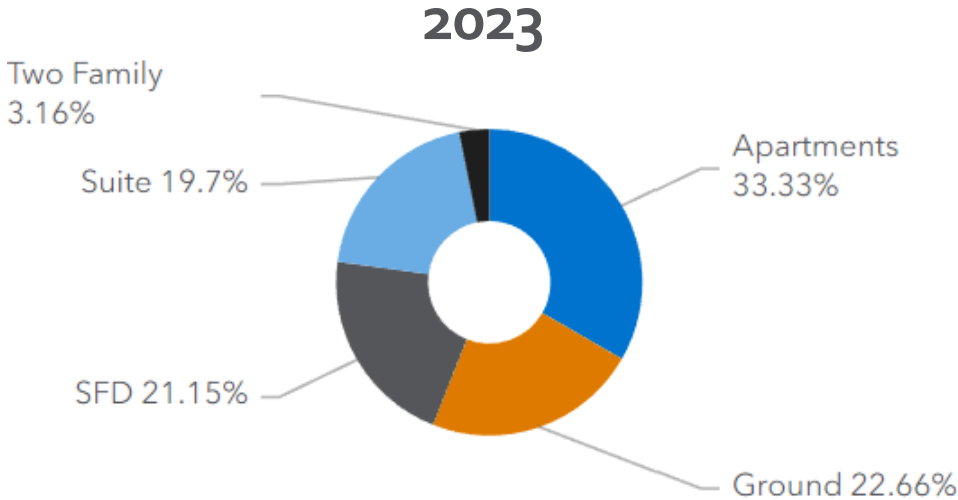
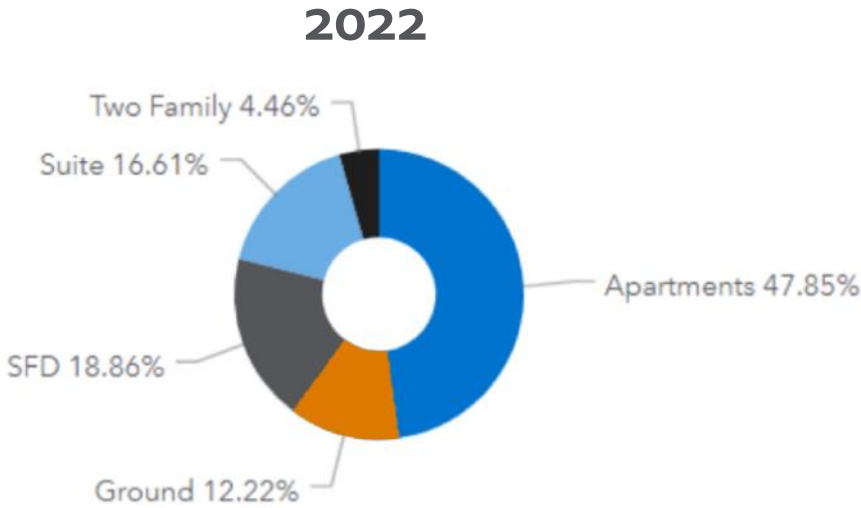


- Rapid growth in nearly all Urban Centres
- Pandosy will surpass the 2040 targets
- Rutland surpassed Midtown with steady growth
- Some Urban Centres growing very quickly, others more modestly
- Urban Centre Framework will provide further refinement of targets





More Housing Variety



- Ground-oriented missing middle saw the largest change in residential growth
- Infill Options Program and Housing Accelerator Fund will signal next steps in housing





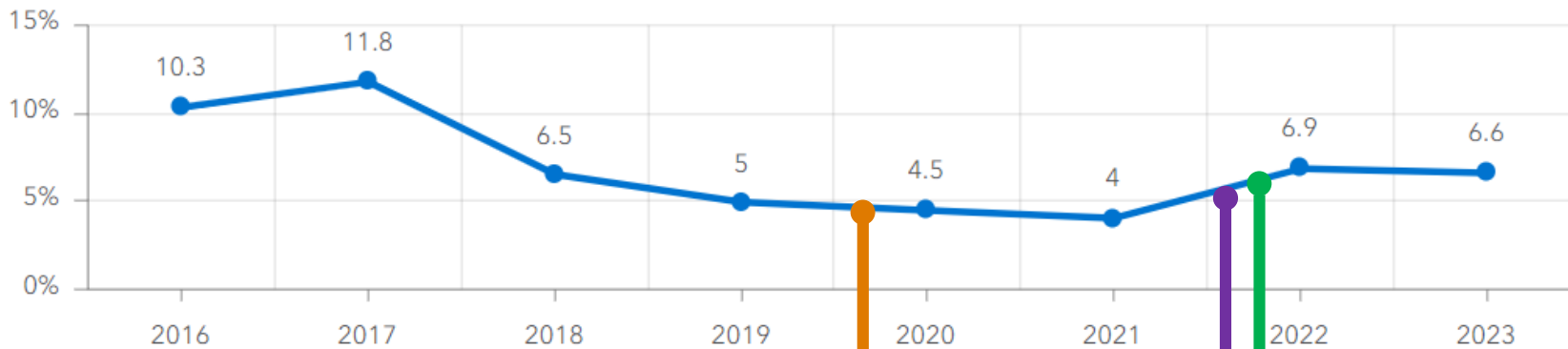
Protection of Agriculture

- No ALR exclusions
- No agricultural properties rezoned
- 29.9% of all land in the city was being actively farmed, slightly higher than 29.8% in 2021-2022



Office Vacancy: Lower than most major cites

Office Vacancy: 6.6% (HM Commercial)



- Big office projects in our Urban Centres
- Strong office market during COVID
- Return to office trends will be monitored and explored through Urban Centres Framework

COVID-19

2040 OCP
Adopted

Landmark 7

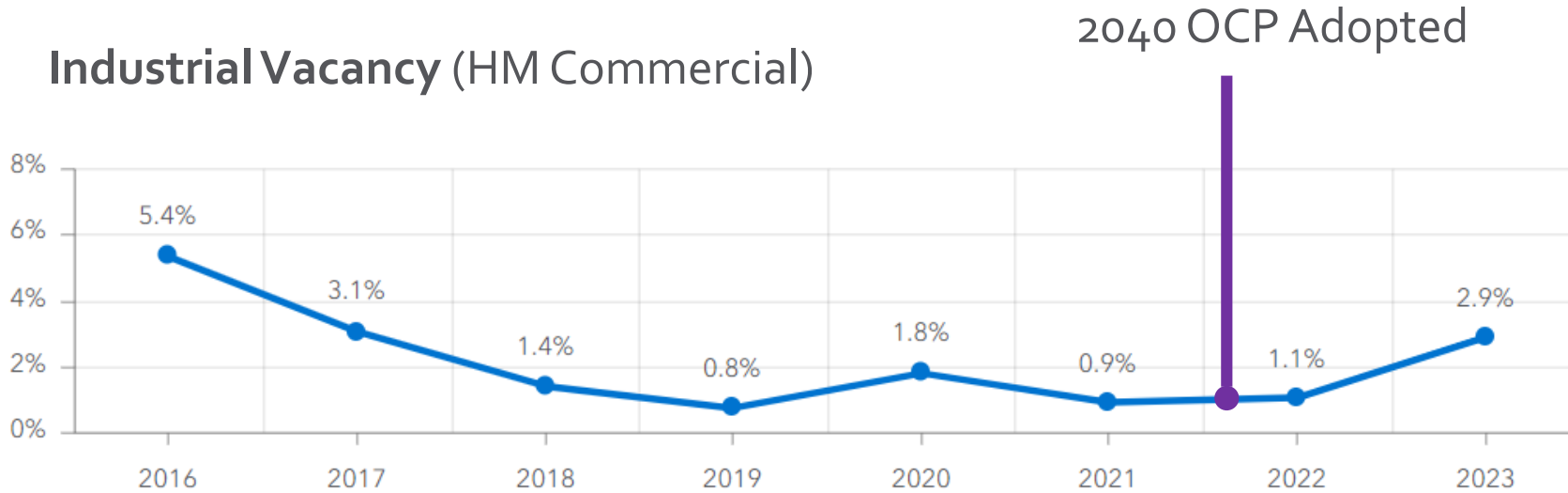
Major Canadian Cities (Commercial Real Estate Services Canada)

Vancouver: 9.4%
Calgary: 27.9%
Winnipeg: 16.2%
Toronto: 18.7%
Montreal: 17.8%
Halifax: 14.1%



Industrial Vacancy: Still very low

Industrial Vacancy (HM Commercial)



- New inventory in Beaver Lake Road Area
- Employment Lands Inventory is underway



Implementation Action Highlights (Transportation Master Plan)

Complete

- Rutland Local Area Transit Plan
- New Kelowna Bike Map
- South Perimeter Way

In Progress

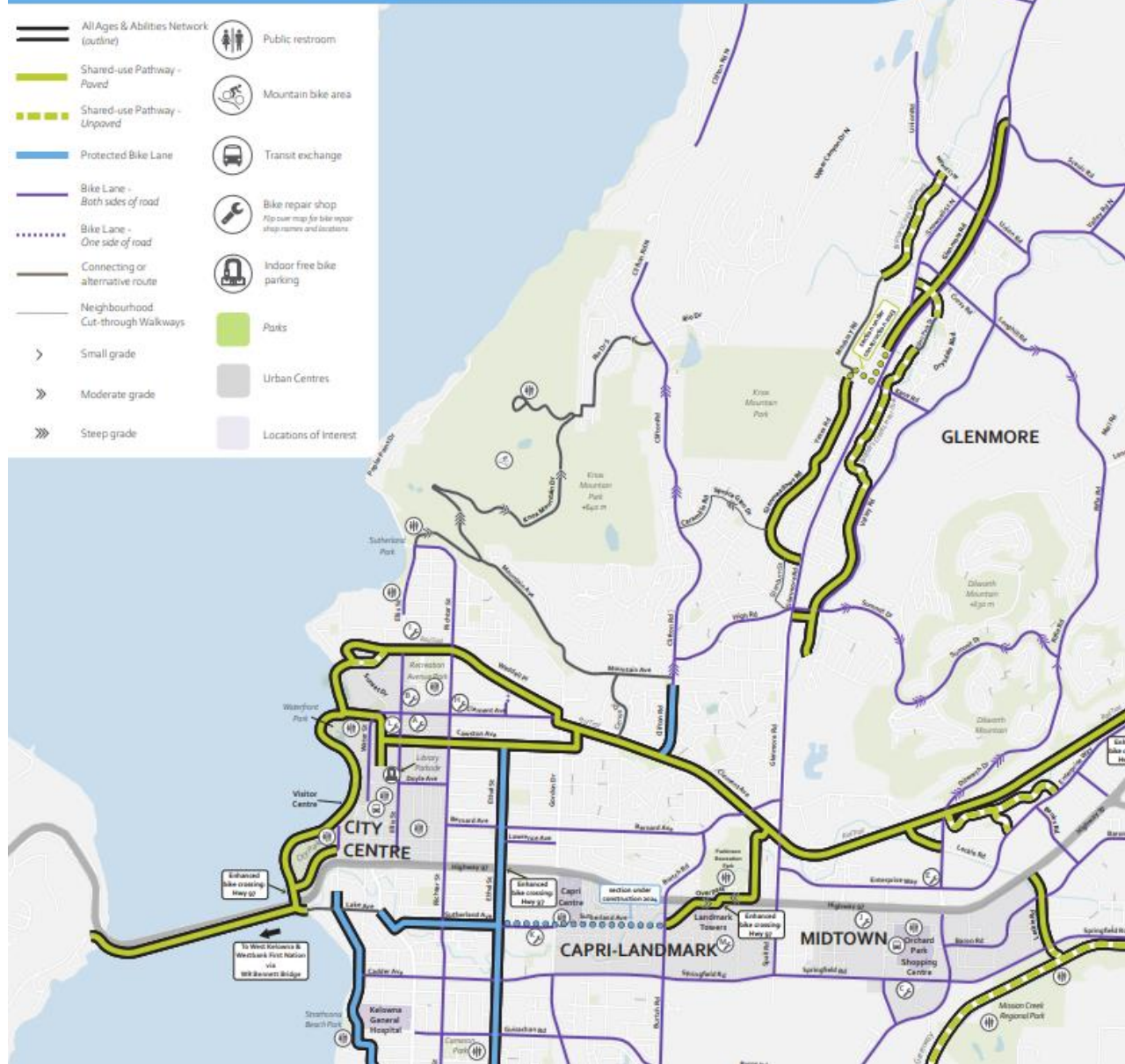
- Clement Extension
- Burtch Road to KLO
- Pandosy/Richter Corridor Study

Kelowna on the Move BIKE MAP

2023 Edition



We acknowledge that our community is located on the traditional, ancestral, unceded territory of the syilx/Okanagan people.



2023 Key Themes - TMP

- ▶ Transit ridership has recovered from the pandemic. Our busiest routes serve the Core Area and Urban Centres.
- ▶ Vehicle travel times were relatively stable between 2022 and 2023, despite population growth of 5 per cent.
- ▶ The number of traffic collisions leading to injury or fatality is decreasing.
- ▶ Trips by bike are stable and distance ridden is increasing
- ▶ Shared micromobility ridership more than doubled in 2023

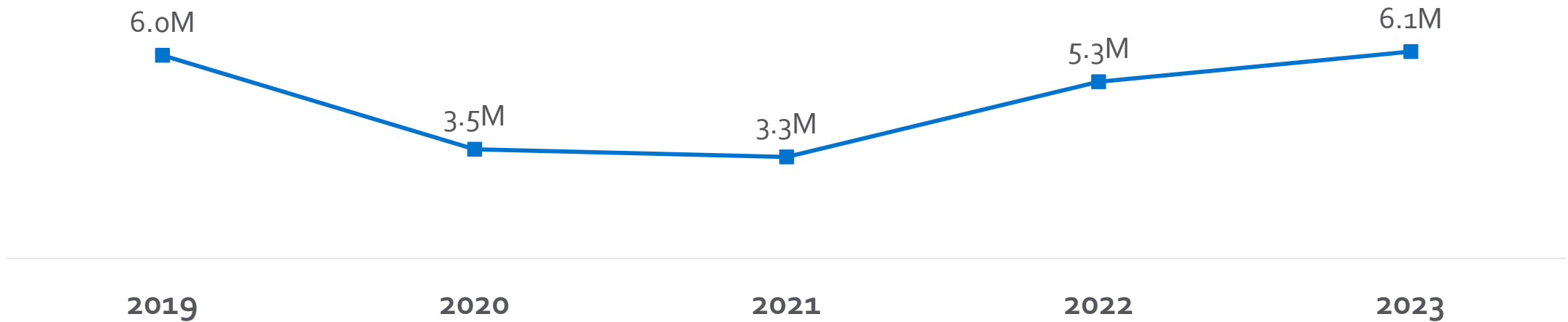


Transit has recovered from the pandemic

Transit Ridership



Annual boardings for Kelowna Regional Transit System (in millions)

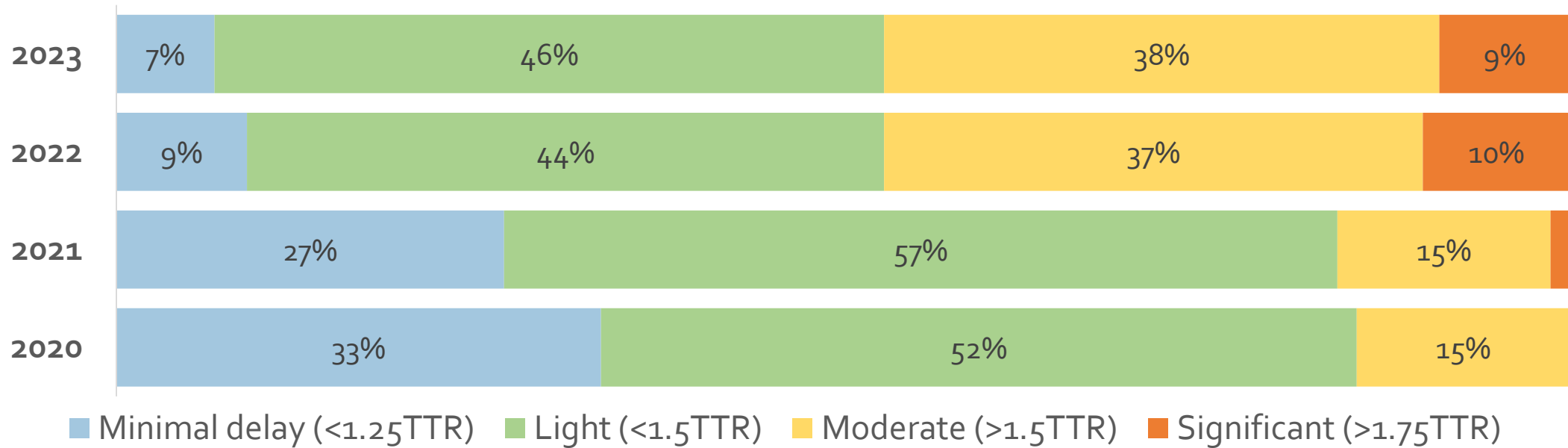


Travel times are stable



Afternoon peak travel times

Share of routes by level of delay (afternoon peak average)

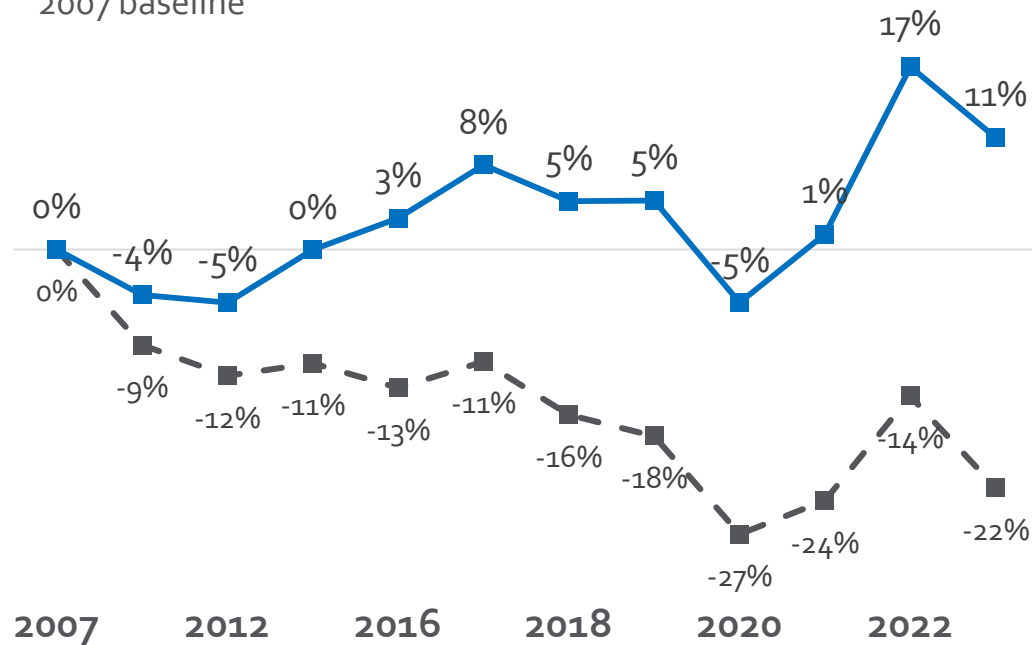


Fuel sales and vehicle ownership are declining

Fuel sales



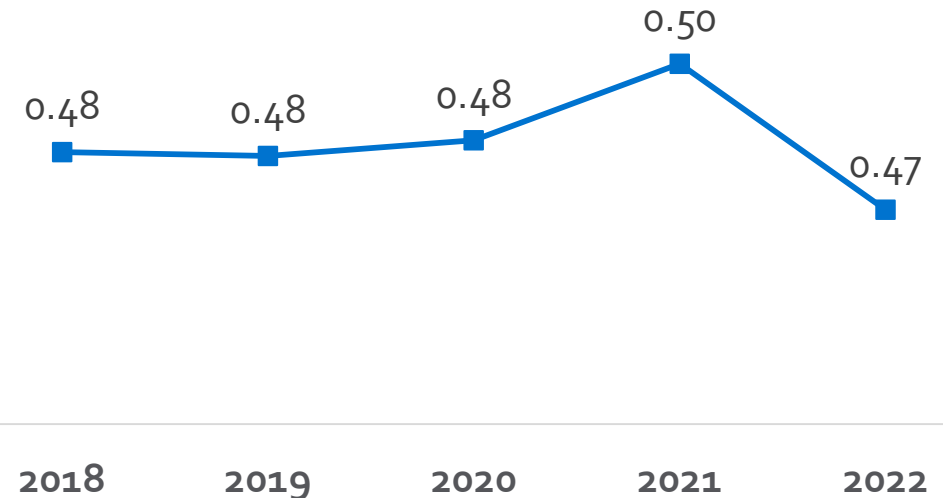
Change in **total** and **per capita** fuel sales, compared to 2007 baseline



Vehicle ownership



Number of insured vehicles per capita (excluding trailers and commercial vehicles)

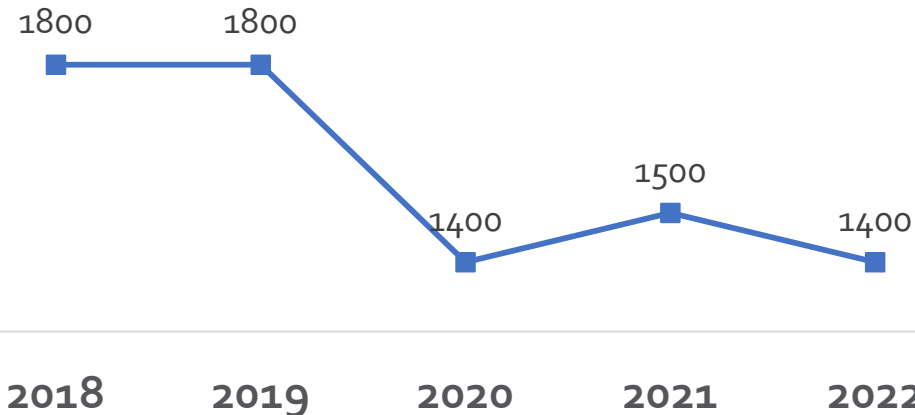


Making progress on safety

Collisions resulting in injuries



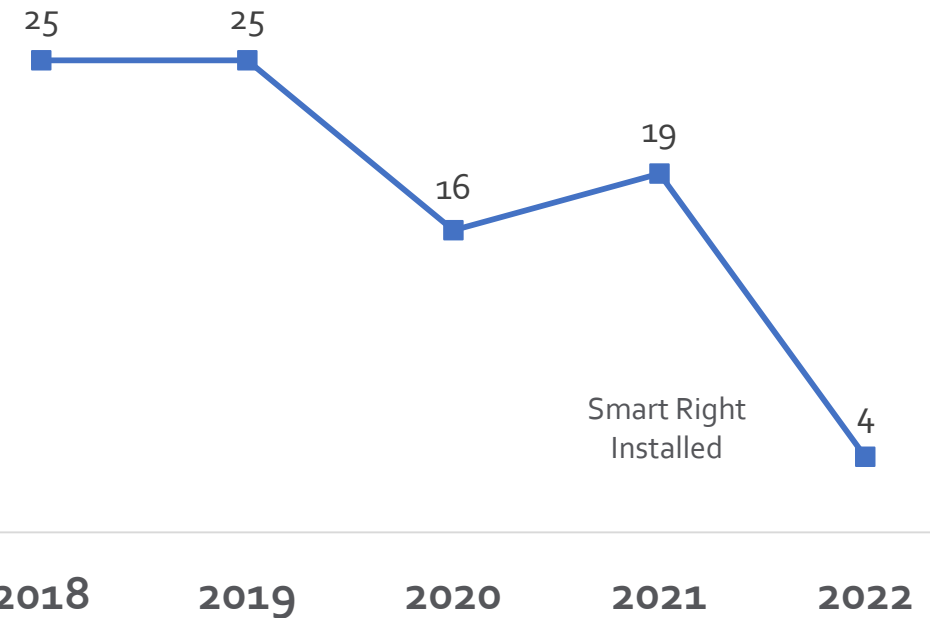
Annual number of collision resulting in at least one injury in Kelowna



Collisions after Smart Right



Annual collisions at Clement Ave and Clifton Rd

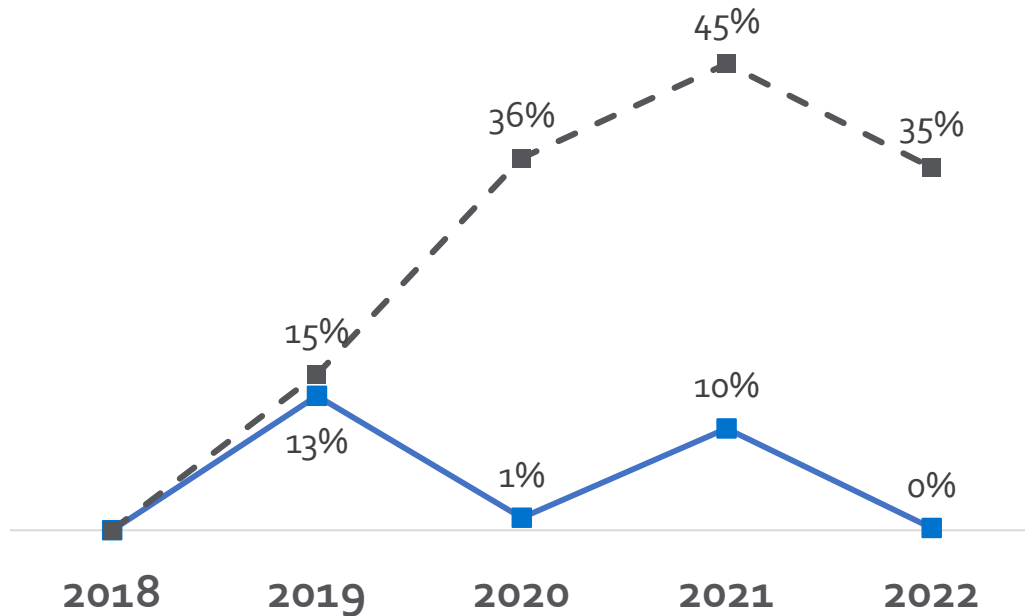


Increasing transportation options

Trips by bicycle



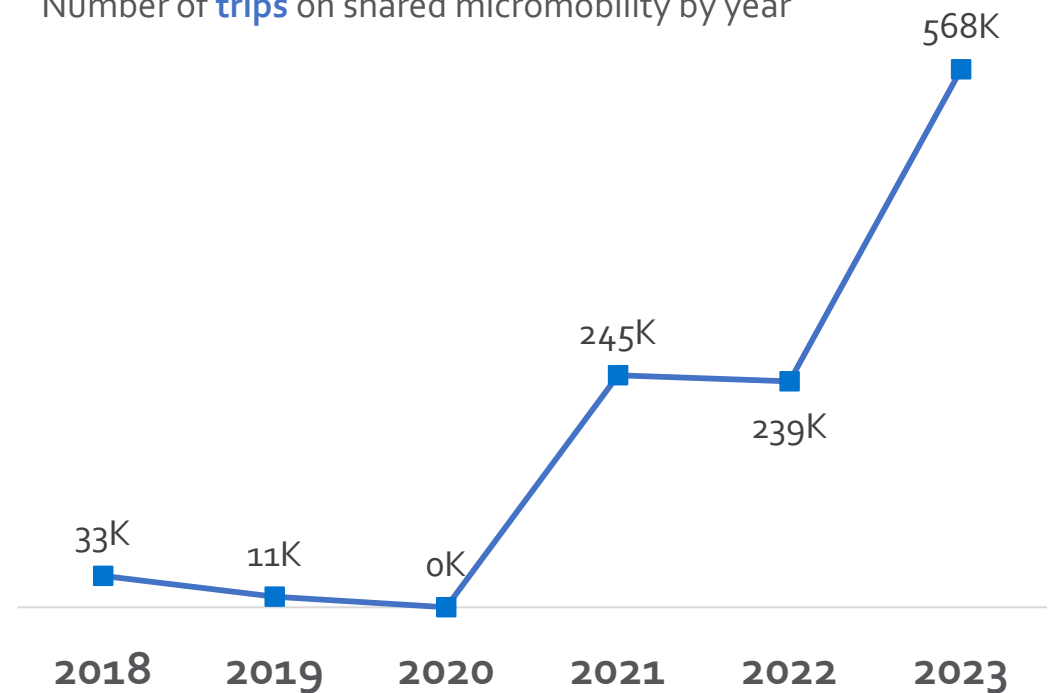
Change in of **trips by bike** and **distance ridden** from 2018 baseline









Trips by emerging modes



Number of **trips** on shared micromobility by year



TMP Metrics – At a Glance

TMP Targets	TMP Target - Key Metric	TMP Progress
	Double Transit Ridership	 Trending in the desired direction.
	Quadruple Bike Trips	 No substantial change in direction.
	Reduce Distance Driven Per Capita by 20%	 Trending in the desired direction.

Click the hyperlink for the: [TMP Dashboard](#)

OCP & TMP Dashboards

► Click the hyperlink for the: [OCP Dashboard](#)

► Click the hyperlink for the: [TMP Dashboard](#)

2040 Official Community Plan Progress report


[Open Kelowna](#) > 2040 Official Community Plan - Progress report

The [2040 Official Community Plan](#) (2040 OCP) sets strategic direction for the way Kelowna grows, supporting housing choices, green open spaces, employment hubs and preserving our natural features and landscape to maintain Kelowna's distinctiveness. The 2040 OCP has been strategically updated in concurrence with the [2040 Transportation Master Plan](#) to ensure all long-term plans align. As the OCP is implemented, it is important that we monitor our progress to make sure we keep moving toward our shared vision of the Plan.

This annual Progress report was created in tandem with the [TMP Progress report](#).


Progress Measures Results Summary 2023

Click on the icons below for a summary of our progress in 2023 or for more detailed progress reporting check our 10 pillars by clicking the tabs above or the icons at the bottom of this page.


 2023


 7


 8


 1

City of Kelowna | Progress Reports | Storytelling | Help

2040 OCP | OCP pillars

Click on the icon below to explore how we are progressing toward our outcomes for each pillar.


 Prioritize sustainable transportation and shared mobility


 Take action on climate


 Focus investment in urban centres


 Target growth along transit corridors


 Stop planning new suburban neighbourhoods


 Strengthen Kelowna as the region's economic hub


 Protect and restore our environment


 Incorporate equity into city building


 Promote more housing diversity


 Protect agriculture

2040 Transportation Master Plan Progress report

[Open Kelowna](#) > 2040 Transportation Master Plan - Progress report

The [2040 Transportation Master Plan](#) (TMP) is a long-term, citywide plan that will help keep Kelowna moving, now and into the future. It was created in tandem with the [2040 Official Community Plan](#) and the [Climate Resilience](#) plan.


The TMP includes over 100 actions to make travel faster and more reliable, build new road connections, safe bike routes, and walkable neighbourhoods; take care of our infrastructure; and help people enjoy new ways of getting around.


The TMP also set performance measures to monitor progress toward our shared vision. These indicators reflect the many ways that transportation affects life in Kelowna.


This annual Progress report was created in tandem with the [OCP Progress report](#).


Progress Measures Results Summary 2023

Click on the icons below for a summary of our progress in 2023 or for more detailed progress reporting check our three TMP Targets and 12 Goals areas by clicking the tabs below or the icons at the bottom of this page.


 2023 progress summary



 10



 5



 1

Targets

The targets below were developed through detailed modeling and analysis. They are intended to be ambitious yet achievable with the actions proposed in the TMP. The targets are based on key metrics that help us understand broad trends in travel behaviour and the direction Kelowna is heading. [Click on a target below to explore.](#)


 Double transit ridership



 Quadruple bike trips



 Reduce distance driven


Goals


The TMP set 12 goals to reflect the many ways that transportation affects life in Kelowna. [Click an icon to explore a goal.](#)


Some performance measures can be updated annually, while others rely on data (e.g., Census) that is only updated every five years.



 Improve travel choices



 Optimize travel times



 Enhance travel affordability



 Foster a growing economy



 Enhance urban centres



 Be innovative and flexible



 Improve safety


 Protect the environment


 Ensure value for public investment


 Improve health


 Promote inclusive transportation


 Support livable communities

What's Next?

- ▶ Focus on OCP/TMP implementation
- ▶ Alignment with Council Priorities
- ▶ Continual performance monitoring & annual reporting
- ▶ Update OCP to meet new provincial legislation



Questions?

For more information, visit kelowna.ca.