



**2024**

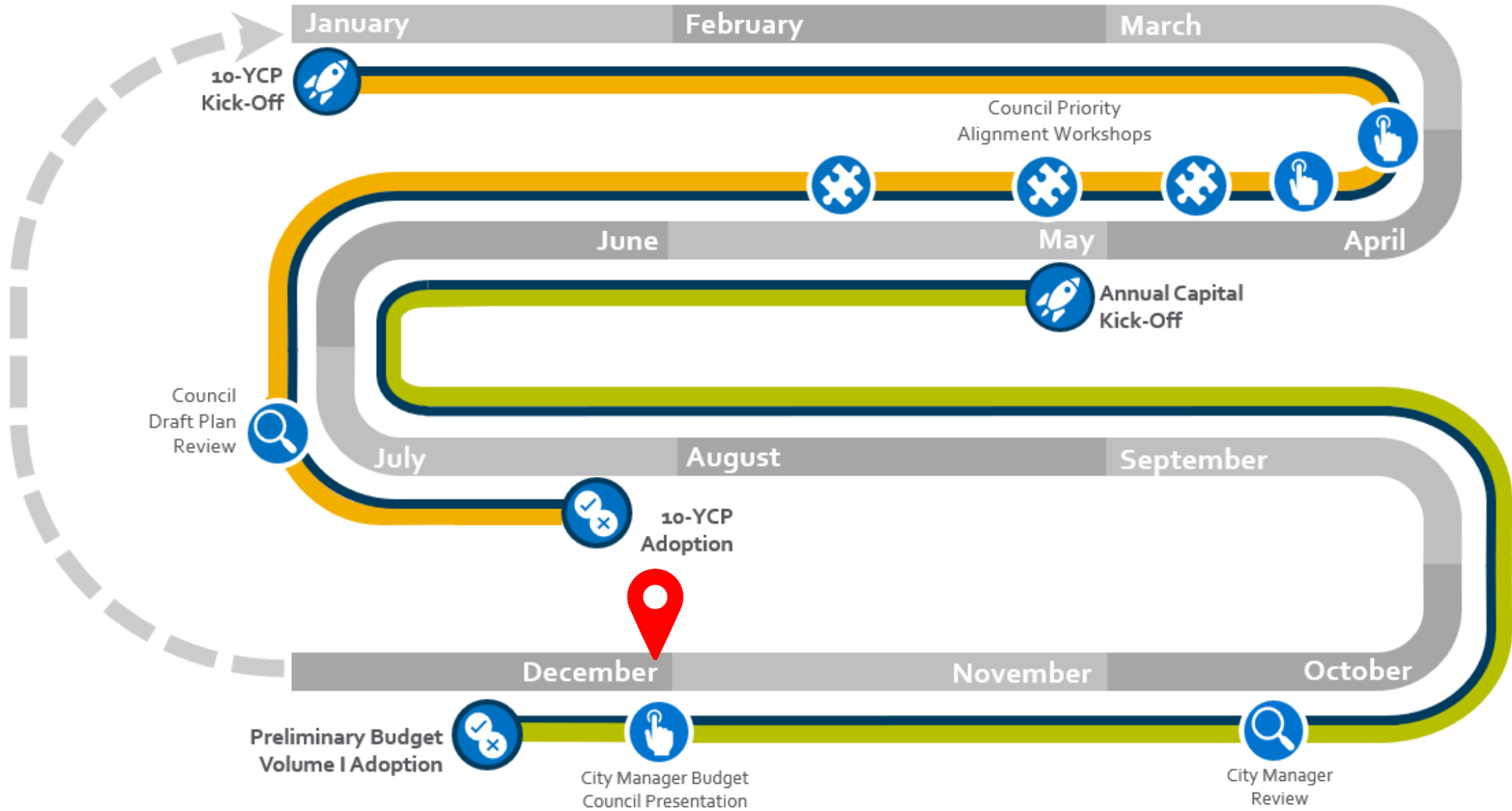
**FINANCIAL PLAN**

# Capital Program Overview

*Building a City of the Future*

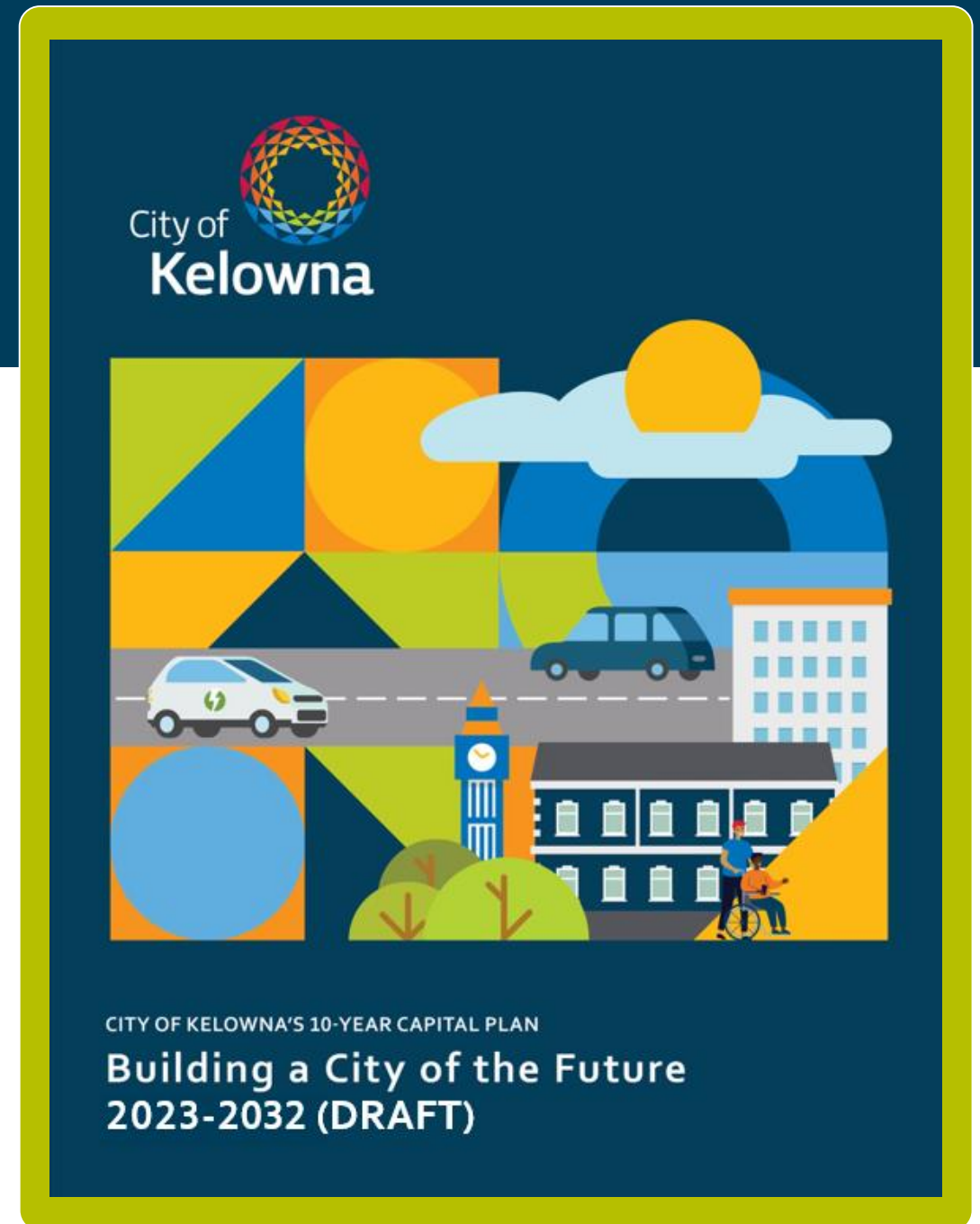


# Capital Planning Cycle

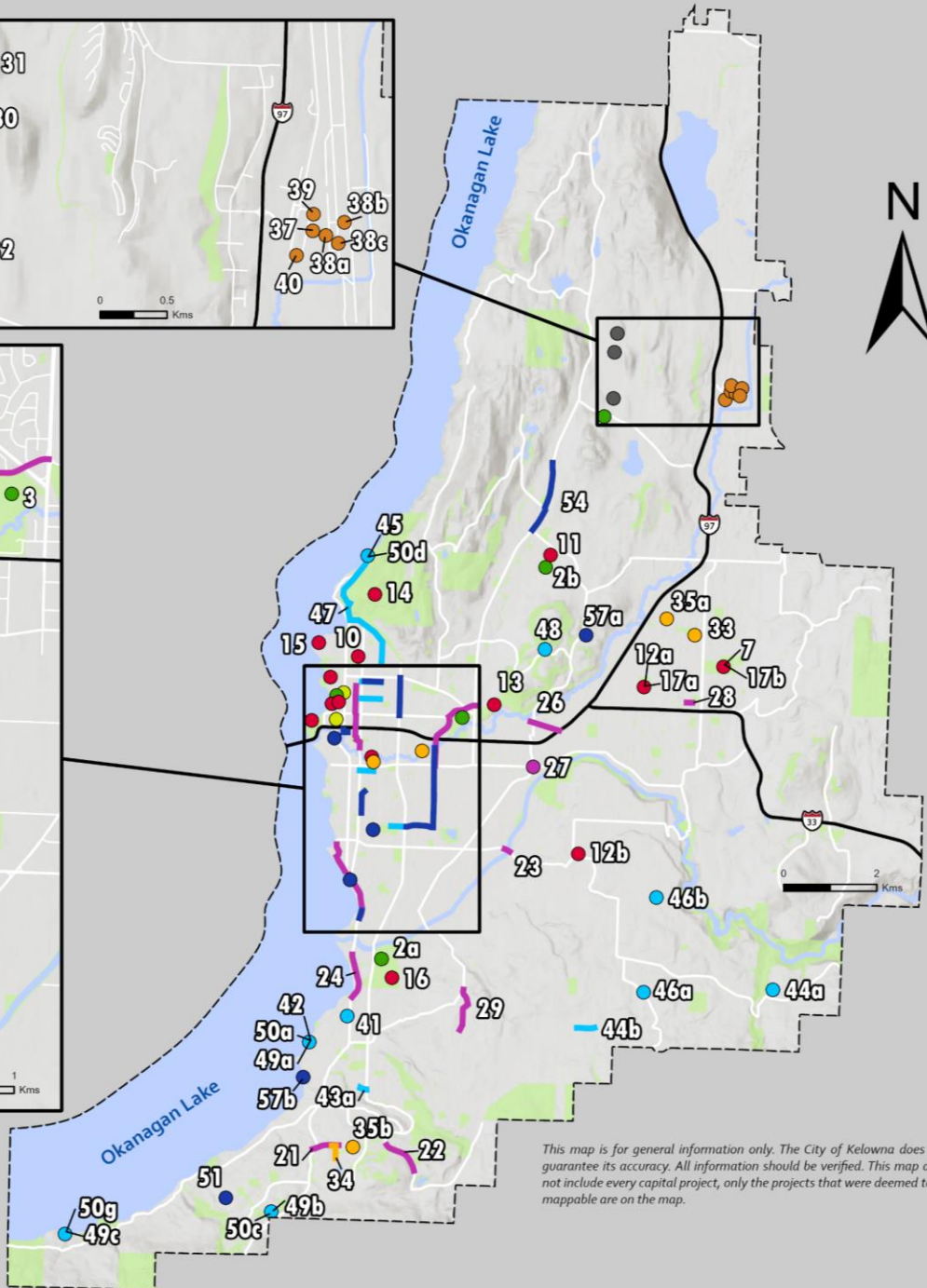
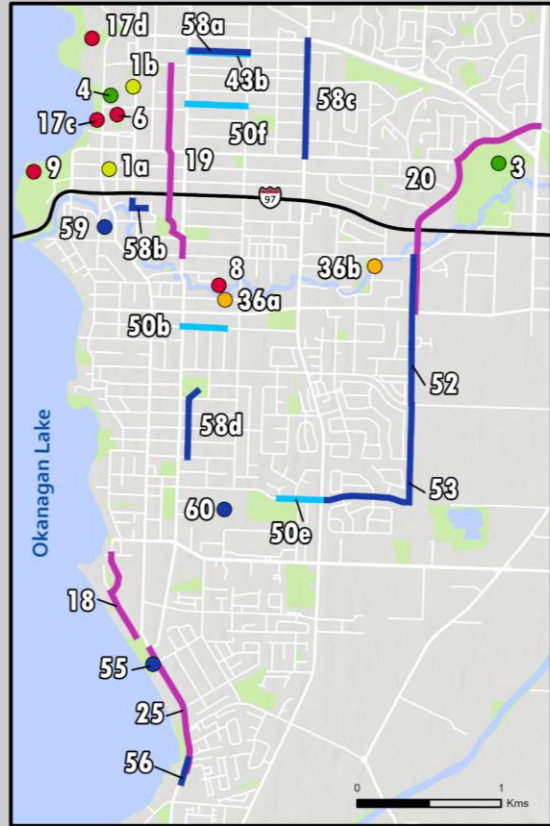


# 2024 Capital Investment

- ▶ Guided by the 10-Year Capital Plan
- ▶ 12 Cost Centres
- ▶ 114 P1 Projects
- ▶ \$140.1 M



# Building a City of the Future



This map is for general information only. The City of Kelowna does not guarantee its accuracy. All information should be verified. This map does not include every capital project, only the projects that were deemed to be mappable are on the map.

## 2024 Capital Projects

- REAL ESTATE & PARKING**
  - 1. Downtown Parkades-Major Maintenance
    - a. Champman Parkade
    - b. Library Parkade
- BUILDINGS**
  - 2. Building Stronger Kelowna - Community Activity Centres
    - a. Mission Rec Park
    - b. Glenmore Rec Park
  - 3. Building Stronger Kelowna - Parkinson Rec Centre Redevelopment
  - 4. Kelowna Community Theatre - Equipment Improvements
  - 5. North Glenmore Fire Hall (Stn #5) - Construction
- PARKS**
  - 6. Art Walk Furniture & Paver Surfaces Replacement
  - 7. Building Stronger Kelowna - Rutland Recreation Field Realignment
  - 8. Burne Park
  - 9. City Park - Improvements, Waterfront Promenade Phase 3
  - 10. Elks Stadium Batter's Eye
  - 11. Glenmore Recreation Park - Phases 4, 5
  - 12. Irrigation Renewal
    - a. Ben Lee Park
    - b. East Kelowna Baseball Fields
  - 13. Kelowna Memorial Cemetery - Improvements
  - 14. Knox Mountain Park - Improvements
  - 15. Manhattan Point Park DCC
  - 16. Mission Recreation - Youth Park, Plaza, & Trail System
  - 17. Park Infrastructure Renewal
    - a. Ben Lee Park
    - b. Rutland Rec Park
    - c. Stuart Park
    - d. Waterfront Park
- TRANSPORTATION**
  - 18. Abbott DCC (Rose - Gyro), ATC
  - 19. Bertram 1 DCC (Sutherland - Cawston), ATC
  - 20. Burch 3 DCC (Glenmore - Springfield), RD
  - 21. Frost DCC (Killdeer - Chute Lake)
  - 22. Gordon 1 DCC (Frost - South Perimeter)
  - 23. KLO Rd Mission Creek Bridge Replacement & McCulloch Area DCC (KLO/Hall/Spiers)
  - 24. Lakeshore 3 DCC (Lexington - Old Meadows), ATC
  - 25. Lakeshore 5 DCC (Richter - Cook), RD
  - 26. Rail Trail to Greenway DCC, ATC
  - 27. Road Safety Improvements DCC - Springfield/ Dilworthy/ Benvoulin Intersection
  - 28. Rutland Park & Ride, Mobility Hub, Operations facility
  - 29. Stewart 3 DCC (Crawford-Swamp), Road
- SOLID WASTE**
  - 30. Landfill - East Gas Subheader Connections
  - 31. Landfill Liner & Lift Station Design & Construction - Area 3
  - 32. Stockpiles & Reprocessing Areas Relocation
- STORM DRAINAGE**
  - 33. Containment Devices
  - 34. Frost and Frazer Lake Stormwater Improvements
  - 35. Linear Asset Renewal Projects
    - a. Findlay Rd Culvert
    - b. Southridge Stormwater Pond System
  - 36. Mill Creek Flood Protection
    - a. Burne Ave
    - b. Lindahl Park
- AIRPORT**
  - 37. Airport Air Terminal Building Capital Replacement & Improvement
  - 38. Airport Soaring Beyond
    - a. 2.5 Million Passengers AIF Program
    - b. Pavement Rehab: Apron 1
    - c. Pavement Rehab: Taxiway Charlie
    - d. Pavement Rehab: Taxiway Delta
  - 39. Carbon Neutral Initiatives - HID to LED Lighting
  - 40. Groundside Infrastructure & Equipment - Enabling Works For Hotel
- WATER**
  - 41. Bulk Fill Station
  - 42. Eldorado Pump Station Chlorine Conversion
  - 43. Existing Fireflow Upgrades & Infill Development Improvements
    - a. Buck Rd
    - b. Coronation Ave
  - 44. Irrigation Mainline Renewal
    - a. Gallaghers
    - b. Jaud Rd
  - 45. Poplar Pump Station Electrical Upgrade
  - 46. PRV Upgrades - Non Potable
    - a. McClain Rd
    - b. Reekie Rd
  - 47. Royal View Transmission Main Upgrades
  - 48. Summit Reservoir DCC
  - 49. UV Treatment Systems Control Upgrade
    - a. Eldorado Pump Station
    - b. Kettle Valley Pump Station
    - c. Swick Pump Station
  - 50. Water Network & Facility Renewal
    - a. Eldorado Pump Station
    - b. Glenwood Ave
    - c. Kettle Valley Pump Station
    - d. Poplar Point Pump Station
    - e. Rayer Ave to Mappin Ct
    - f. Stockwell Ave
    - g. Swick Pump Station
- WASTEWATER**
  - 51. Belcarra Sewer Connection Area
  - 52. Burch Trunk
  - 53. Byrns Baron Trunk Phase 2
  - 54. Glenmore Connection - Glenmore Rd from Cross Rd to Scenic Rd
  - 55. Gyro Lift Station
  - 56. Lakeshore Trunk - (Cook - Gyro)
  - 57. Lift Station Renewal
    - a. Cassiar Lift Station
    - b. Farris Lift Station
  - 58. Renewal - Wastewater mains & facilities
    - a. Coronation Ave between Ethel St & Richter St
    - b. Ellis St near Rosemead Ave
    - c. Highland South Service Area
    - d. Richter St, upstream of the Birch Lift Station
  - 59. Water St Lift Station
  - 60. WWTF Fermenter & Centrifuge Replacement

# Water, Wastewater, Storm & Solid Waste

*Balancing future demands with regulations & a changing climate.*

- ▶ Accommodate growth
- ▶ Renew existing infrastructure
- ▶ Bolster resiliency
- ▶ Protect the environment



# Buildings, Parks & Real Estate & Parking

*Facilities, parks & amenities for a growing community.*

- ▶ Recreational, cultural, & protective services
  - Building a Stronger Kelowna, North Glenmore Fire Hall, Community Theatre
- ▶ Building renewal & Downtown Parkade maintenance
- ▶ Park development
  - Glenmore Rec Park, City Park, Burne Park
- ▶ General & park land acquisition



# Transportation

*Making it easier to get around by vehicle, transit, cycling & walking.*

- ▶ Major road & safety improvements
  - Burtch & Stewart Rd upgrades, Frost Rd extension
- ▶ Bridge Replacement
  - KLO Rd Mission Creek
- ▶ Active transportation corridors
  - Abbott, Bertram & Leckie
- ▶ Transit improvements
  - Rutland Park & Ride, YLW Transit Hub





# Vehicles, Information Services & Fire

*Keeping pace with rapidly changing technology*

- ▶ Modern & electrified fleet
- ▶ Digital transformation & AI
- ▶ Fire Department software & digital training system



# Airport

## *Your Link to the World*

- ▶ Carbon neutral initiatives
- ▶ Safety & efficiency improvements
  - New taxiway
  - Airside equipment purchase
  - Airside pavement rehabilitation
- ▶ Commercial development enabling works



# 2024 Capital Plan Summary



**\$140 Million**

investment in new, upgraded & renewed public infrastructure



**63%**

investment for Parks, Buildings, Wastewater & Transportation



**33%**

External Funding, DCCs, partnerships & grants



**80%**

of citizens satisfied in level & quality of City services

<i>\$ millions</i>	<b>\$</b>	<b>%</b>
Parks	27.8	20
Wastewater	20.7	15
Building	20.2	14
Transportation	20.2	14
Solid Waste	12.5	9
Airport	9.8	7
Water	8.6	6
Storm Drainage	8.0	6
Vehicle & Mobile Equipment	7.3	5
Real Estate & Parking	3.1	2
Information Services	1.1	1
Fire	0.6	1
<b>Total</b>	<b>140.1</b>	

# Information Services Capital

<i>\$ thousands</i>		2024	2025	2026	2027	2028	Project Total
Front Office Equipment	I1	455	0	0	0	0	455
Server and Data Storage Equipment	I2	60	0	0	0	0	60
Major Systems Projects	I3	432	0	0	0	0	432
Communications Networks Upgrades	I4	137	0	0	0	0	137
Fibre Optic Service Line	I4	50	0	0	0	0	50
<b>Total priority 1 requests</b>		<b>1,133</b>	<b>0</b>	<b>0</b>	<b>0</b>	<b>0</b>	<b>1,133</b>

# Real Estate & Parking Capital

<i>\$ thousands</i>		2024	2025	2026	2027	2028	Project Total
General Land, Acquisition	L1	2,107	0	0	0	0	2,107
Road & Sidewalk, Land Acquisition	L2	143	0	0	0	0	143
Parking Equipment and Facilities	L3	291	0	0	0	0	291
Downtown Parkades-Major Maintenance	L3	205	0	0	0	0	205
Electric Vehicle Infrastructure and Strategic Initiatives	L3	150	0	0	0	0	150
Strategic Land Servicing Requirements	L4	250	0	0	0	0	250
<b>Total priority 1 requests</b>		<b>3,146</b>	<b>0</b>	<b>0</b>	<b>0</b>	<b>0</b>	<b>3,146</b>

# Buildings Capital

<i>\$ thousands</i>		2024	2025	2026	2027	2028	Project Total
Building Stronger Kelowna - Parkinson Rec Centre Redevelopment	B1	9,000	72,000	63,000	36,000	0	180,000
Building Stronger Kelowna - Community Activity Centres	B2	1,800	14,400	12,600	7,200	0	36,000
North Glenmore Fire Hall (Stn #5) - Construction	B3	3,000	5,230	5,230	0	0	13,460
Capital Opportunities & Partnership Fund	B6	500	0	0	0	0	500
Critical & Core Building Infrastructure Renewal (Level 3)	B7	5,000	0	0	0	0	5,000
Facility Energy Modernization Renewal	B7	250	0	0	0	0	250
Kelowna Community Theatre - Equipment Improvements	B7	695	0	0	0	0	695
<b>Total priority 1 requests</b>		<b>20,245</b>	<b>91,630</b>	<b>80,830</b>	<b>43,200</b>	<b>0</b>	<b>235,905</b>

# Buildings Capital – Priority 2

<i>\$ thousands</i>		2024	2025	2026	2027	2028	Project Total
Community Activity Centres, Child Care	B2	2,015	10,080	8,060	0	0	20,155
Capital Opportunities & Partnership Fund	B6	500	0	0	0	0	500
Critical & Core Building Infrastructure Renewal (Level 1 & 2)	B7	7,720	0	0	0	0	7,720
<b>Total priority 2 requests</b>		<b>10,235</b>	<b>10,080</b>	<b>8,060</b>	<b>0</b>	<b>0</b>	<b>28,375</b>

# Parks Capital

<i>\$ thousands</i>		2024	2025	2026	2027	2028	Project Total
DCC Parkland Acquisition	P1	18,387	0	0	0	0	18,387
Art Walk Furniture and Paver Surfaces Replacement	P1	130	0	0	0	0	130
Urban Centers Beautification Initiative	P1	150	0	0	0	0	150
Burne Park	P3	2,739	0	0	0	0	2,739
Building Stronger Kelowna - Parkinson Rec Park Field Realignment	P5	2,062	16,500	14,400	8,200	0	41,162
Building Stronger Kelowna - Rutland Recreation Field Realignment	P5	450	4,050	0	0	0	4,500
Elks Stadium Batter's Eye	P5	50	0	0	0	0	50
Glenmore Recreation Park - Phases 4, 5	P5	1,200	7,800	7,800	0	0	16,800
Mission Recreation - Youth Park, Plaza, & Trail System	P5	216	3,100	0	0	0	3,316
City Park - Improvements, Waterfront Promenade Phase 3	P6	400	2,500	0	0	0	2,900
Manhattan Point Park DCC	P6	100	0	0	0	0	100
Knox Mountain Park - Improvements	P7	403	0	0	0	0	403
Irrigation Renewal	P8	709	0	0	0	0	709
Park Infrastructure Renewal	P8	218	0	0	0	0	218
Kelowna Memorial Cemetery - Improvements	P8	137	0	0	0	0	137
Capital Opportunities & Partnership Fund	P9	500	0	0	0	0	500
<b>Total priority 1 requests</b>		<b>27,849</b>	<b>33,950</b>	<b>22,200</b>	<b>8,200</b>	<b>0</b>	<b>92,199</b>



# Parks Capital – Priority 2

<i>\$ thousands</i>		2024	2025	2026	2027	2028	Project Total
Capital Opportunities & Partnership Fund	P9	500	0	0	0	0	500
<b>Total priority 2 requests</b>		500	0	0	0	0	500

# Vehicles & Equipment Capital

<i>\$ thousands</i>		2024	2025	2026	2027	2028	Project Total
Growth Vehicles	V1	2,327	0	0	0	0	2,327
Vehicle/Equipment Renewal	V2	4,990	0	0	0	0	4,990
<b>Total priority 1 requests</b>		<b>7,317</b>	<b>0</b>	<b>0</b>	<b>0</b>	<b>0</b>	<b>7,317</b>

# Transportation Capital

<i>\$ thousands</i>		2024	2025	2026	2027	2028	Total
Building Stronger Kelowna - Transportation Upgrades	T1	1,038	8,300	7,300	4,200	0	20,838
McCulloch Area DCC (KLO/Hall/Spiers)	T1	465	5,686	0	0	0	6,151
Major Intersection Capacity Improvements DCC	T1	240	0	0	0	0	240
Burtch 3 DCC (Glenmore - Springfield), RD	T1	436	424	1,466	0	0	2,326
Road Safety Improvements DCC	T1	500	0	0	0	0	500
Traffic Signals and Roundabouts DCC	T1	750	0	0	0	0	750
Lakeshore 5 DCC (Richter - Cook), RD	T1	300	300	2,300	0	0	2,900
Stewart 3 DCC (Crawford-Swamp), Road	T1	930	0	0	0	0	930
Gordon 1 DCC (Frost - South Perimeter)	T1	200	0	0	0	0	200
Frost DCC (Killdeer - Chute Lake)	T1	437	4,843	0	0	0	5,280
Rail Trail to Greenway DCC, ATC	T2	3,950	0	0	0	0	3,950
Abbott DCC (Rose - Gyro), ATC	T2	75	775	260	0	0	1,110
Bertram 1 DCC (Sutherland - Cawston), ATC	T2	544	1,620	6,869	0	0	9,032
Lakeshore 3 DCC (Lexington - Old Meadows), ATC	T2	130	0	0	0	0	130
Local Street Urbanization Program	T3	180	0	0	0	0	180
Roadway Urbanization	T3	350	0	0	0	0	350
KLO Rd Mission Creek Bridge Replacement	T4	1,224	10,050	0	0	0	11,274
Transportation System Renewal	T4	1,242	0	0	0	0	1,242
Road Renewal Program	T4	4,929	0	0	0	0	4,929
Bicycle Network Improvement Program	T5	500	0	0	0	0	500
Neighbourhood Bikeway Program	T5	120	0	0	0	0	120
Pedestrian Network	T6	460	0	0	0	0	460
Safety and Operational Improvements	T7	474	0	0	0	0	474
Rutland Park & Ride, Mobility Hub, Operations Facility	T9	380	0	0	0	0	380
Transit - Bus Stop and Amenity Improvements	T9	150	0	0	0	0	150
Rutland Network Restructure - Infrastructure	T9	105	0	0	0	0	105
Transit - Land Acquisition	T9	45	0	0	0	0	45
YLW Transit Hub	T9	45	0	100	0	0	145
<b>Total priority 1 requests</b>		<b>20,199</b>	<b>31,997</b>	<b>18,294</b>	<b>4,200</b>	<b>0</b>	<b>74,691</b>

# Wastewater Capital

<i>\$ thousands</i>		2024	2025	2026	2027	2028	Project Total
Glenmore Connection - Glenmore Rd from Cross Rd to Scenic Rd	WW1	5,703	0	0	0	0	5,703
Byrns Baron Trunk Phase 2	WW1	1,060	3,179	3,179	3,179	0	10,596
Lakeshore Trunk - (Cook - Gyro)	WW1	500	0	0	2,607	0	3,107
Water St Lift Station	WW2	4,000	0	0	0	0	4,000
Gyro Lift Station	WW2	288	2,787	0	0	0	3,075
Offsite & Oversize - Wastewater	WW4	200	0	0	0	0	200
WWTF Fermenter & Centrifuge Replacement	WW5	2,000	0	0	0	0	2,000
Burtch Trunk	WW5	1,250	1,000	0	0	0	2,250
Lift Station Renewal	WW5	1,040	0	0	0	0	1,040
Renewal - Wastewater mains and facilities	WW5	4,210	0	0	0	0	4,210
Commonage - Renewal Projects	WW5	170	0	0	0	0	170
Belcarra Sewer Connection Area	WW6	128	1,152	0	0	0	1,280
Emerging Issues	WW6	140	0	0	0	0	140
<b>Total priority 1 requests</b>		<b>20,688</b>	<b>8,118</b>	<b>3,179</b>	<b>5,786</b>	<b>0</b>	<b>37,771</b>

# Storm Drainage Capital

<i>\$ thousands</i>		2024	2025	2026	2027	2028	Project Total
Mill Creek Flood Protection	D1	6,701	7,382	8,371	1,538	0	23,992
Frost and Frazer Lake Stormwater Improvements	D1	750	0	0	0	0	750
Containment Devices	D2	349	0	0	0	0	349
Linear Asset Renewal Projects	D3	220	0	0	0	0	220
<b>Total priority 1 requests</b>		<b>8,020</b>	<b>7,382</b>	<b>8,371</b>	<b>1,538</b>	<b>0</b>	<b>25,311</b>

# Water Capital

<i>\$ thousands</i>		2024	2025	2026	2027	2028	Project Total
Royal View Transmission Main Upgrades	W1	733	6,859	0	0	0	7,592
Summit Reservoir DCC	W4	1,900	0	0	0	0	1,900
Offsite & Oversize - Water	W5	200	0	0	0	0	200
Water Network and Facility Renewal	W6	1,400	0	0	0	0	1,400
Water Meter Replacement Program	W6	800	0	0	0	0	800
Eldorado Pump Station Chlorine Conversion	W7	200	0	0	0	0	200
Bulk Fill Station	W7	100	0	0	0	0	100
UV Treatment Systems Control Upgrade	W7	500	0	0	0	0	500
Poplar Pump Station Electrical Upgrade	W7	100	0	0	0	0	100
Existing Fireflow Upgrades and Infill Development Improvements	W7	1,000	0	0	0	0	1,000
Water Meter - New Installations	W7	150	0	0	0	0	150
Hydrants	W8	45	0	0	0	0	45
Irrigation Mainline Renewal	W8	1,000	0	0	0	0	1,000
PRV Upgrades - Non Potable	W8	500	0	0	0	0	500
<b>Total priority 1 requests</b>		<b>8,628</b>	<b>6,859</b>	<b>0</b>	<b>0</b>	<b>0</b>	<b>15,487</b>

# Solid Waste Capital

<i>\$ thousands</i>		2024	2025	2026	2027	2028	Project Total
Automated Collection Curbside Carts	SW1	450	0	0	0	0	450
Landfill Liner and Lift Station Design and Construction - Area 3	SW2	8,600	2,000	0	2,500	850	13,950
General Site Works and Investigations	SW2	100	0	0	0	0	100
Landfill Gas & Leachate Recirculation Laterals	SW3	550	0	0	0	0	550
Landfill - East Gas Subheader Connections	SW3	450	0	0	0	0	450
Stormwater Bypass System	SW5	250	4,650	0	500	2,900	8,300
Stockpiles and Reprocessing Areas Relocation	SW7	1,800	3,800	0	0	0	5,600
Progressive Closure	SW8	250	800	0	2,000	0	3,050
<b>Total priority 1 requests</b>		<b>12,450</b>	<b>11,250</b>	<b>0</b>	<b>5,000</b>	<b>3,750</b>	<b>32,450</b>

# Airport Capital

<i>\$ thousands</i>		2024	2025	2026	2027	2028	Project Total
Security System Upgrades	A1	245	0	0	0	0	245
Small Capital Projects	A1	180	0	0	0	0	180
Groundside Infrastructure and Equipment	A2	1,185	0	0	0	0	1,185
Mill Creek Realignment	A2	215	0	0	0	0	215
Airport Air Terminal Building Capital Replacement & Improvement	A3	1,665	2,270	0	0	0	3,935
Carbon Neutral Initiatives	A3	870	0	0	0	0	870
Airport Soaring Beyond 2.5 Million Passengers AIF Program	A4	5,445	1,140	0	0	0	6,585
<b>Total priority 1 requests</b>		<b>9,805</b>	<b>3,410</b>	<b>0</b>	<b>0</b>	<b>0</b>	<b>13,215</b>





# Airport

## Service budget overview

# Airport

## ▶ 2023 Key Accomplishments

- YLW campus childcare centre
- Airport terminal building expansion
- Runway end safety area
- Air service

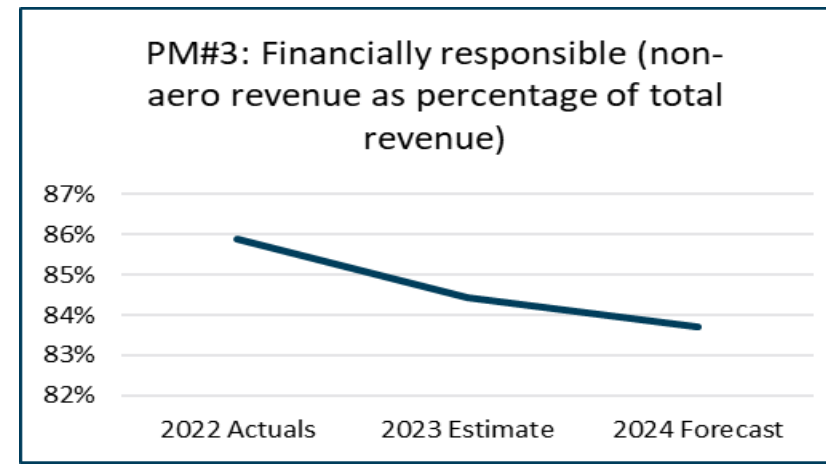
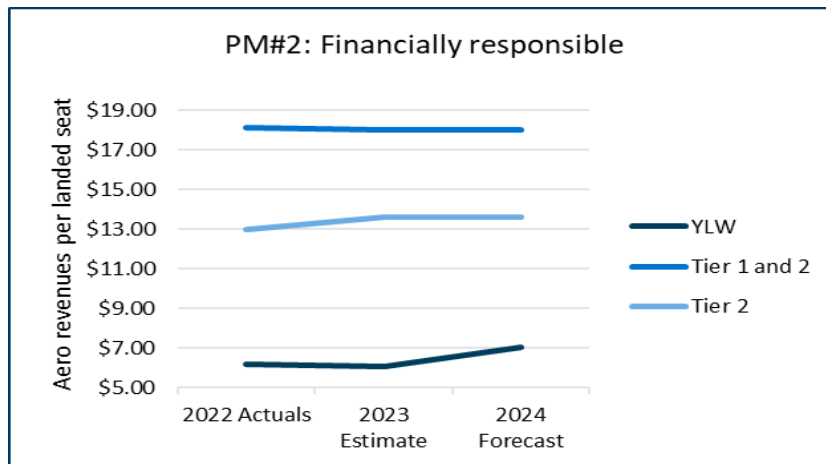
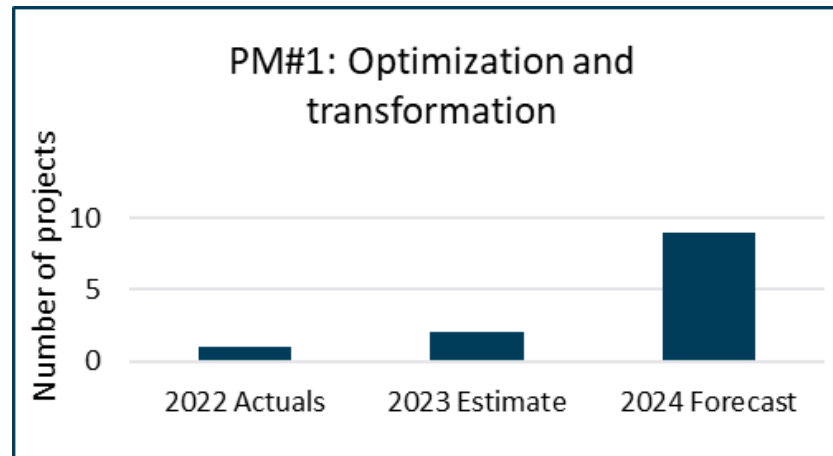


# Airport

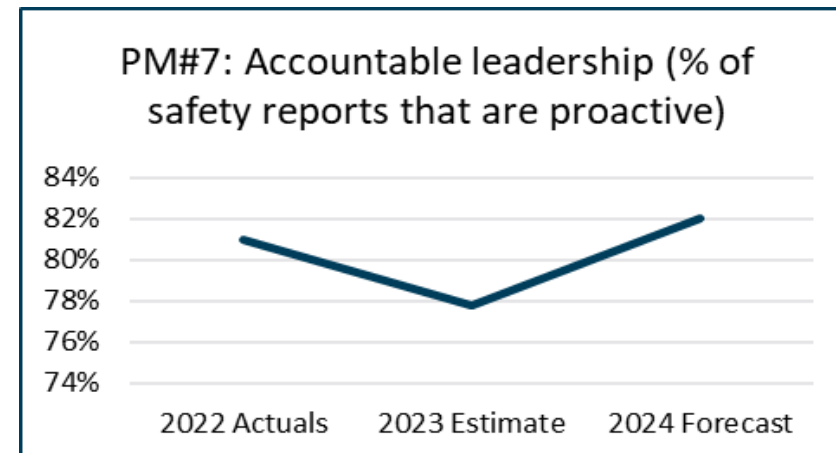
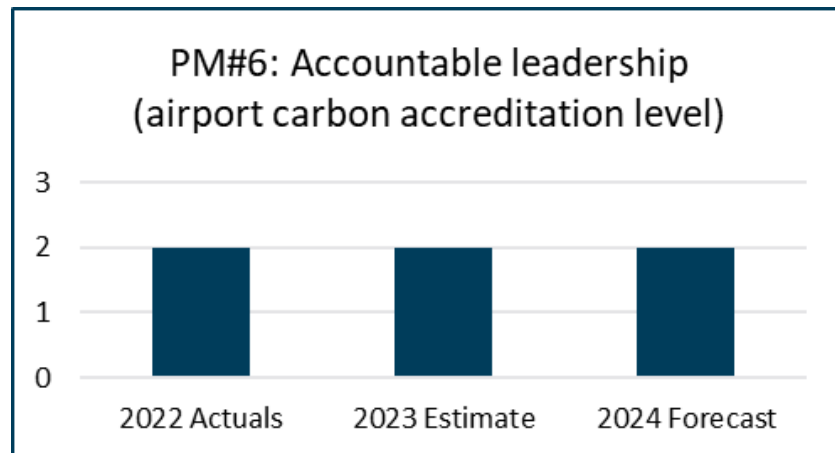
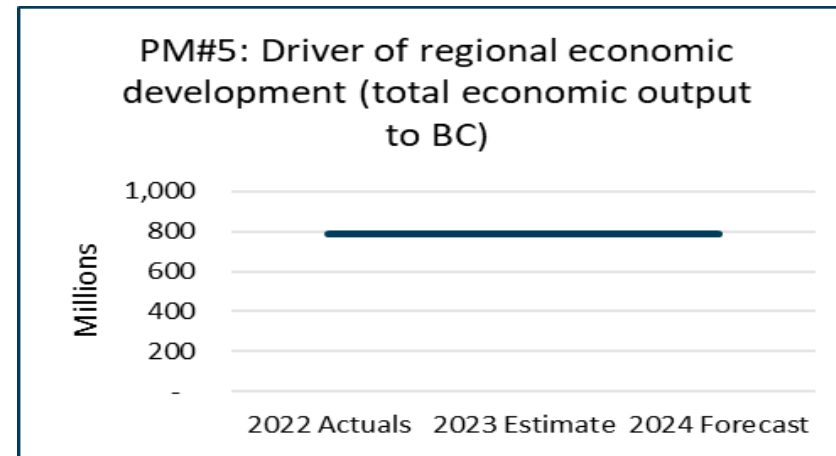
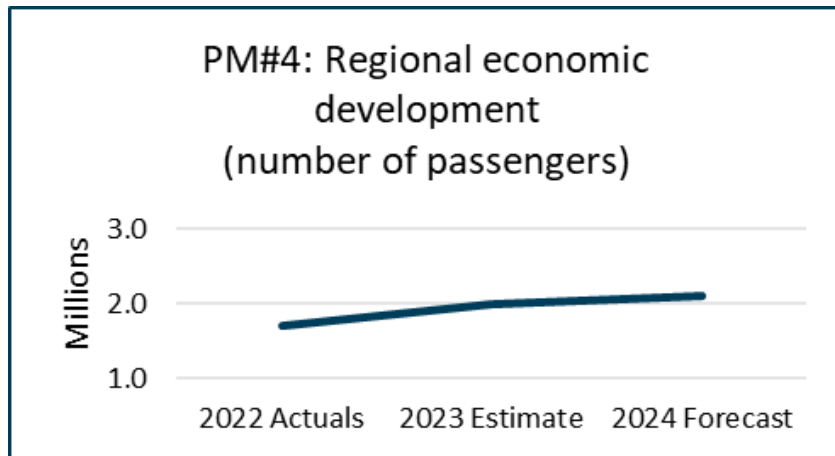
## ▶ 2023 and 2024 Continuous Improvement

- 2023 and 2024
  - Air terminal building renewal and expansion
  - Rehabilitation of airside pavement
  - Development of air service routes and destinations
  - Carbon reduction initiatives
- 2024
  - Combined operations building expansion

# Airport Performance Measures

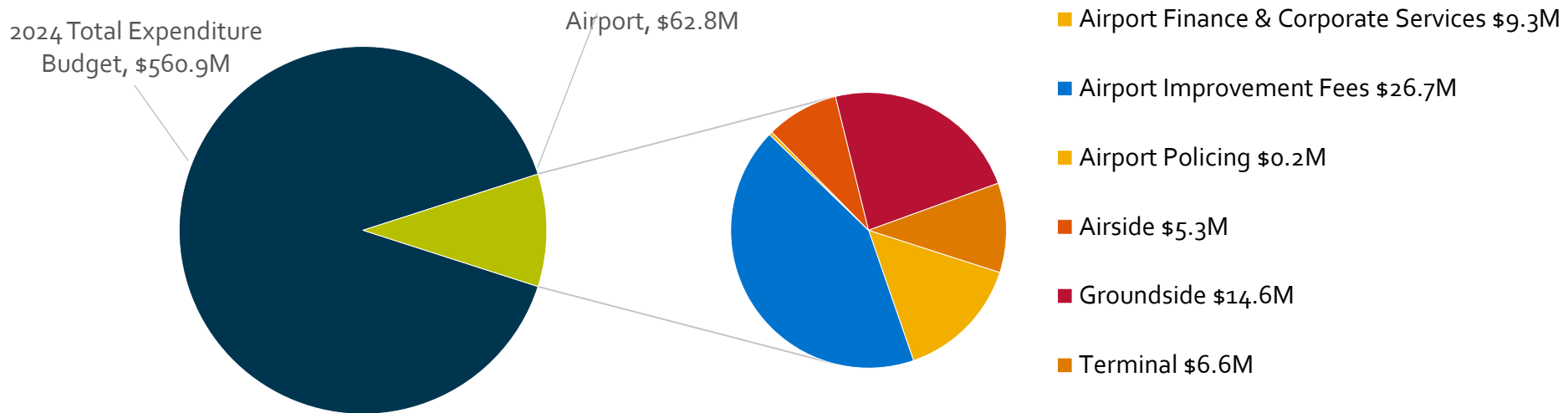


# Airport Performance Measures



# Airport Expenditure Budget

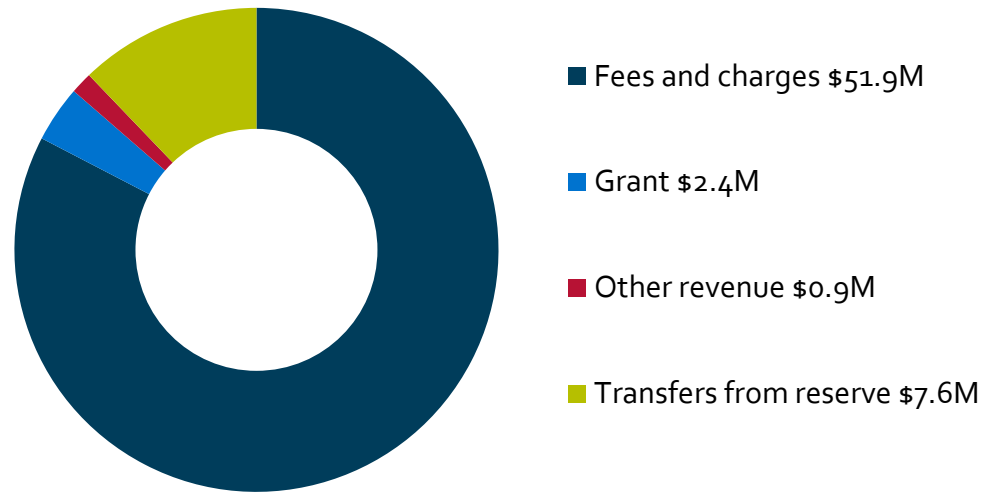
2024 Total Expenditure Budget Breakdown



Note: Totals may not add due to rounding

# Airport Funding Strategy

Funding strategy



Total \$62.8M

Note: Totals may not add due to rounding

# Airport

## Budget overview

### Annualization of previously approved budget requests

2023 Revised budget	\$56.891 M
2022 & 2023 Adjustments	(\$0.021) M
2024 Starting budget	\$56.870 M

► Drivers for change:

- Removal of 2023 one-time budgets
- Removal of 2023 carryover budgets
- Annualization of 2022 & 2023 operating requests



# Airport

## Budget overview

### 2024 Recommended budget

2024 Starting budget	\$56.870 M
Service level – 2.1 million passengers	\$5.889 M
	\$62.759 M

▶ Drivers for change:

- Airside, Terminal, and Groundside operational changes
- Finance & Corporate services support cost increase



# Airport

## Operating requests



# Community Safety & Bylaw

## Service budget overview

# Community Safety & Bylaw Services

## ▶ Key accomplishments

- Launched seven Community Safety Plan (CSP) - Actions Teams and presented Kelowna's first CSP Annual Report to Council
- Developed and launched a loan-a-lock program and a bike valet to augment pre-existing bike theft prevention strategies
- Developed and published Business and Community Safety Toolkits to advance crime prevention through environmental design (CPTED) and other
- Reviewed and adopted new outdoor sheltering management strategies
- Expanded connectedness and coordination with service providers responding to the impacts of rising outdoor sheltering
- Launched a pilot initiative pairing Bylaw Services and a peer navigator
- Adopted a Fire & Life Safety Bylaw to improve property standards and compliance

# Community Safety & Bylaw

## ▶ Continuous improvement

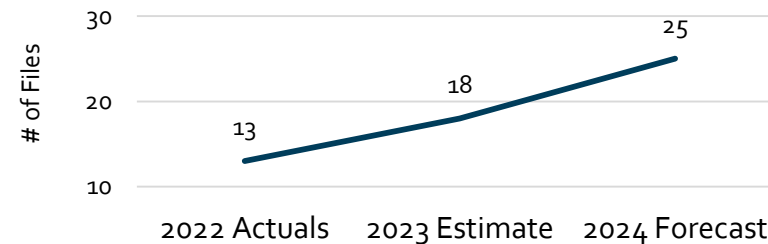
- Enhanced training and professional development
- Innovation and effectiveness through research and “best practices”
- Increasing agility and resilience to address emergent issues
- Recruiting for the needs of today and tomorrow
- Refining organizational structures and processes

# Community Safety & Bylaw Performance Measures

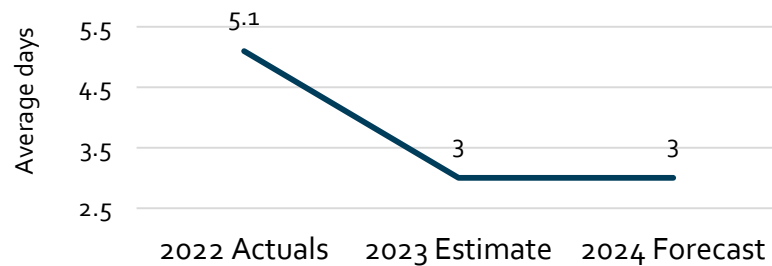
PM#1: Citizen satisfaction with bylaw service

2022 Actuals	2023 Estimate	2024 Forecast
77%	N/A	77%

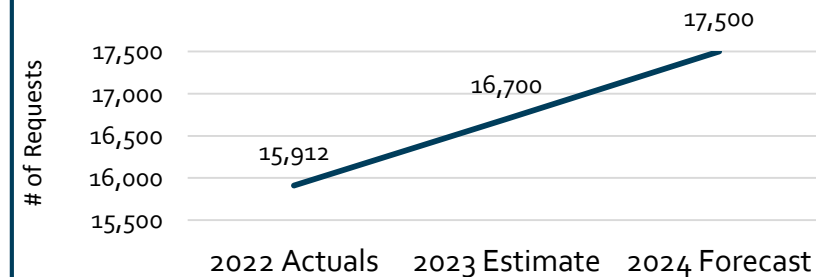
PM#2: # of files actioned by the property standards compliance team



PM#3: Average number of days to close a bylaw service request



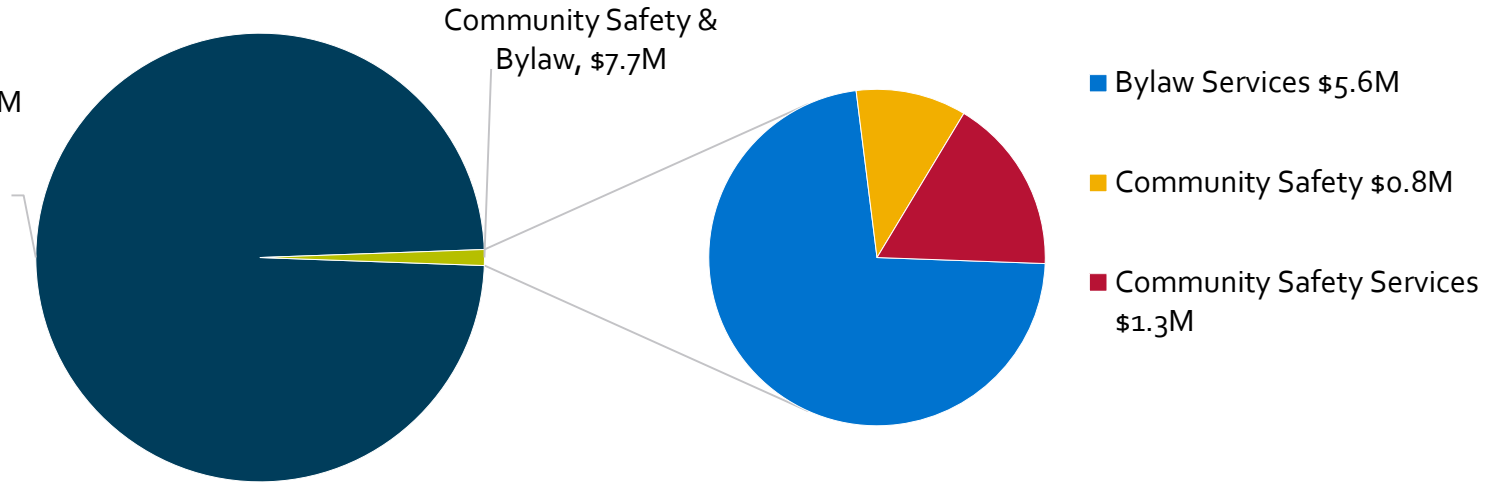
PM#4: # of bylaw service requests generated annually



# Community Safety & Bylaw Expenditure budget

2024 Total Expenditure Budget Breakdown

2024 Total  
Expenditure  
Budget, \$560.9M

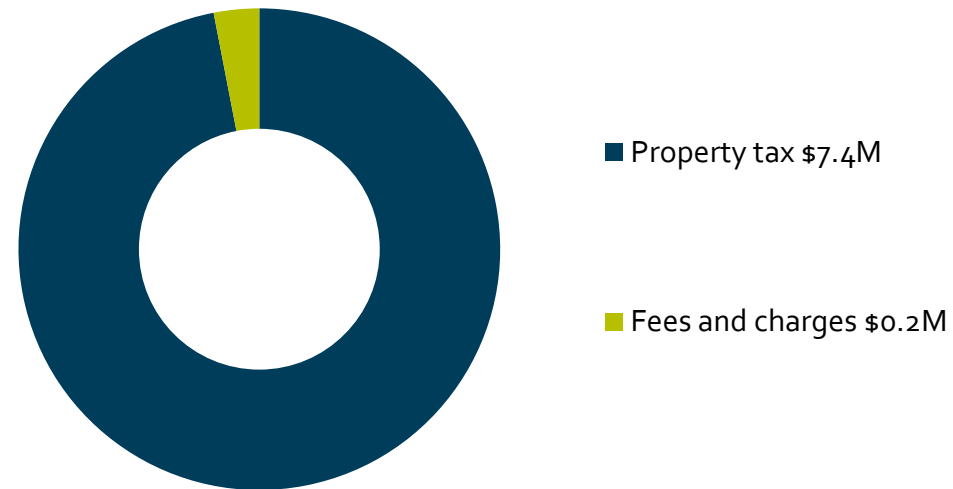


Note: Totals may not add due to rounding

# Community Safety & Bylaw

## Budget overview

Funding strategy



Total \$7.7M

Note: Totals may not add due to rounding



# Community Safety & Bylaw

## Budget overview

### Annualization of previously approved budget requests

2023 Revised budget	\$9.153 M
2022 & 2023 Adjustments	(\$2.135) M
2024 Starting budget	\$7.018 M

► Drivers for change:

- Removal of 2023 one-time budgets
- Removal of 2023 carryover budgets
- Annualization of 2022 & 2023 operating requests

# Community Safety & Bylaw

## Budget overview

### 2024 Recommended budget

2024 Starting budget	\$7.018 M
Maintaining current service level	\$0.123 M
	\$7.141 M
Enhancing service level	\$0.543 M
	\$7.684 M

▶ Drivers for change:

- Agricultural Land Commission compliance and enforcement
- Supporting Council's Crime & Safety and Homelessness priorities



# Community Safety & Bylaw

## Operating requests



# Police Services & RCMP

## Service budget overview

# Police Services & RCMP

## ▶ Key accomplishments

- Restabilized and resumed specialized policing units (i.e., Traffic)
- Launched and provincially leading the Repeat Violent Offending Intervention Initiative
- Improved resource deployment through “PinPoint” data-based analytics
- Improved cost recovery for Regional RCMP and Police resources



# Police Services & RCMP

## ▶ Continuous improvement

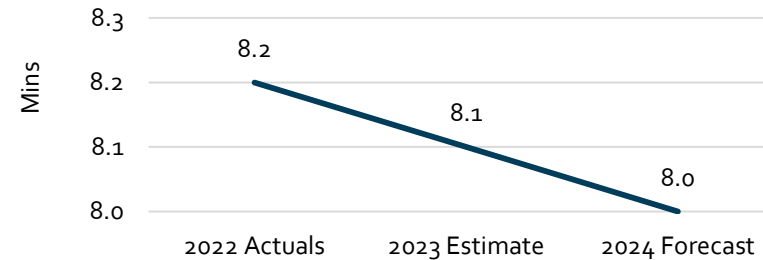
- Enhance recruitment and retention efforts to increase staff occupancy rates
- Increase use of “operational excellence” and technology to improve the efficiency and effectiveness of internal operations and processes
- Increase use of data-driven hotspot policing, including traffic enforcement
- Lean into community safety concerns of diverse communities
- Further adopt proven crime prevention approaches in business improvement areas
- Promote and support the right providers for mental health, addiction care, and housing needs
- Advance the national RCMP Auxiliary Program in Kelowna

# Police Services & RCMP Performance Measures

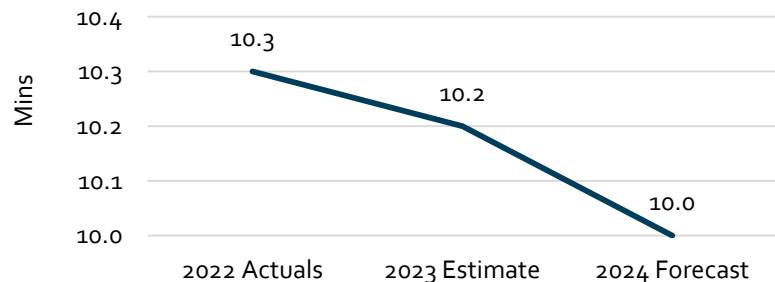
PM#1: Citizen satisfaction with police services

2022 Actuals	2023 Estimate	2024 Forecast
74%	N/A	75%

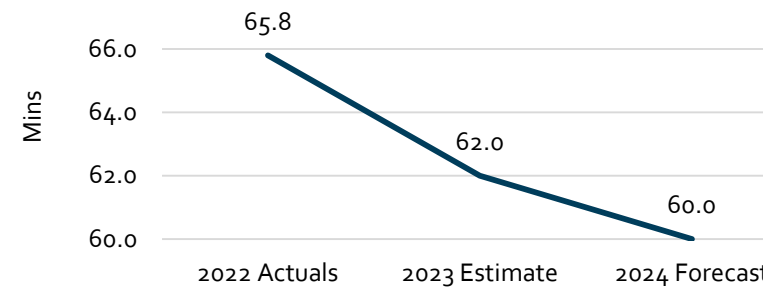
PM#2a: Police priority 1 response times  
(mins)



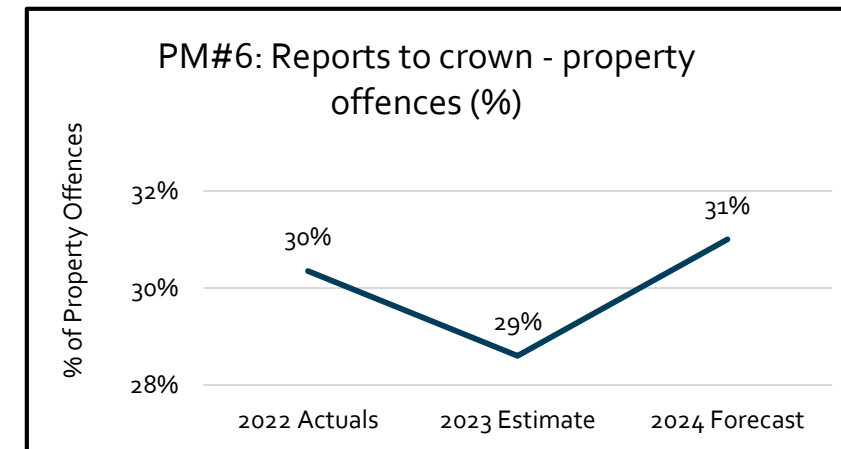
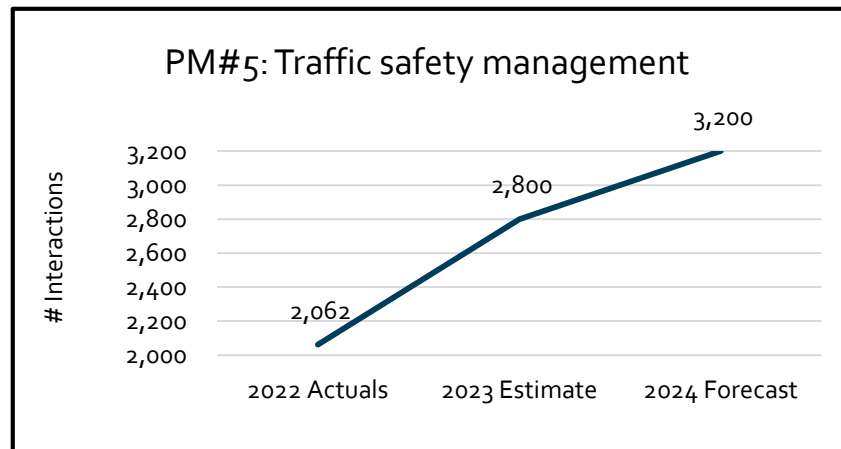
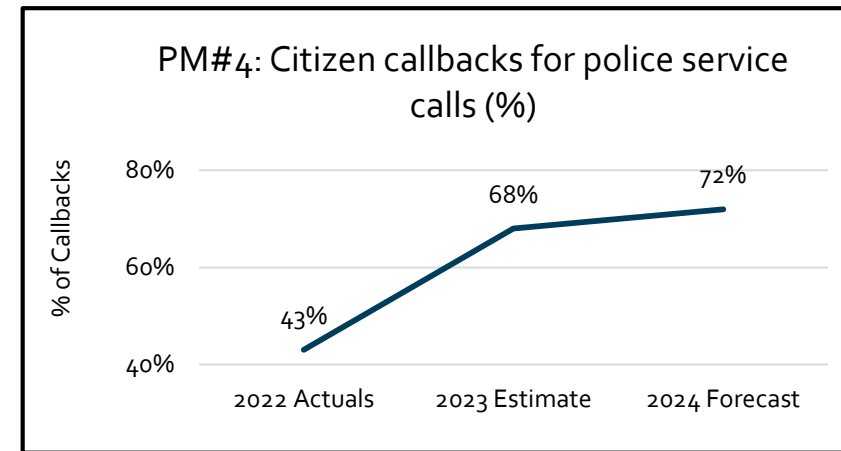
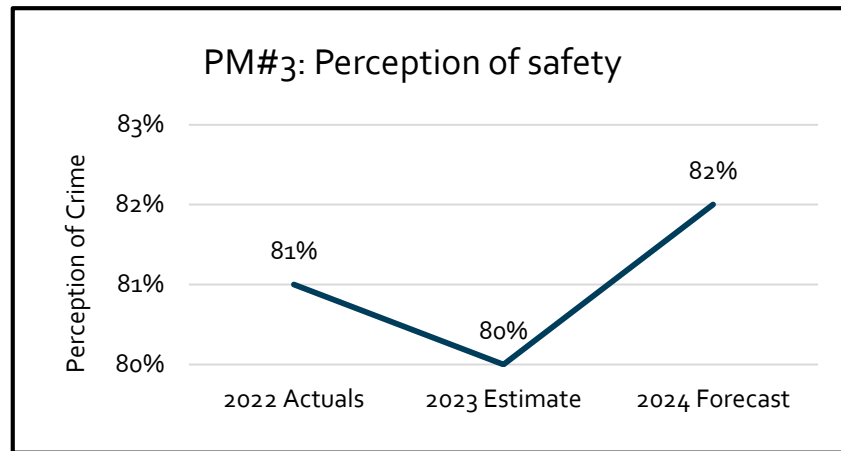
PM#2b: Police priority 2 response times  
(mins)



PM#2c: Police priority 3 response times  
(mins)



# Police Services & RCMP Performance Measures

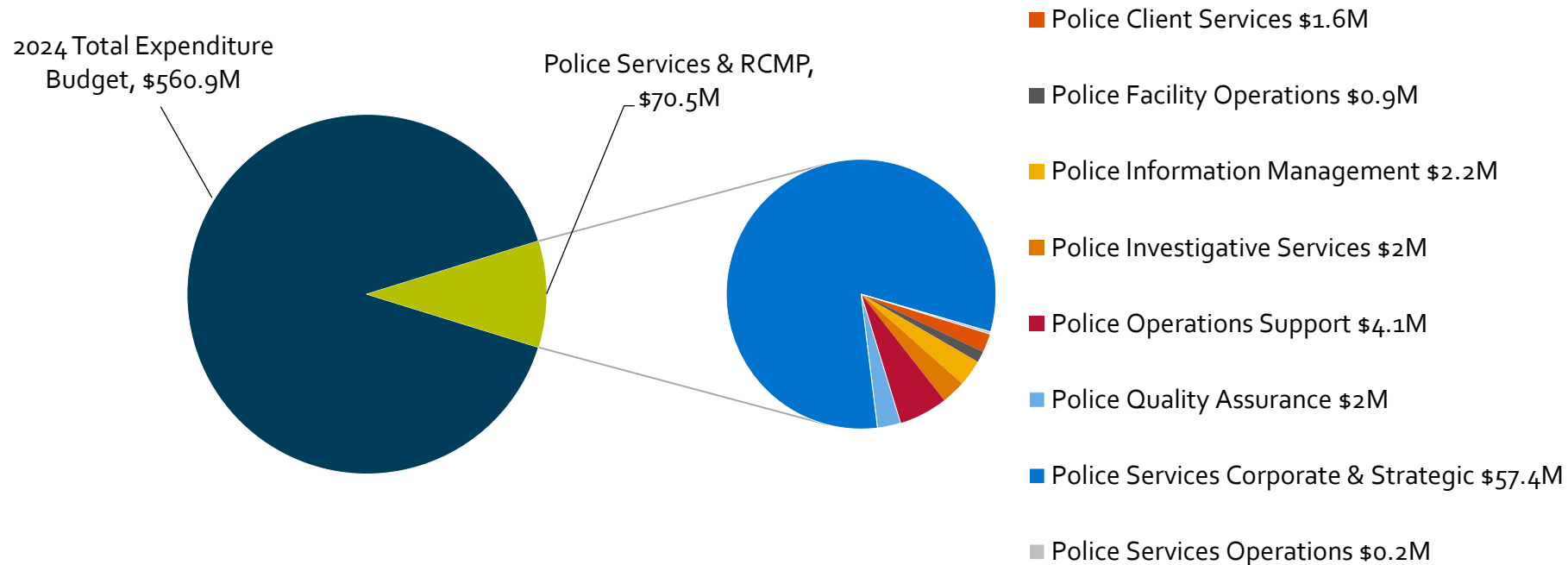




# Police Services & RCMP

## Expenditure budget

2024 Total Expenditure Budget Breakdown

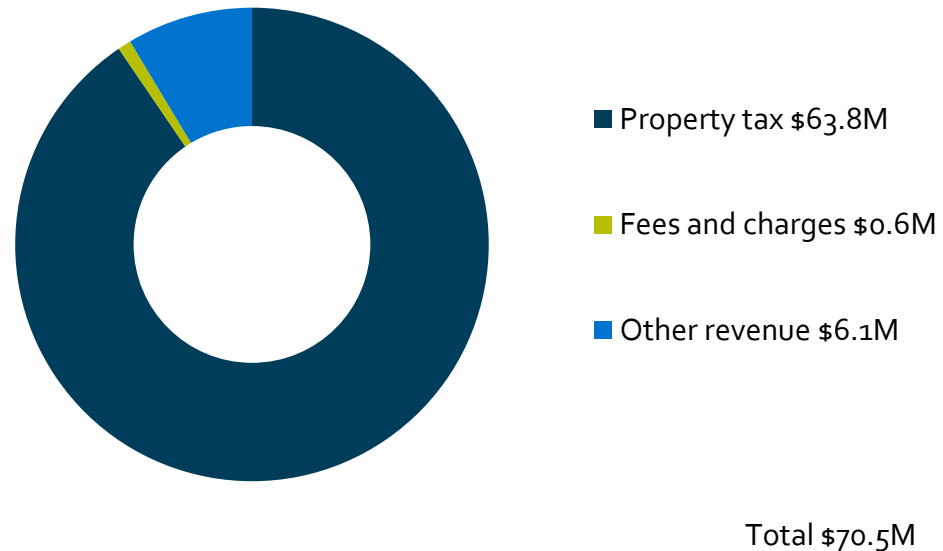


Note: Totals may not add due to rounding

# Police Services & RCMP

## Budget overview

### Funding strategy



Note: Totals may not add due to rounding

# Police Services & RCMP

## Budget overview

### Annualization of previously approved budget requests

2023 Revised budget	\$74.330 M
2022 & 2023 Adjustments	(\$6.689) M
2024 Starting budget	\$67.641 M

#### ► Drivers for change:

- Removal of 2023 one-time budgets
- Removal of 2023 carryover budgets
- Annualization of 2022 & 2023 operating requests

# Police Services & RCMP

## Budget overview

### 2024 Recommended budget

2024 Starting budget	\$67.641 M
Maintaining current service level	\$2.470 M
	\$70.111 M
Enhancing service level	\$0.382 M
	\$70.493 M

#### ▶ Drivers for change:

- Contractual changes
- Launching of the new RCMP Auxiliary Program
- Increasing population and tourism growth
- Enhancing enforcement in priority areas



# Police Services & RCMP

## Operating requests



# Fire Safety

## Service budget overview

# Fire Safety

## ▶ Key accomplishments

- Implementation of updated fire inspection standards, to create efficiencies while maintaining the highest level of public safety
- Investment in training and equipment specifically for wildland urban interface events, including Engine Boss, Task Force Leader and hands on crew training
- Support for internal wellness programs including physical and mental health related initiatives
- Implementation of new software for crew scheduling and time management, reducing administrative requirements

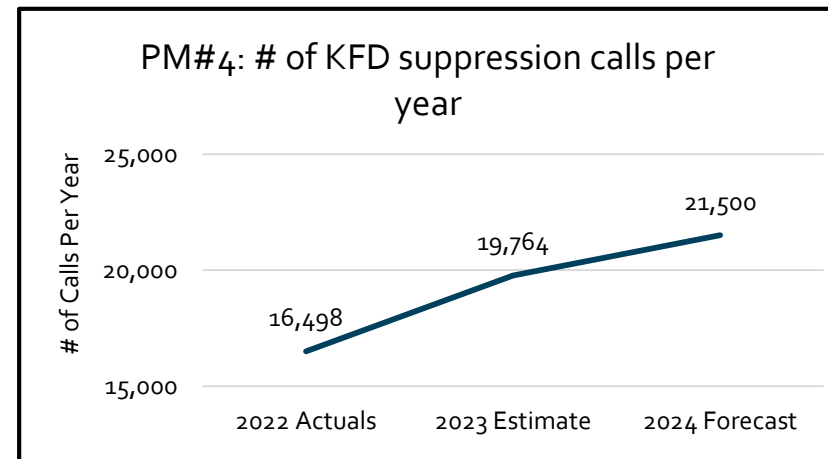
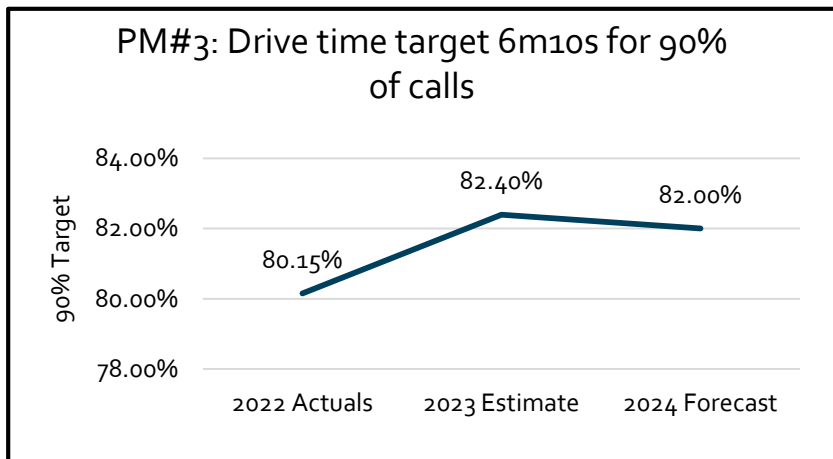
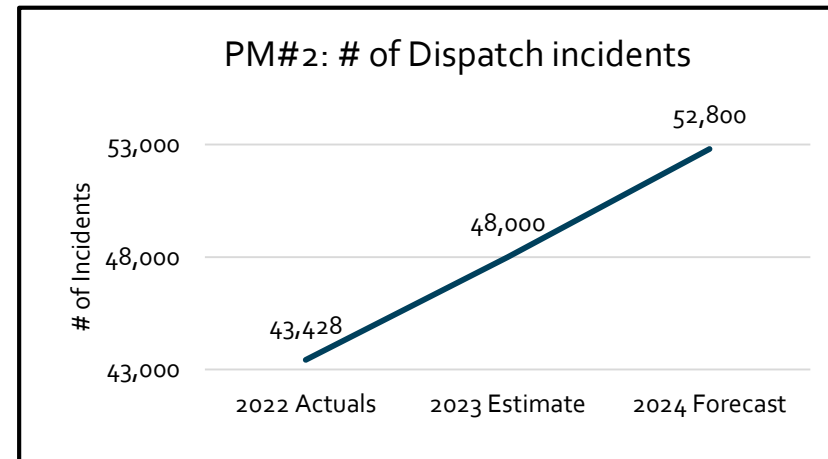
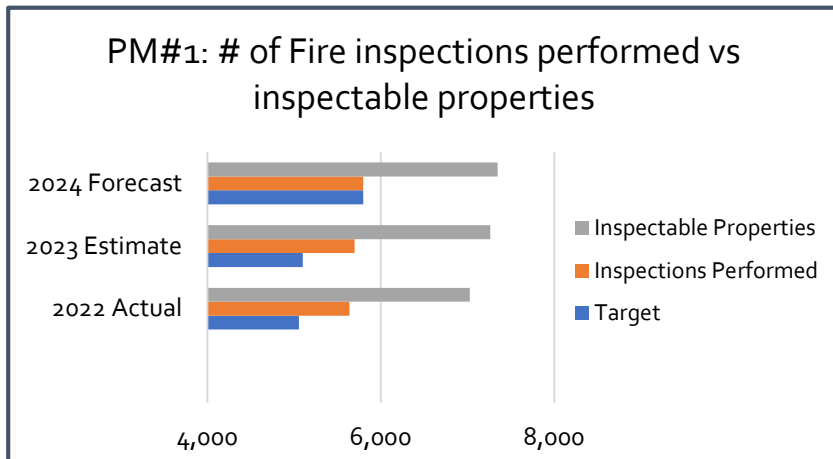
# Fire Safety

## ▶ Continuous improvement

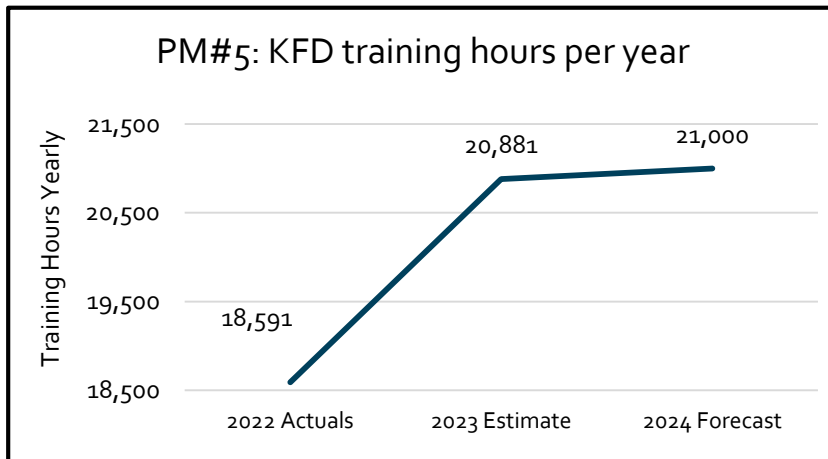
- Completion of the KFD Master Plan (Q2 2024) providing a benchmark for the department across all services
- Continued focus on specialized training with a highlight on responder safety
- Development of long-term strategy specific to Fire Dispatch that includes the impacts of NG911
- Continue to build on our Wildfire Training and Mitigation in the face of growing interface risks and public engagement



# Fire Safety Performance Measures

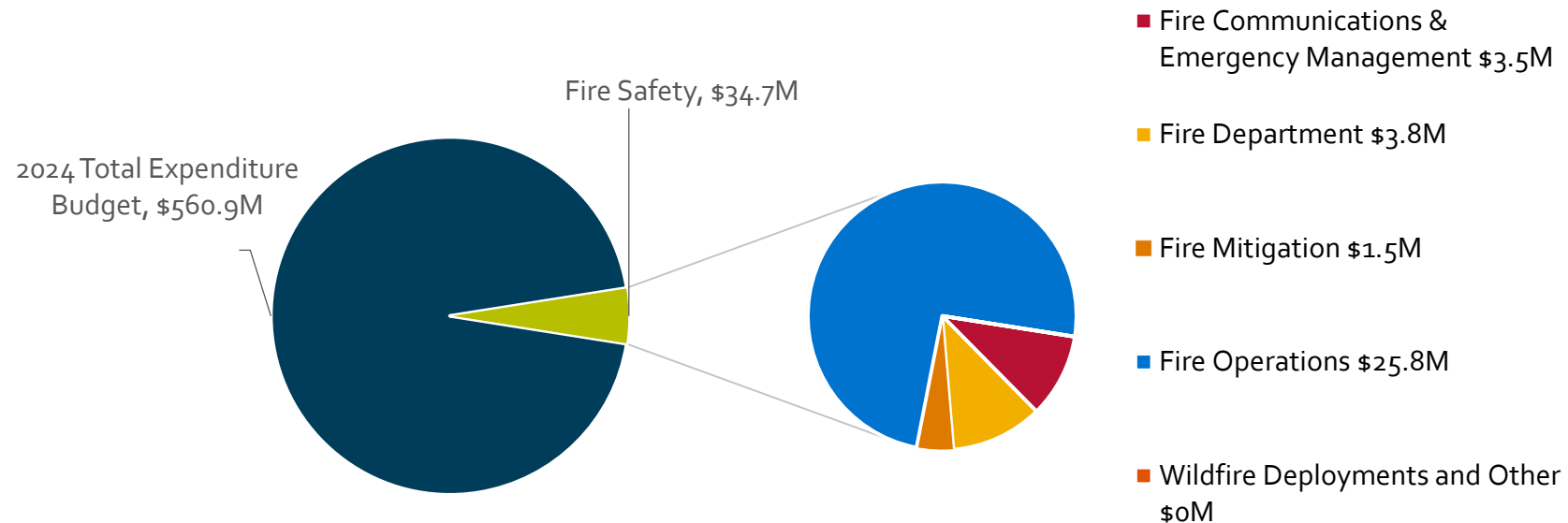


# Fire Safety Performance Measures



# Fire Safety Expenditure budget

## 2024 Total Expenditure Budget Breakdown

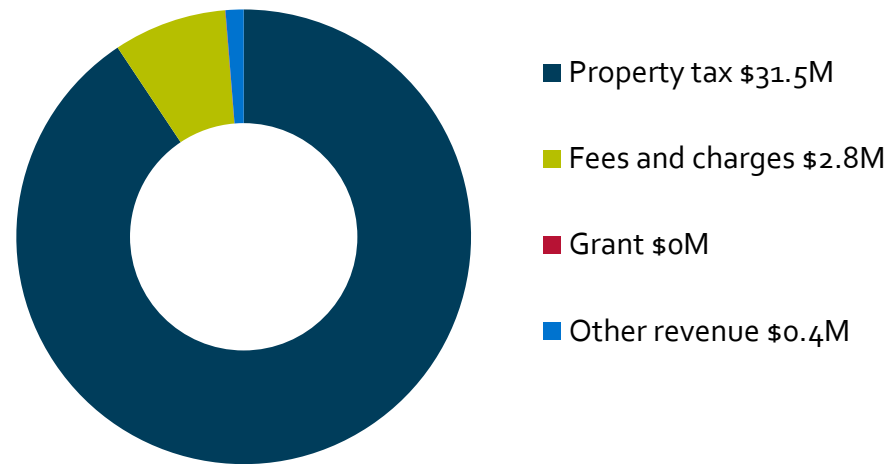


Note: Totals may not add due to rounding

# Fire Safety

## Budget overview

Funding strategy



Total \$34.7M

Note: Totals may not add due to rounding

# Fire Safety

## Budget overview

### Annualization of previously approved budget requests

2023 Revised budget	\$30.587 M
2022 & 2023 Adjustments	\$0.153 M
2024 Starting budget	\$30.740 M

► Drivers for change:

- Removal of 2023 one-time budgets
- Removal of 2023 carryover budgets
- Annualization of 2022 & 2023 operating requests

# Fire Safety

## Budget overview

### 2024 Recommended budget

2024 Starting budget	\$30.740 M
Maintaining current service level	\$3.887 M
	\$34.627 M
Enhancing service level	\$0.086 M
	\$34.713 M

#### ► Drivers for change:

- Establishing a new station 2 rescue squad
- Investing in enhanced fire smart and fuel mitigation education and residential home assessment programs



# Fire Safety

## Operating requests

# Fire Capital

<i>\$ thousands</i>		2024	2025	2026	2027	2028	Project Total
Self-Contained Breathing Apparatus & Cylinders	F2	155	0	0	0	0	155
Fire Sprinkler Protection Unit	F2	200	0	0	0	0	200
Digital Fire Training System - Additional Screen	F2	26	0	0	0	0	26
Fire Department Management Software Replacement	F3	250	0	0	0	0	250
<b>Total priority 1 requests</b>		<b>631</b>	<b>0</b>	<b>0</b>	<b>0</b>	<b>0</b>	<b>631</b>





# Wastewater Utility

## Service budget overview

# Wastewater Utility

## ▶ Key accomplishments

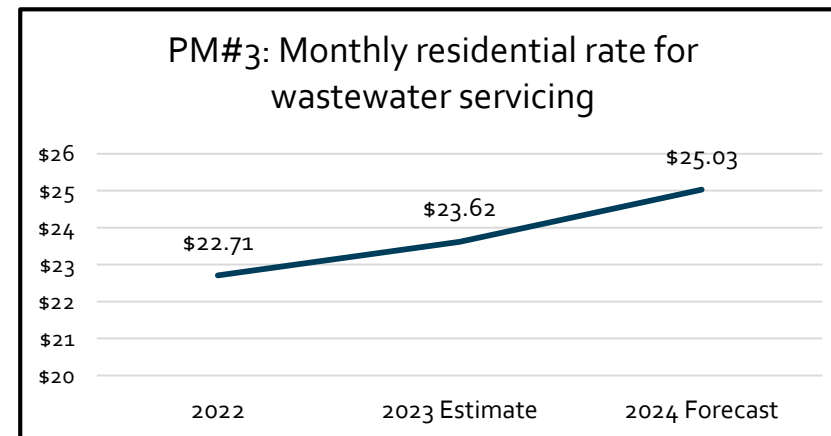
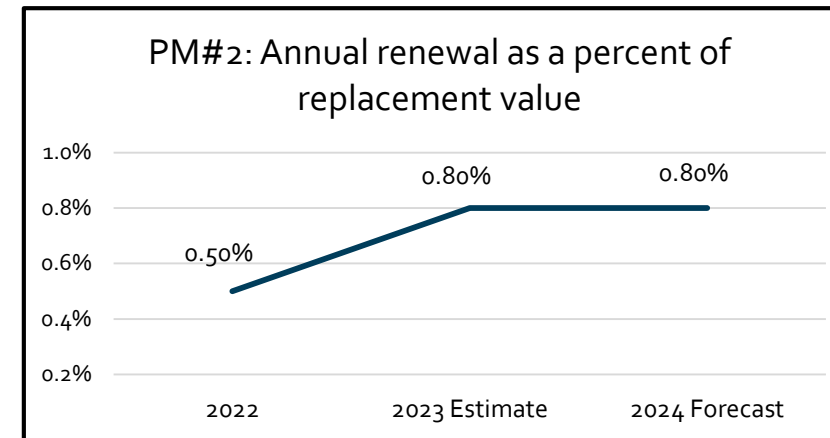
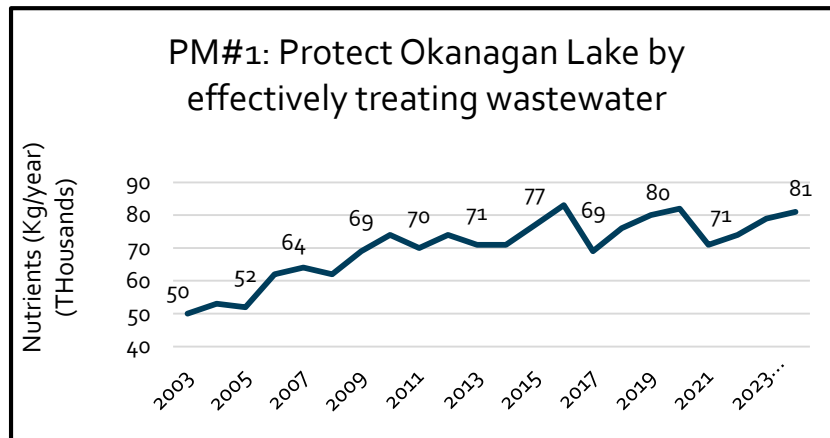
- Continued community outreach and educational to inform customers about wastewater collection, treatment and the direct impact of our actions on public health, and the environment.
- Operational projects on-track for completion.
- Environmental Operator Certified staff met all their Provincial Certification requirements
- Completed a Multi-year supervisor control and data acquisition (SCADA) project incl. replacement of end-of-life equipment.
- Delivered a lift station communications upgrade project (from line of sight to cell network), for increased stability and accessibility of data with the 43 wastewater lift stations.

# Wastewater Utility

## ▶ Continuous improvement

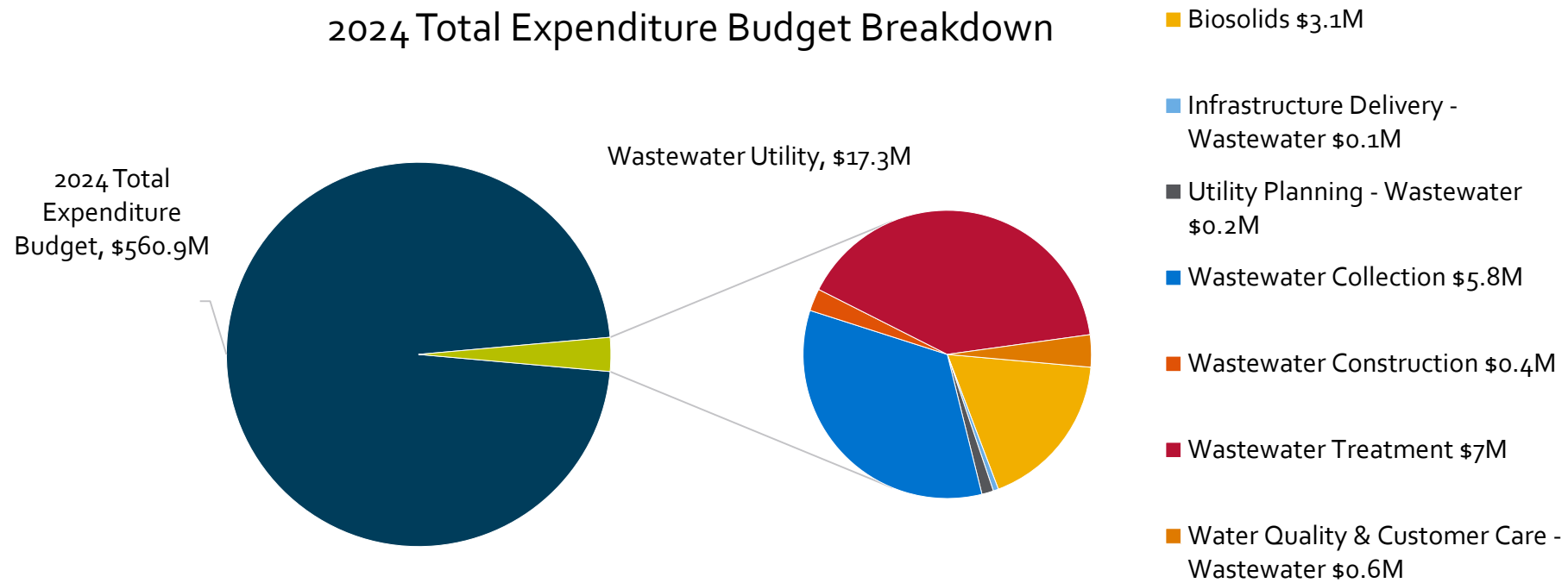
- Continue to build knowledge levels and use outreach opportunities to keep in tune with the latest practice in collection, treatment, and disposal of wastewater liquid and solids.
- We are future focused, closely monitoring our developing community and impacts of climate change and how those can affect the utility.
- Increased nutrient loading at the treatment facility is still under review. This situation is not isolated to Kelowna. Further exploration to address this issue are planned for 2024.

# Wastewater Utility Performance Measures



# Wastewater Utility Expenditure budget

## 2024 Total Expenditure Budget Breakdown

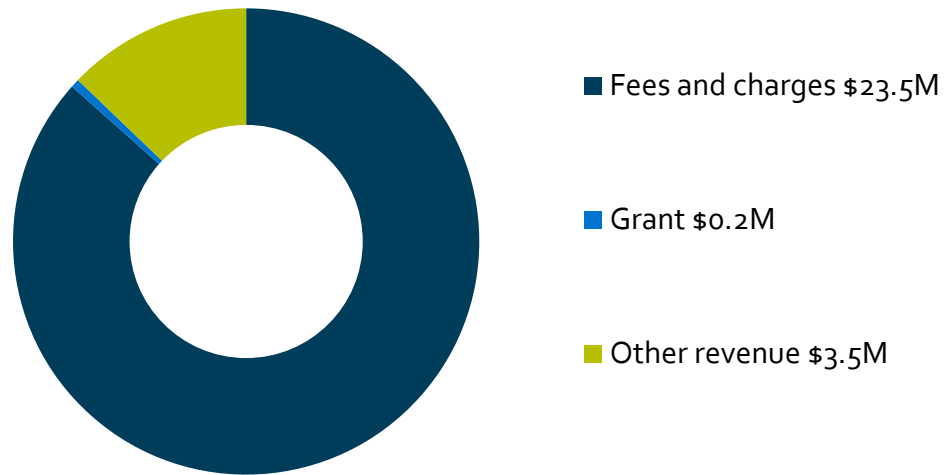


Note: Totals may not add due to rounding

# Wastewater Utility

## Budget overview

### Funding strategy



Total \$27.1M

Note: Totals may not add due to rounding

# Wastewater Utility

## Budget overview

### Annualization of previously approved budget requests

2023 Revised budget	\$18.266 M
2022 & 2023 Adjustments	(\$0.111) M
2024 Starting budget	\$18.155 M

► Drivers for change:

- Removal of 2023 one-time budgets
- Removal of 2023 carryover budgets
- Annualization of 2022 & 2023 operating requests

# Wastewater Utility

## Budget overview

### 2024 Recommended budget

2024 Starting budget	\$18.155 M
Maintaining current service level	(\$0.930) M
	\$17.225 M
Enhancing service level	\$0.065 M
	\$17.290 M

▶ Drivers for change:

- Maintenance, material and equipment replacement costs escalation
- Increase of security incidents





# Wastewater Utility

## Operating requests



# **Stormwater & Flood Protection**

## Service budget overview

# Stormwater & Flood Protection

## ▶ Key accomplishments

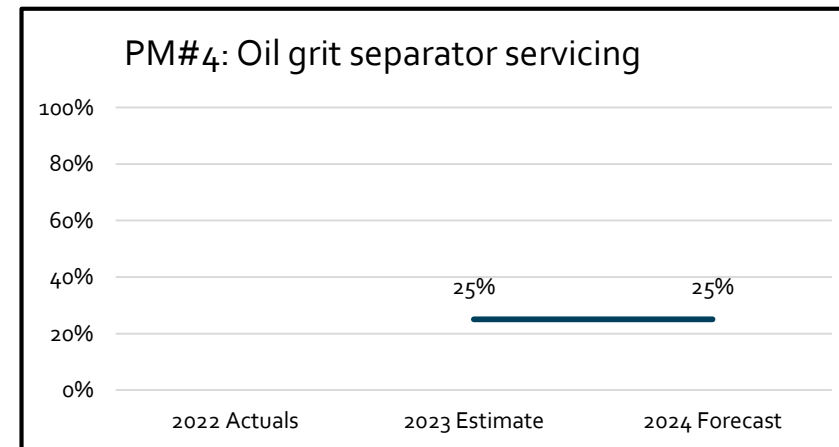
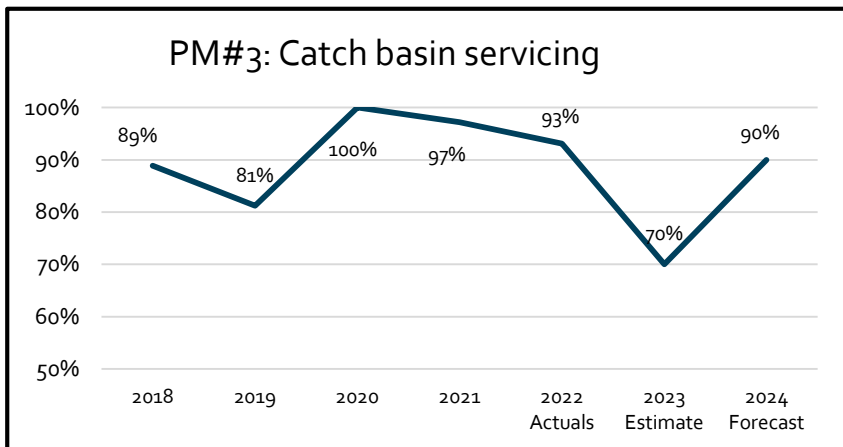
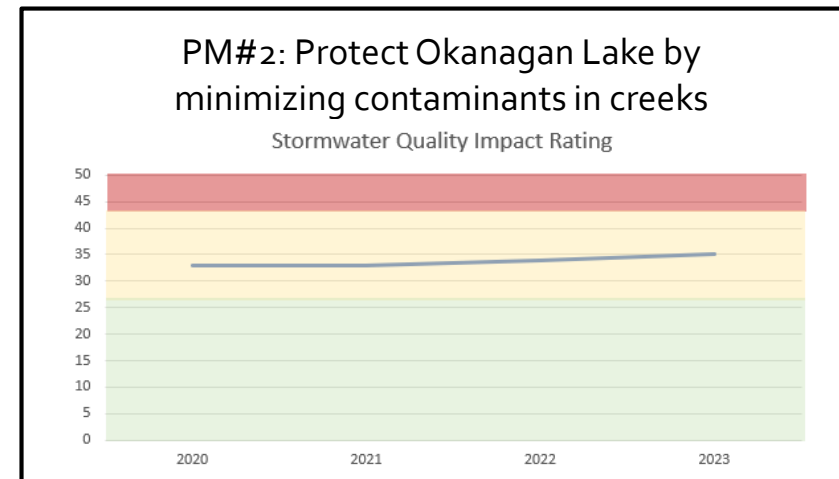
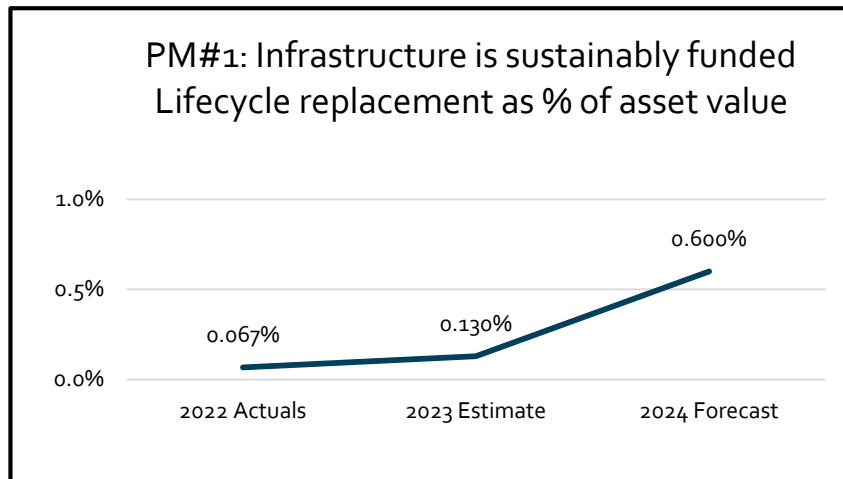
- Storm dam and dyke inspections completed.
- Downtown Stormwater Basin Plan and Knox Mountain Slope Stability, completed.
- Rain Gauges transferred from Water and Wastewater SCADA Systems as part developing public facing data.
- Phase 1 Stormwater Utility Business Case and Implementation Plan, delivered.
- Mill Creek Flood Protection
  - Stage 1 Diversion Works, complete.
  - Stage 2 Diversion Works – Expected completion November 2023
  - Preliminary Designs Complete for Lindahl Road/Marshall St/Parkinson Rec/Burne Ave.
- Redlich Pond Innovation addition of Treatment Islands, installed, monitoring continues.

# Stormwater & Flood Protection

## ▶ Continuous improvement

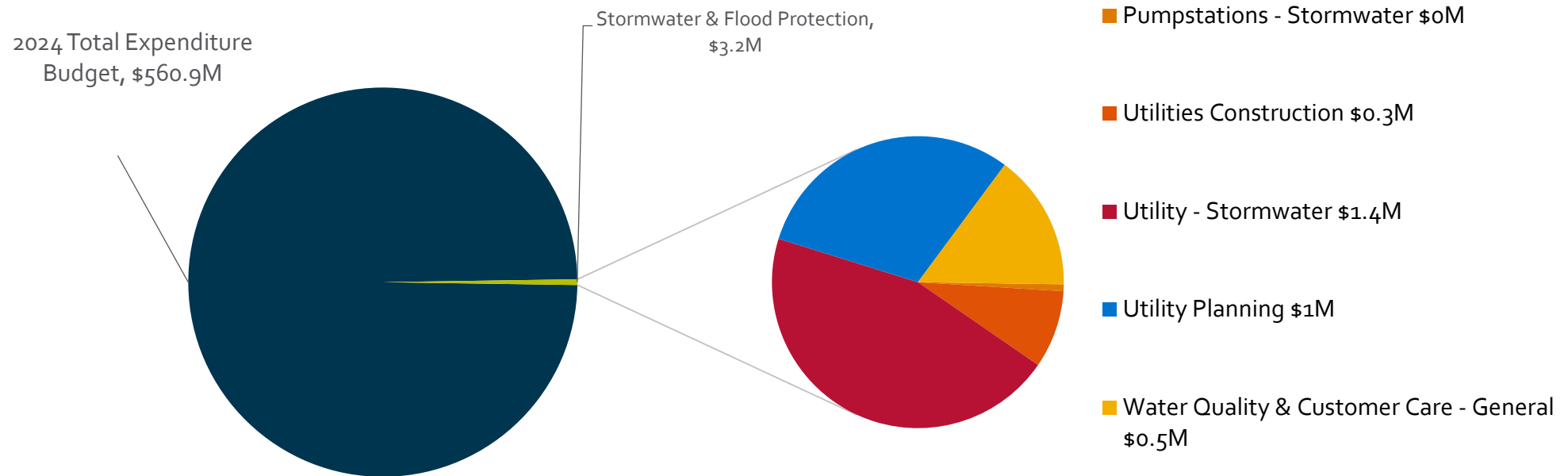
- Phase 2 - Stormwater Utility Business Case and Implementation Plan – 2024
- Development stormwater management plans – process improvement with Development Services
- Stormwater planning for Transportation project designs
- Stormwater Quality Reporting – 2024

# Stormwater & Flood Protection Performance Measures



# Stormwater & Flood Protection Expenditure budget

## 2024 Total Expenditure Budget Breakdown

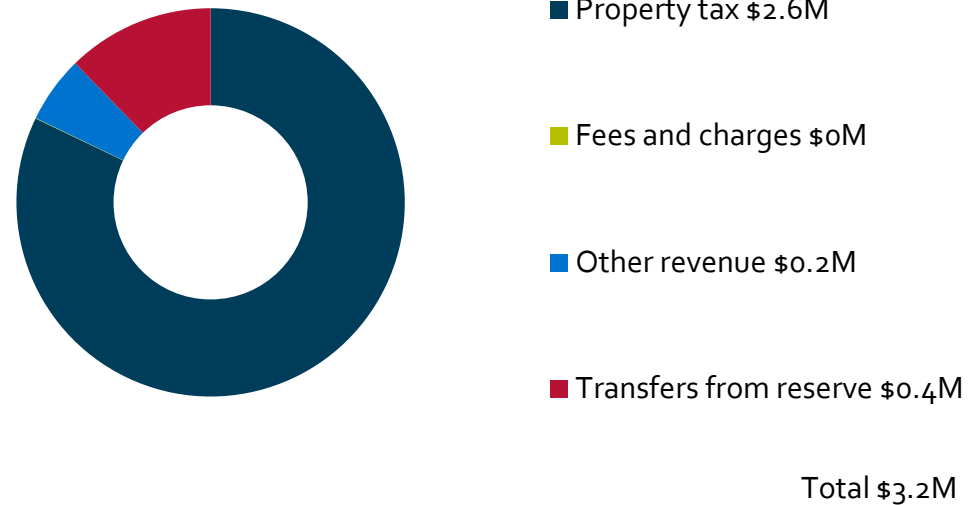


Note: Totals may not add due to rounding

# Stormwater & Flood Protection

## Budget overview

### Funding strategy



Note: Totals may not add due to rounding

# Stormwater & Flood Protection

## Budget overview

### Annualization of previously approved budget requests

2023 Revised budget	\$3.538 M
2022 & 2023 Adjustments	(\$0.874) M
2024 Starting budget	\$2.664 M

#### ► Drivers for change:

- Removal of 2023 one-time budgets
- Removal of 2023 carryover budgets
- Annualization of 2022 & 2023 operating requests



# Stormwater & Flood Protection

## Budget overview

### 2024 Recommended budget

2024 Starting budget	\$2.664 M
Maintaining current service level	\$0.170 M
	\$2.834 M
Enhancing service level	\$0.339 M
	\$3.173 M

▶ Drivers for change:

- Increased site security
- Continuation of the Stormwater Utility business case and implementation plan



# **Stormwater & Flood Protection**

## Operating requests



# Water Utility

## Service budget overview

# Water Utility

## ▶ Key accomplishments

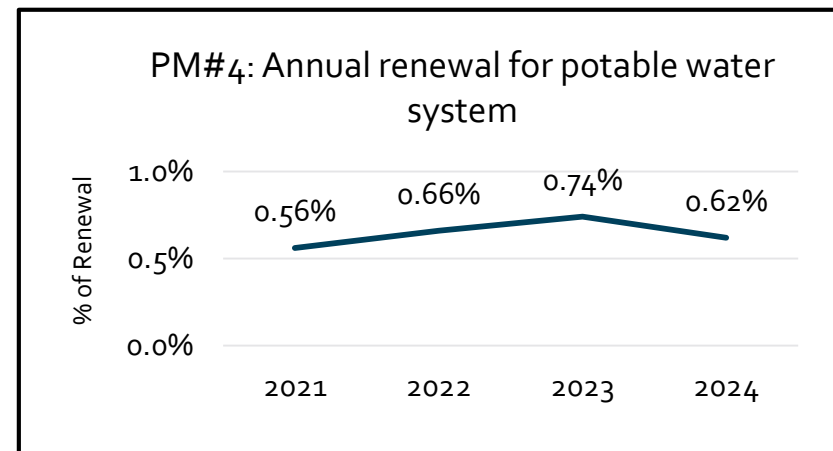
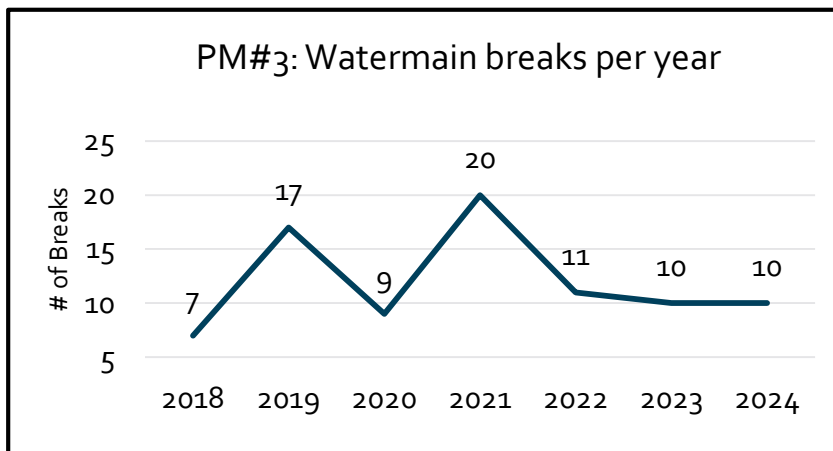
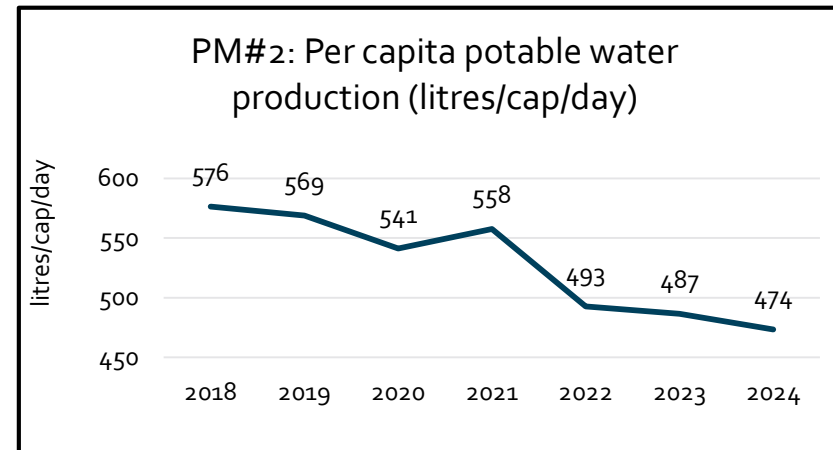
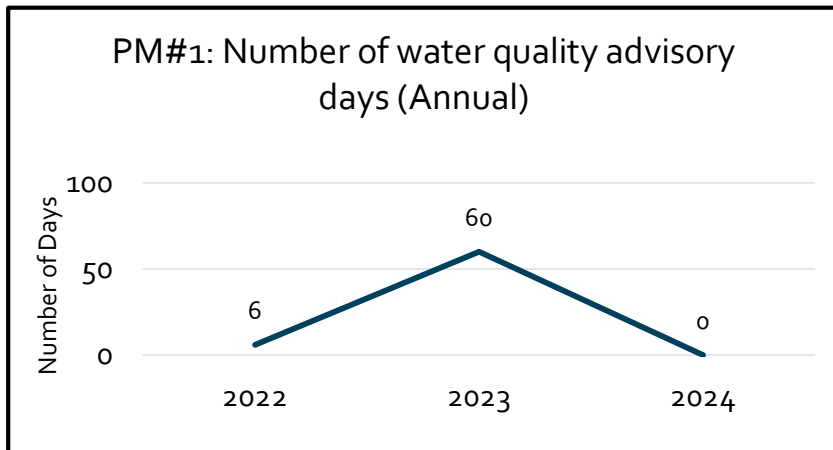
- Ultraviolet (UV) Light Disinfection Facilities upgrade: A significant accomplishment was achieved within the Poplar Point UV facility to mitigate impacts from a UV bulb breakage. The work was particularly challenging as the disinfection system had to remain functional during construction.
- Turtle Lake Dams: Assessment and interim mitigation of a potential dam failure was completed in 2023. Turtle Lake was safely lowered to reduce the risk of failure .
- Skyline Pump Station: This key pumping station was upgraded to ensure reliability and preservation of the asset and continued service to our customers.
- Redevelopment of the Water Emergency Response Plan and a Chlorine Incident Field Exercise was completed.

# Water Utility

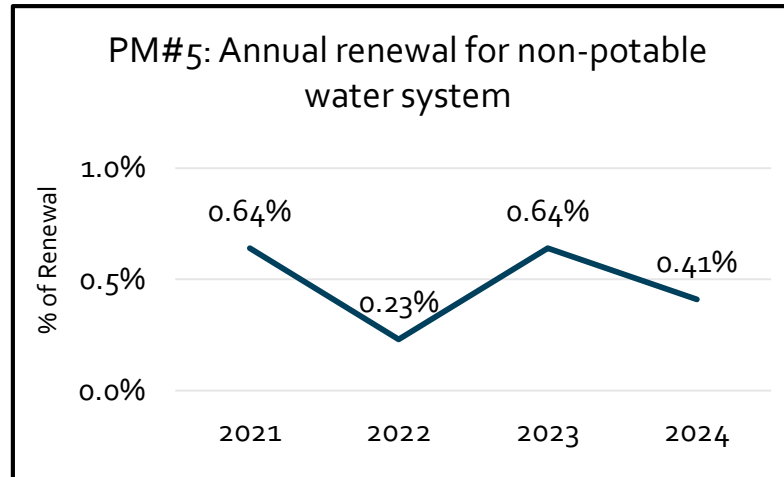
## ▶ Continuous improvement

- Pressure Reducing Valve condition assessment and lifecycle program development
- Non-Potable water system assessment
- Operator Training EOCP, BCWW
- Asset Management training
- Cityworks development and implementation
- Risk Assessment and contingency planning for critical assets and systems (telemetry and communications)
- Council approval and implementation of a holistic Water Security and Responsibility Plan
- Interconnectivity planning with Improvement Districts

# Water Utility Performance Measures



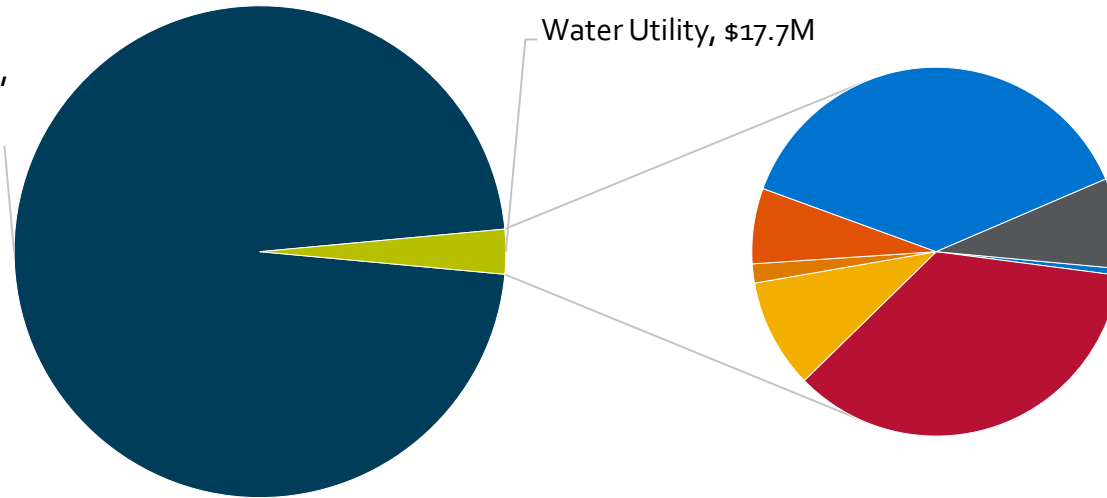
# Water Utility Performance Measures



# Water Utility Expenditure budget

2024 Total Expenditure Budget Breakdown

2024 Total  
Expenditure Budget,  
\$560.9M



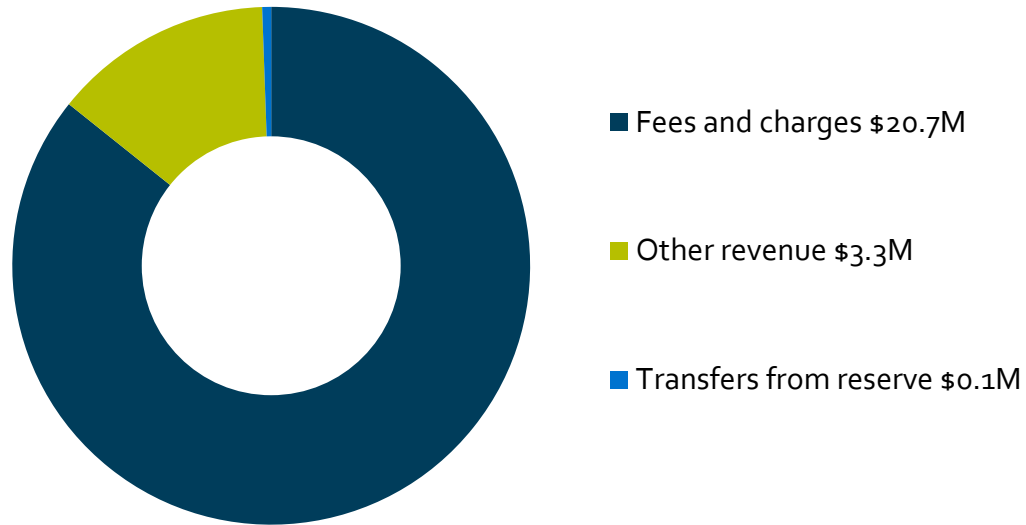
- Infrastructure Delivery - Water \$0.1M
- Pumpstations - Water \$6.3M
- Utility - Water \$1.7M
- Utility Planning - Water \$0.3M
- Water Construction \$1.2M
- Water Operations \$6.7M
- Water Quality & Customer Care - Water \$1.4M

Note: Totals may not add due to rounding



# Water Utility Budget overview

Funding strategy



Total \$24.2M

Note: Totals may not add due to rounding

# Water Utility

## Budget overview

### Annualization of previously approved budget requests

2023 Revised budget	\$17.938 M
2022 & 2023 Adjustments	(\$0.893) M
2024 Starting budget	\$17.045 M

► Drivers for change:

- Removal of 2023 one-time budgets
- Removal of 2023 carryover budgets
- Annualization of 2022 & 2023 operating requests

# Water Utility

## Budget overview

### 2024 Recommended budget

2024 Starting budget	\$17.045 M
Maintaining current service level	\$0.620 M
	\$17.665 M
Enhancing service level	\$0.000 M
	\$17.665 M

#### ▶ Drivers for change:

- Operational cost increases for maintenance, repair and contract renewal
- Improvements to increase efficiency of water released from McCullough lake



# Water Utility

## Operating requests



# **Solid Waste & Landfill**

Service budget overview

# Solid Waste & Landfill

## ▶ Key accomplishments

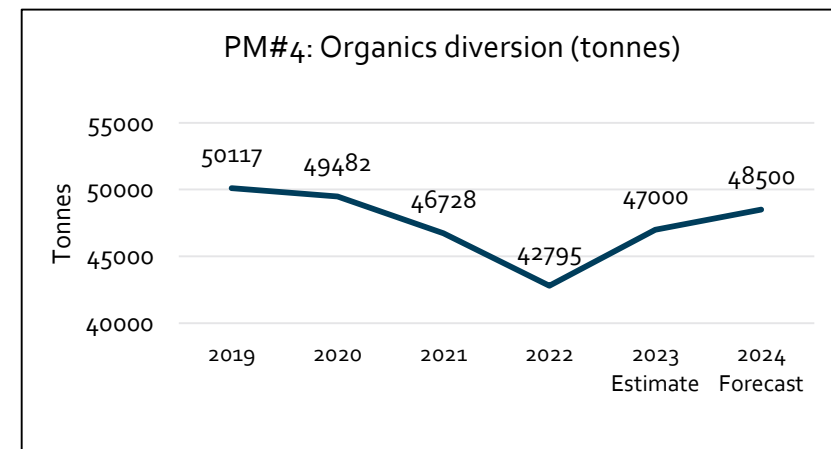
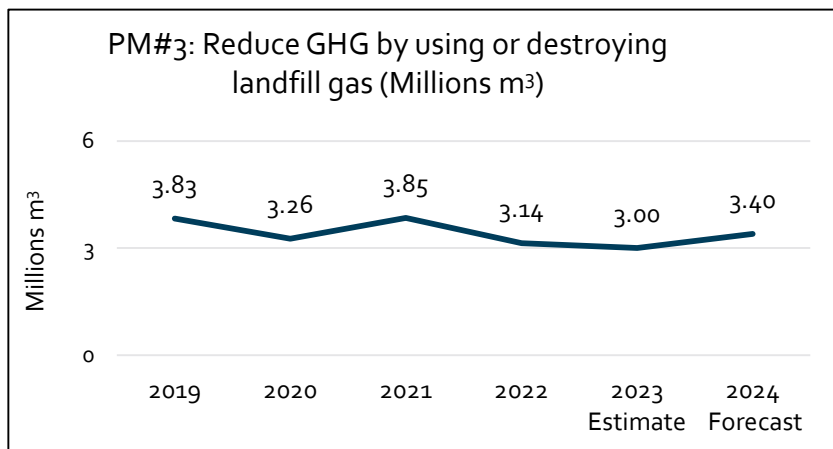
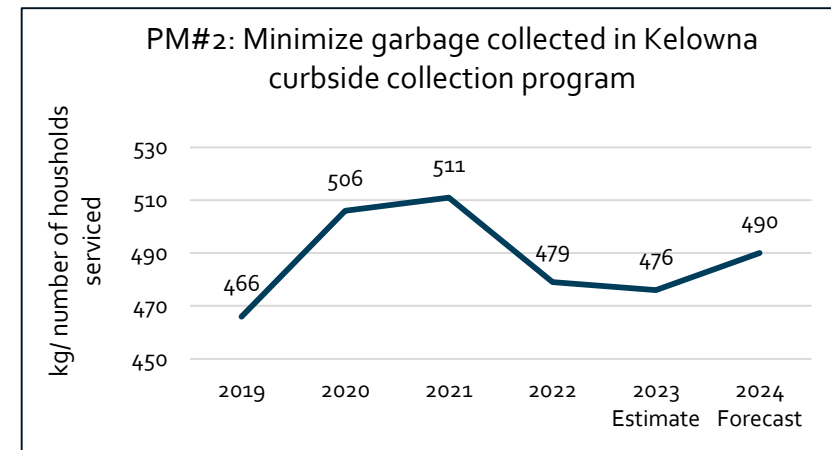
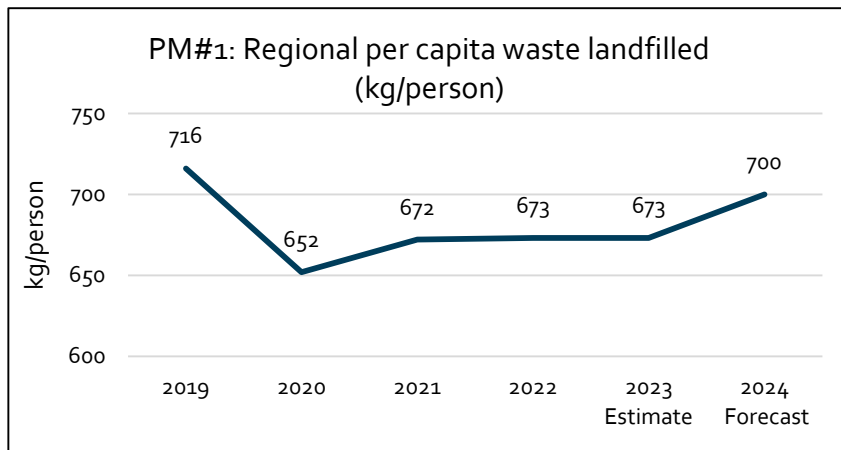
- Collaborated with Finance on a “Value for Money” assessment of landfill operations.
- Updated the Design, Operations and Closure Plan and associated studies in preparation for submission to Ministry of Environment & Climate Change Strategy.
- Updated the landfill Operational Certificate (permit) with BC Ministry of Environment & Climate Change Strategy.
- Landfill staff worked as “One Team” with roads, parks, KFD, YLW, and hired contractors to fight the Clifton Wildfire and return to normal operations when the landfill site caught fire.
- Completed the first phase of construction for the Aerated Static Pile compost system for Glengrow operations.
- Performed earthworks in preparation for Glenmore Area 3 landfill liner construction projects and planned filling expansions in 2024.

# Solid Waste & Landfill

## ▶ Continuous improvement

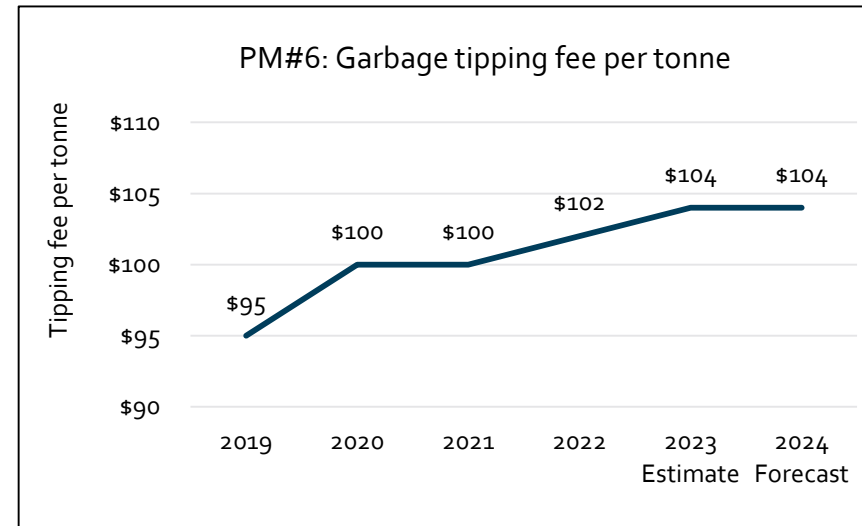
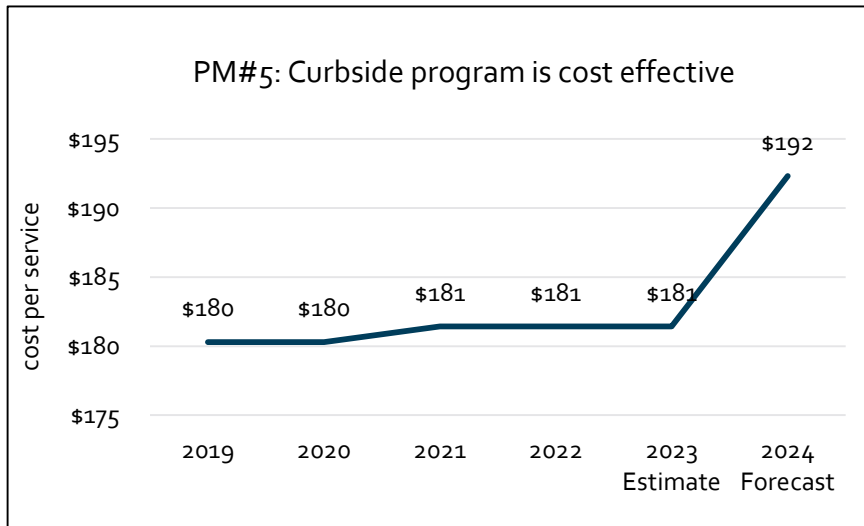
- Planning underway for end-of-life landfill gas flare replacement
- Studies for leachate pre-treatment and diversion, potential construction in 2025
- Working with FortisBC to expand and better integrate their renewable natural gas system into landfill operations
- Planning for next phases of the Glengrow composting Aerated Static Pile system

# Solid Waste & Landfill Performance Measures



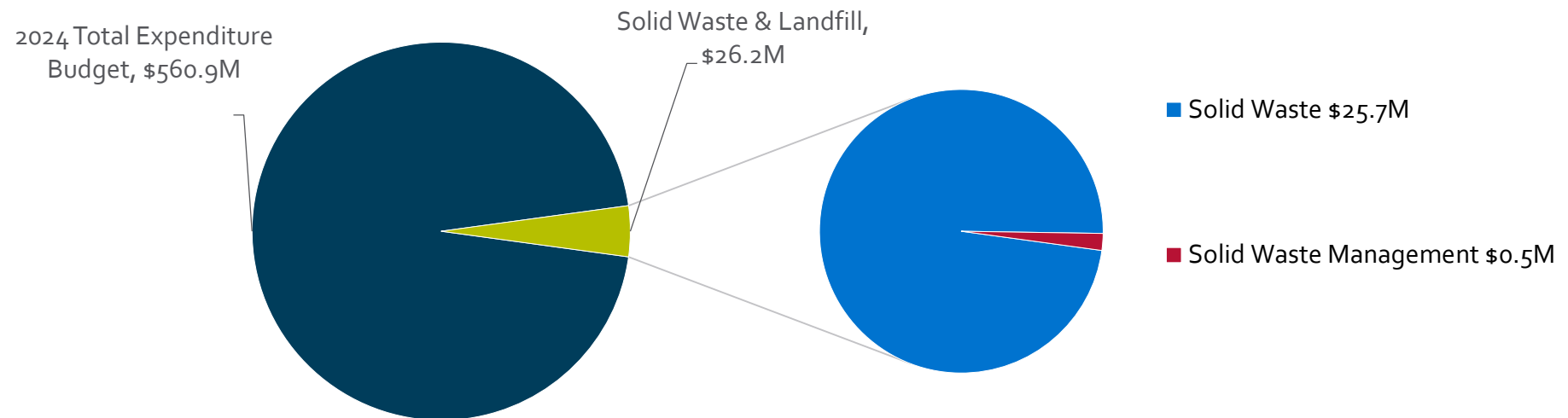


# Solid Waste & Landfill Performance Measures



# Solid Waste & Landfill Expenditure budget

2024 Total Expenditure Budget Breakdown

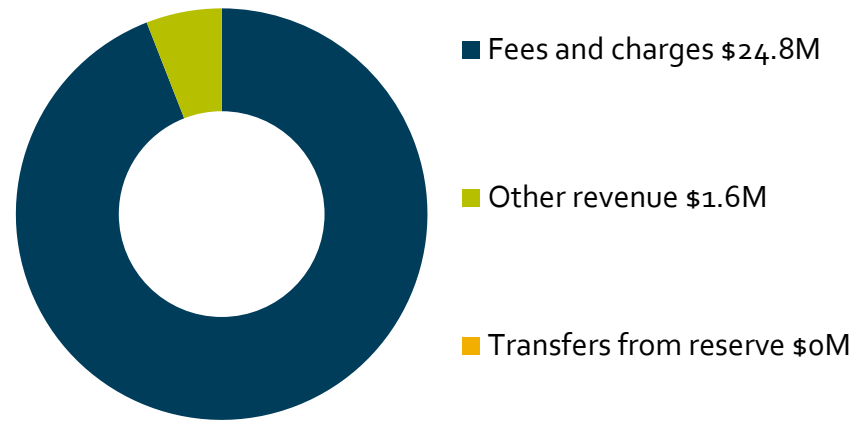


Note: Totals may not add due to rounding

# Solid Waste & Landfill

## Budget overview

Funding strategy



Total \$26.4M

Note: Totals may not add due to rounding

# Solid Waste & Landfill

## Budget overview

### Annualization of previously approved budget requests

2023 Revised budget	\$26.580 M
2022 & 2023 Adjustments	(\$0.483) M
2024 Starting budget	\$26.097 M

► Drivers for change:

- Removal of 2023 one-time budgets
- Removal of 2023 carryover budgets
- Annualization of 2022 & 2023 operating requests

# Solid Waste & Landfill

## Budget overview

### 2024 Recommended budget

2024 Starting budget	\$26.097 M
Maintaining current service level	\$0.087 M
	\$26.184 M
Enhancing service level	\$0.000 M
	\$26.184 M

#### ▶ Drivers for change:

- Increased waste diversion through concrete processing
- Renovation and adjustment to the landscaping boundary around the Glenmore facility for increased fire mitigation



# Solid Waste & Landfill

## Operating requests



# Transportation

## Service budget overview

# Transportation

## ▶ Key accomplishments

- New manager in place for Integrated Transportation.
- Opened South Perimeter Way.
- Extended the bike network with the Houghton ATC (Hollywood to Rutland) and Casorso ATC (KLO – Barrera).
- Supported the delivery of MoTI's Central Integrated Transportation Strategy.
- Delivered the Regional Goods Movement Study (joint partnership with MoTI).
- Delivered the Transportation Citizen Survey.
- Published the new 2023 Kelowna Bike Map.
- Completed the Neighbourhood Bikeways Study.
- Doubled ridership of the Micromobility Program and reached milestone of 1M trips since 2011.
- Installed 5 new crosswalk RRFBs and completed designs for 5 more.
- Managed 10 traffic calming projects, 2 delivered, 5 designs ready for construction.

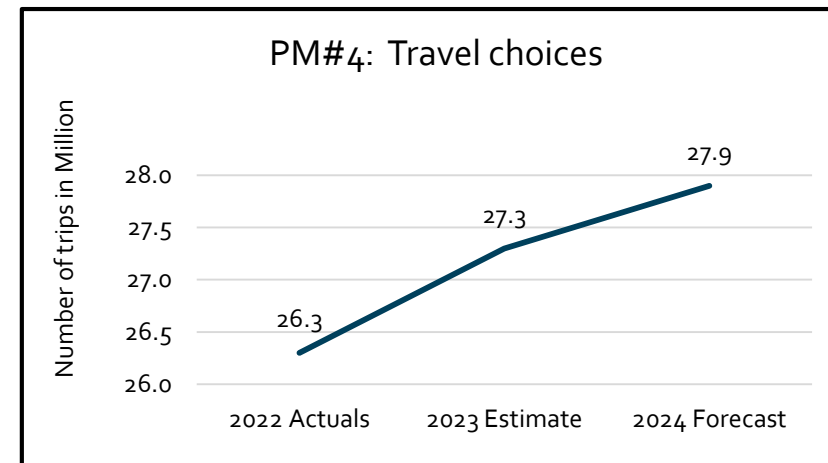
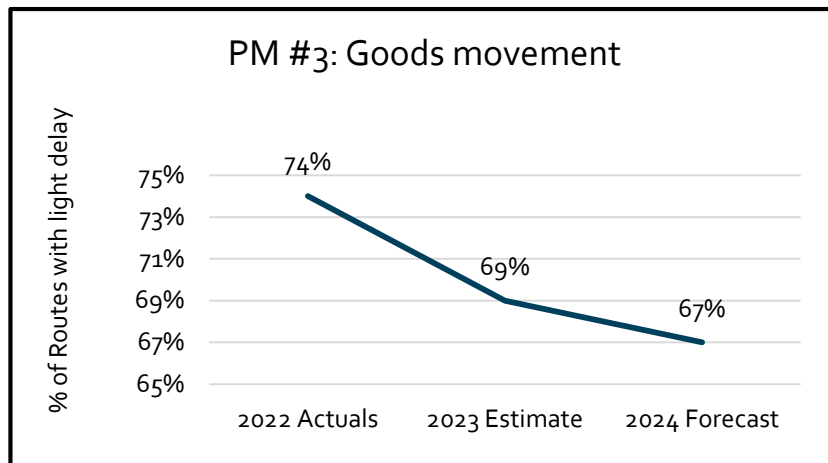
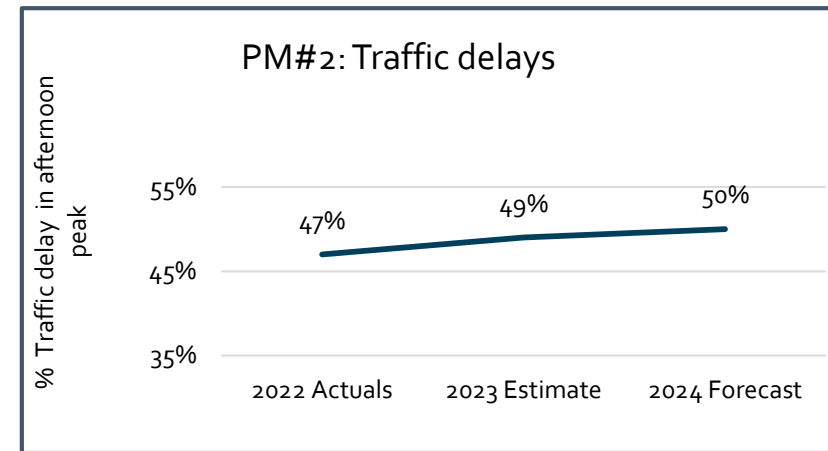
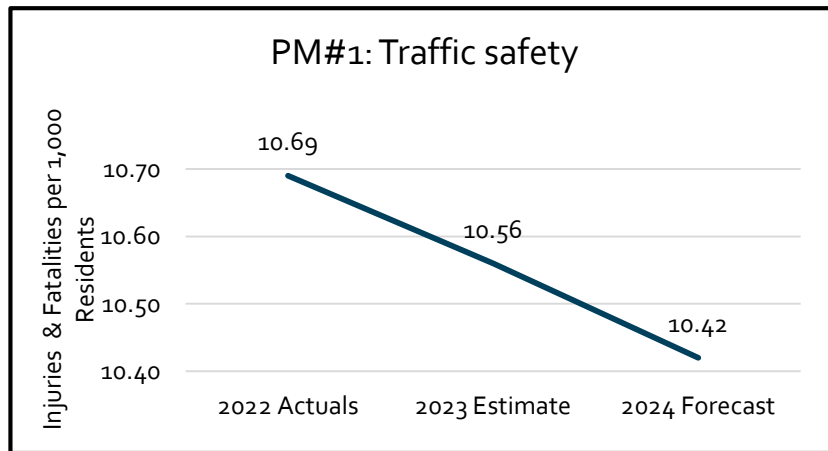


# Transportation

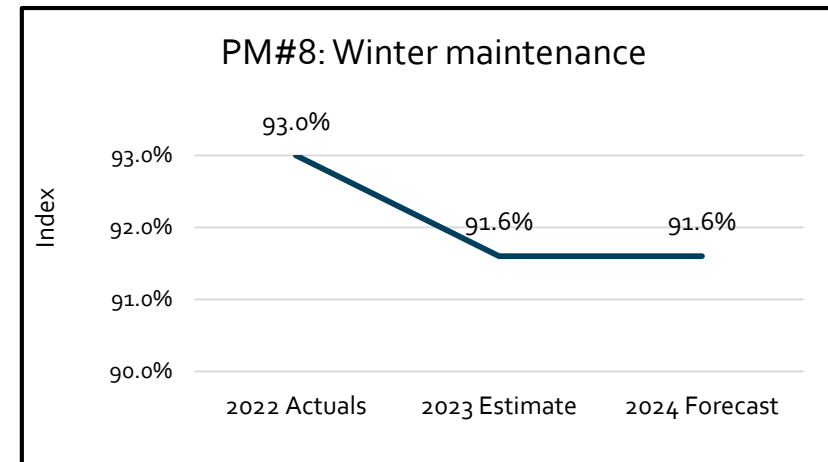
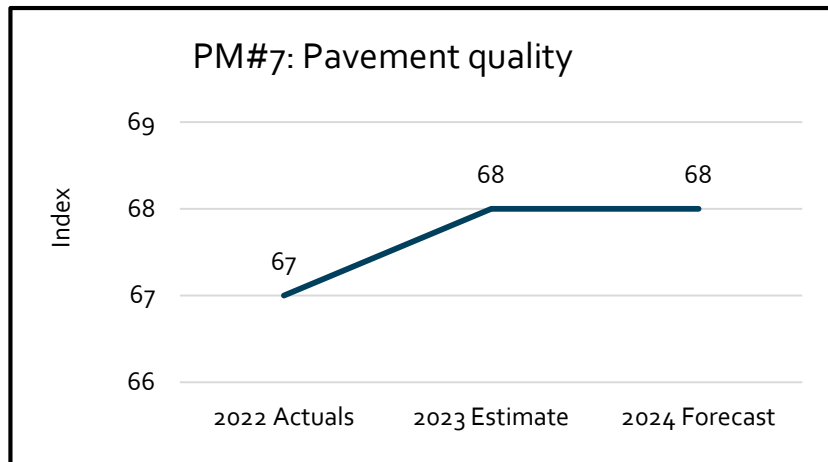
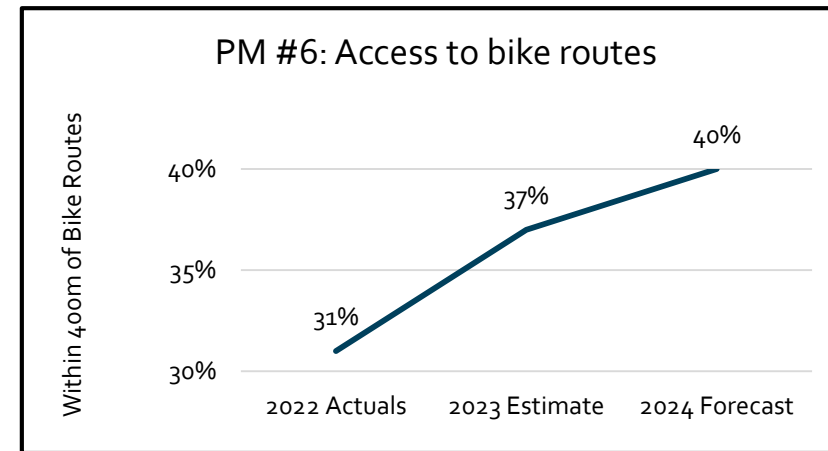
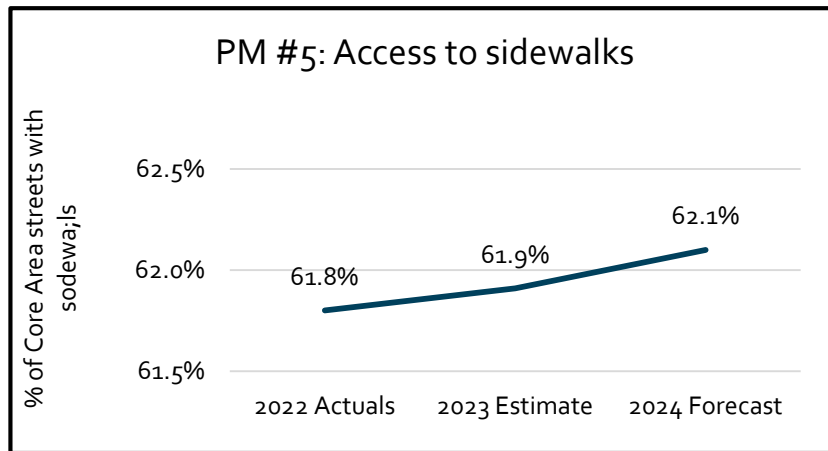
## ▶ Continuous improvement

- Revised schedule for spring street cleaning program from 12 weeks to 8 weeks.
- Introducing new types of equipment to improve maintenance of sidewalks and bike routes.
- Improved monitoring and enforcement for the Micromobility Program to achieve a 94% reduction in the rate of service requests from 2021.
- Delivered select projects with City resources to control time, cost and quality.
- Continued tracking of travel times using cloud-based data.

# Transportation Performance Measures

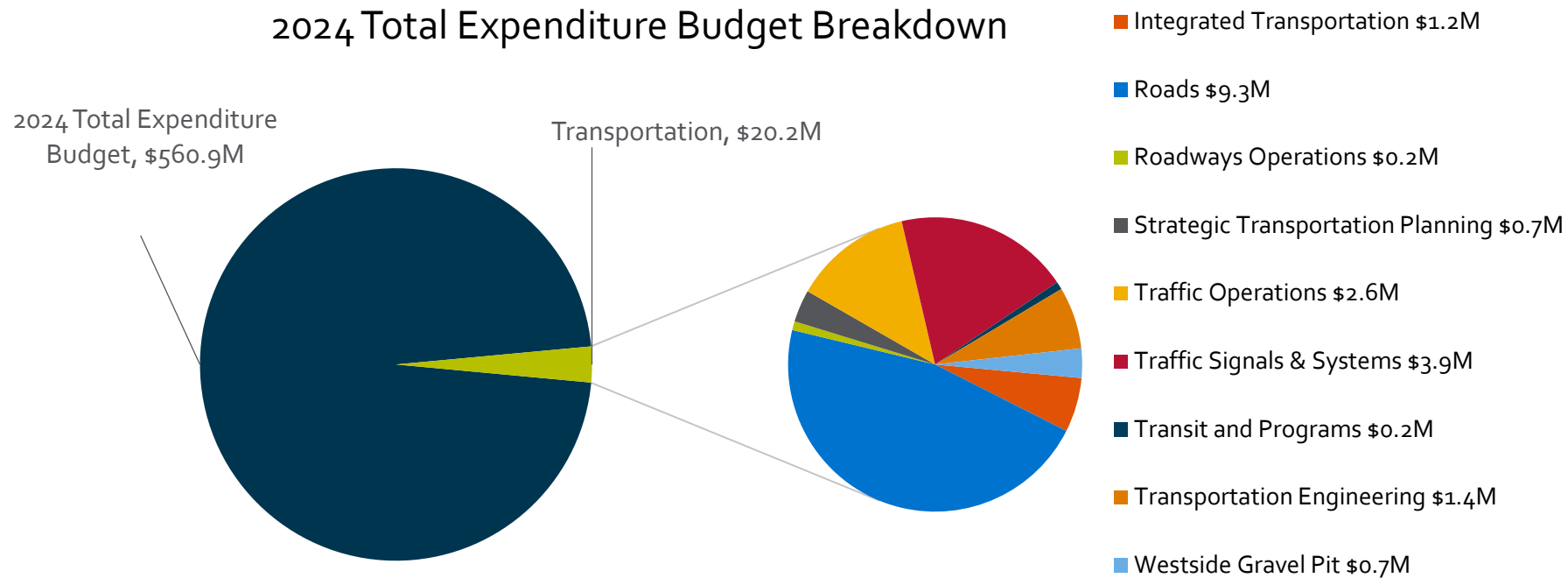


# Transportation Performance Measures



# Transportation Expenditure budget

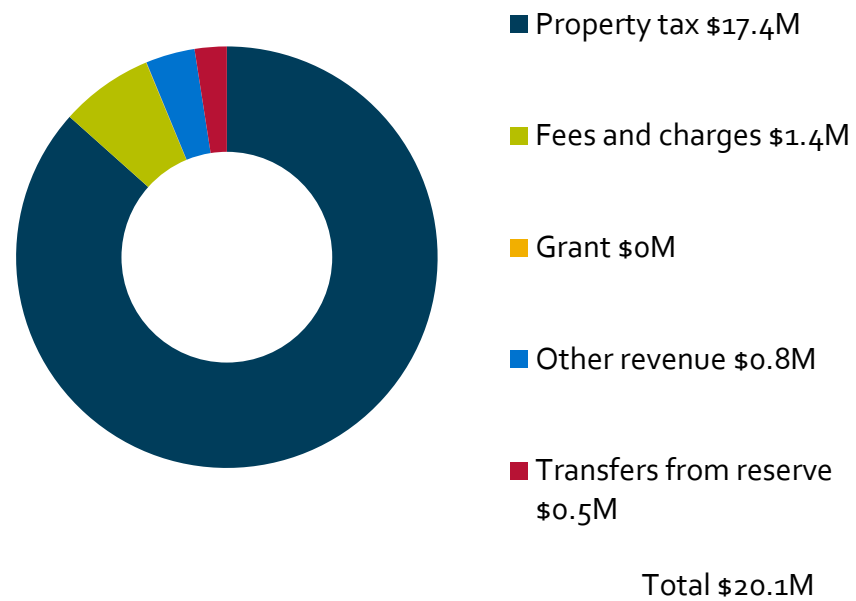
## 2024 Total Expenditure Budget Breakdown



Note: Totals may not add due to rounding

# Transportation Budget overview

Funding strategy



Note: Totals may not add due to rounding

# Transportation

## Budget overview

### Annualization of previously approved budget requests

2023 Revised budget	\$18.453 M
2022 & 2023 Adjustments	(\$0.057) M
2024 Starting budget	\$18.396 M

► Drivers for change:

- Removal of 2023 one-time budgets
- Removal of 2023 carryover budgets
- Annualization of 2022 & 2023 operating requests

# Transportation

## Budget overview

### 2024 Recommended budget

2024 Starting budget	\$18.396 M
Maintaining current service level	\$1.595 M
	\$19.991 M
Enhancing service level	\$0.150 M
	\$20.141 M

#### ► Drivers for change:

- Understanding the effects of transportation projects, trip commutes and accessibility improvements required to improve the overall traffic flow in the community
- Increase level of service for street cleaning
- Increasing trips made by bicycles



# Transportation

## Operating requests





# Transit

## Service budget overview

# Transit

## ▶ Key accomplishments

- Transit ridership recovered to pre-pandemic levels.
- Constructed 4 new bus stops, upgraded 9 existing stops, added 4 new shelters.
- Completed Rutland Local Area Transit Plan.
- Completed Mission Transit Network Restructuring Plan.
- Continued project development for the new Hollywood Transit Centre.
- Started expansion plan and lease extension at the Hardy Transit Centre for interim capacity.

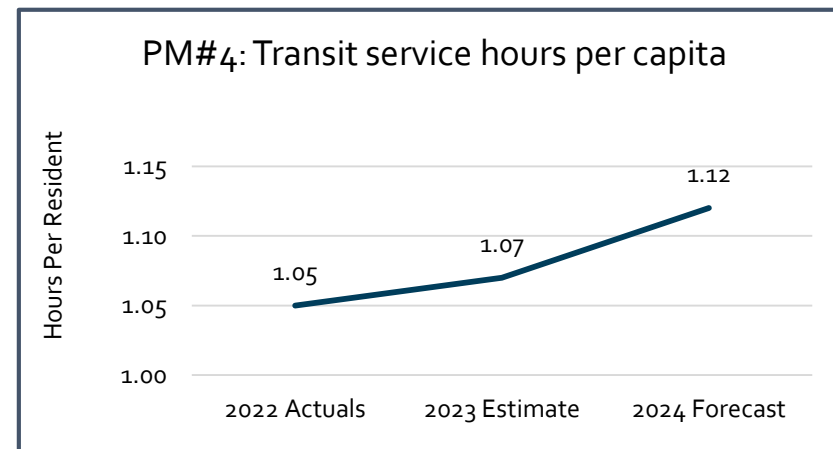
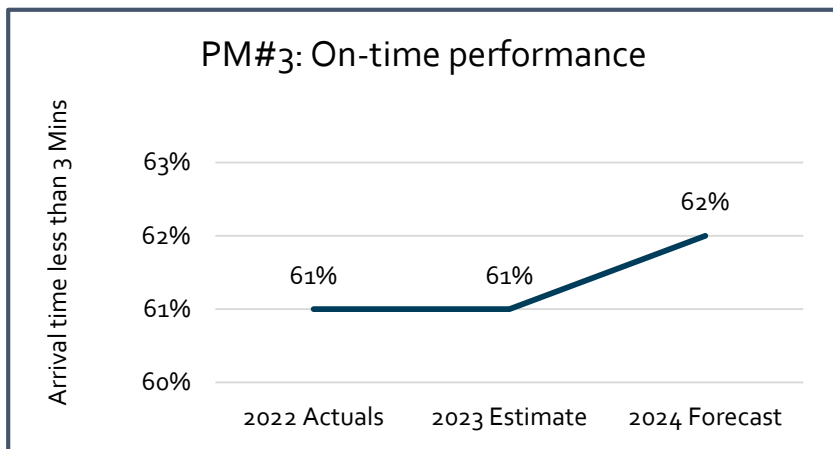
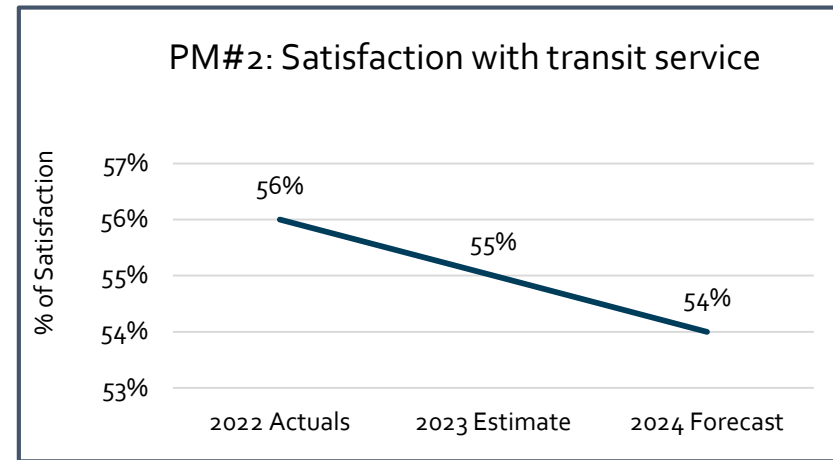
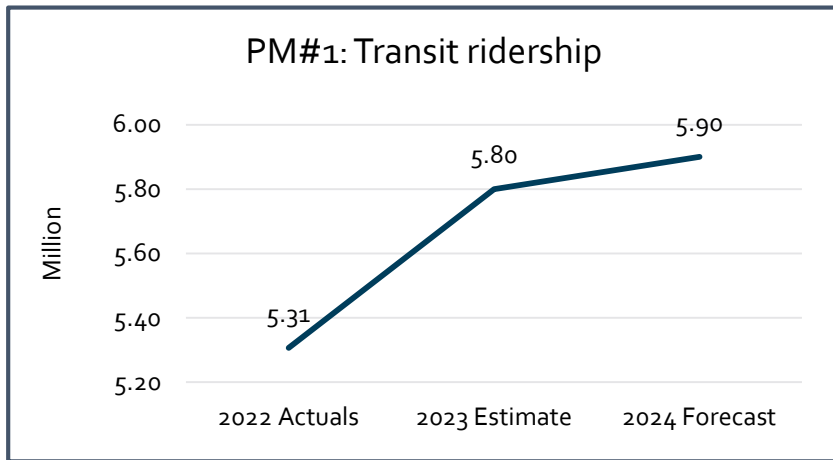


# Transit

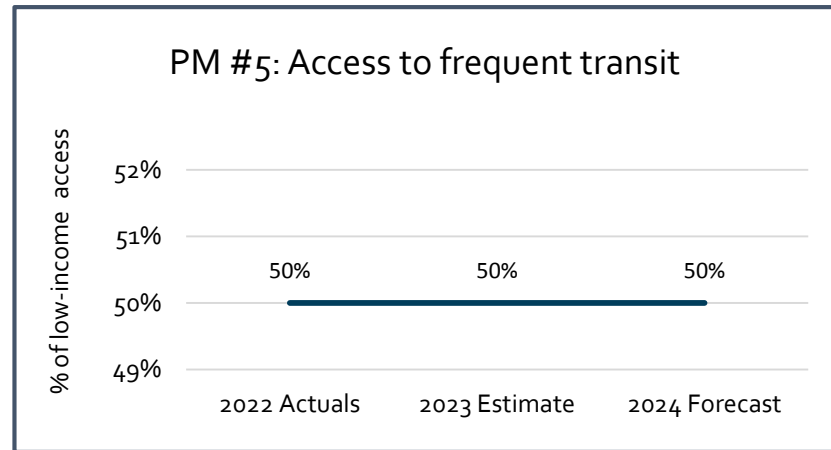
## ▶ Continuous improvement

- Focus on maximizing capacity from existing resources while we build for the future.
- New Transit on Demand initiative to launch in Spring 2024.
- Pursue grants to help fund major capital improvements at 3 exchanges.
- Pending introduction of electronic fare payment.
- Preparing for introduction of battery electric buses.
- Continual investment in bus stop infrastructure – capacity, accessibility, and amenities.

# Transit Performance Measures



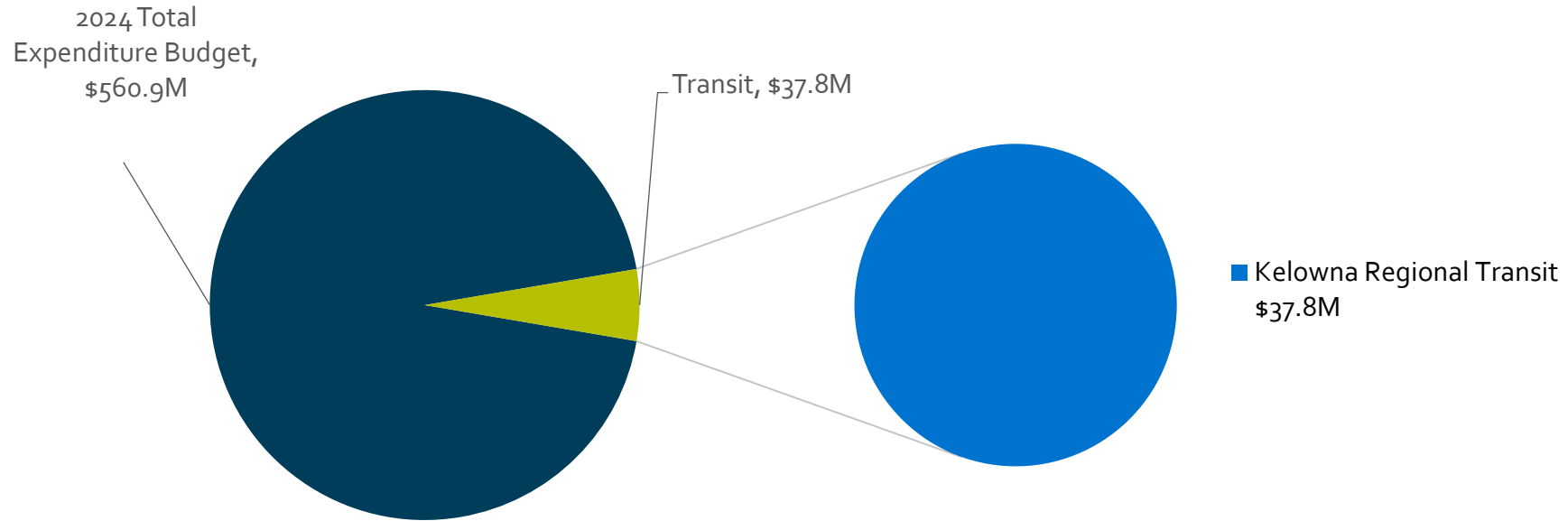
# Transit Performance Measures



# Transit

## Expenditure budget

2024 Total Expenditure Budget Breakdown

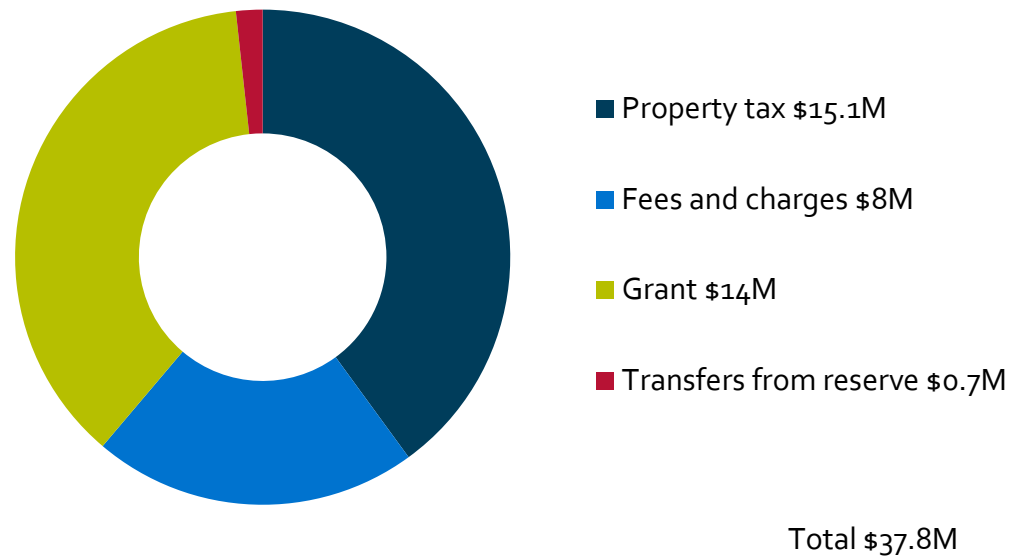


Note: Totals may not add due to rounding

# Transit

## Budget overview

Funding strategy



Note: Totals may not add due to rounding

# Transit

## Budget overview

### Annualization of previously approved budget requests

2023 Revised budget	\$34.208 M
2022 & 2023 Adjustments	(\$0.226) M
2024 Starting budget	\$33.982 M

► Drivers for change:

- Removal of 2023 one-time budgets
- Removal of 2023 carryover budgets
- Annualization of 2022 & 2023 operating requests



# Transit

## Budget overview

### 2024 Recommended budget

2024 Starting budget	\$33.982 M
Maintaining current service level	\$3.815 M
	\$37.797 M
Enhancing service level	(\$0.010) M
	\$37.787 M

#### ▶ Drivers for change:

- Transit operating changes for ridership increases and cost inflation
- Increased security coverage at the Orchard Park Exchange to align with mall hours



# Transit

## Operating requests




# Parks

## Service budget overview

# Parks

## ▶ Key accomplishments

- Successfully provided sports fields and sports courts for many tournaments and recreational play.
- Parks greenhouse staff grew 54,000 plants for hanging baskets, planters, and annual beds throughout the City of Kelowna.
- Opened a major lakefront park in Pandosy.
- Opened a new community park in Glenmore , Ballou Park
- Establishment of large capacity waste containers at City Park, waste increased 2X in 2023 with -4.5X reduction in staff time due to increased capacity.



# Parks

## ▶ Continuous improvement

- Cost avoidance achieved by installing large capacity waste containers in city park. Parks Services received less service requests and was able to redeploy services throughout the downtown area to provide better service levels.
- One of the first municipalities in BC/ Canada to employ an autonomous sports field line painter. Staff are using autonomous sports field line painter to achieve high quality service while allowing the sportsfield team to keep up to high demand for service.

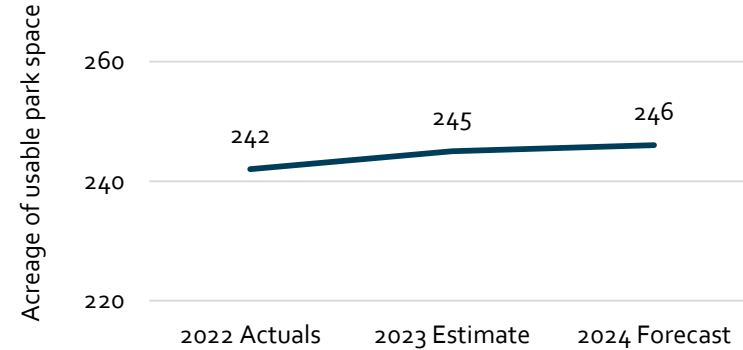
# Parks

## Performance Measures

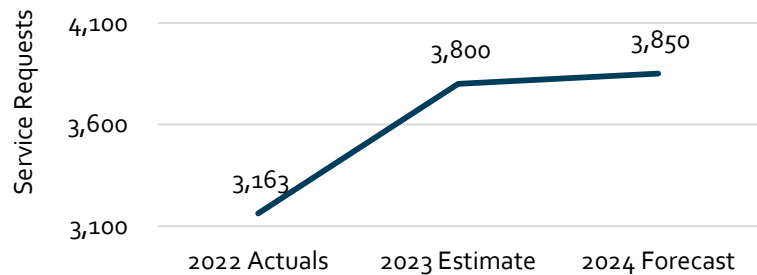
PM#1: Park user satisfaction with parks

2022	2023	2024
Actuals	Estimate	Forecast
88%	N/A	90%

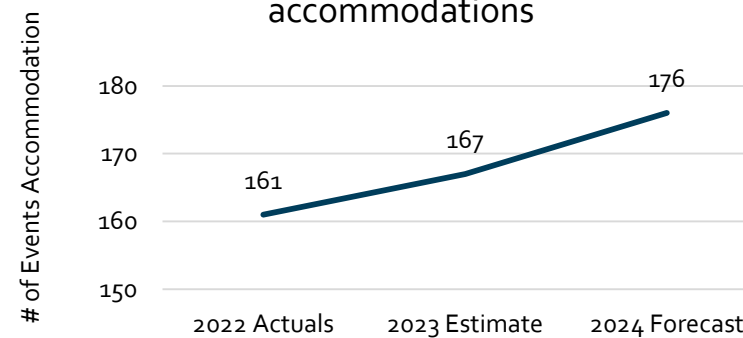
PM#2 Total area of public packland



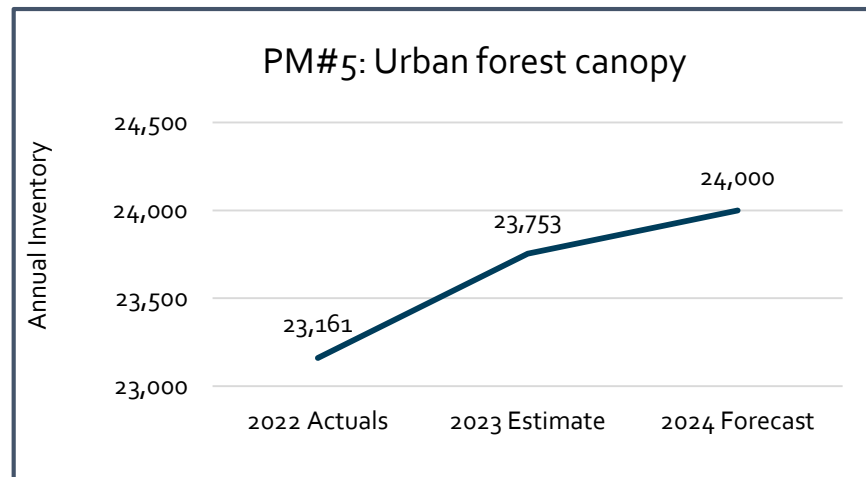
PM#3: Service requests specific to inquiries regarding service



PM#4: Sports and special event accommodations



# Parks Performance Measures

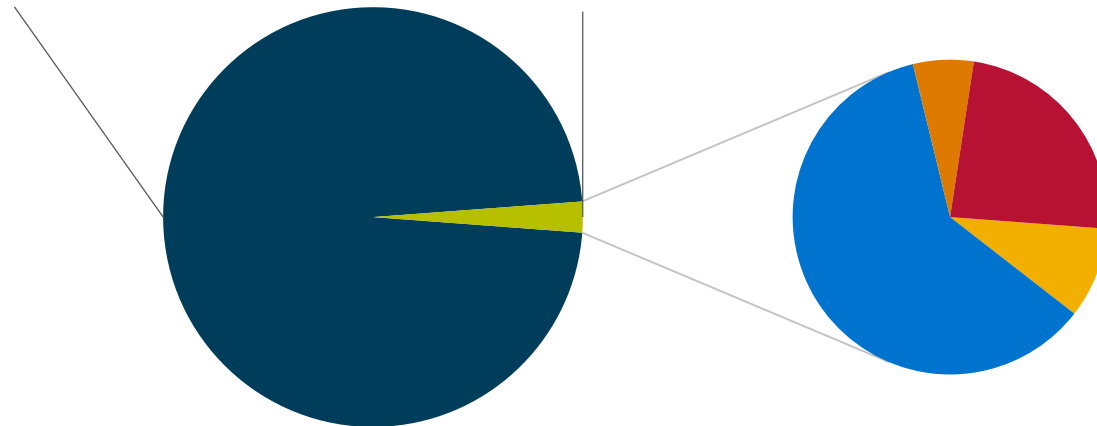


# Parks Expenditure budget

## 2024 Total Expenditure Budget Breakdown

2024 Total Expenditure Budget,  
\$560.9M

Parks Services, \$16.1M



- Cemetery \$1.5M
- Parks & Beaches \$9.8M
- Parks Services \$1M
- Urban Forestry \$3.8M

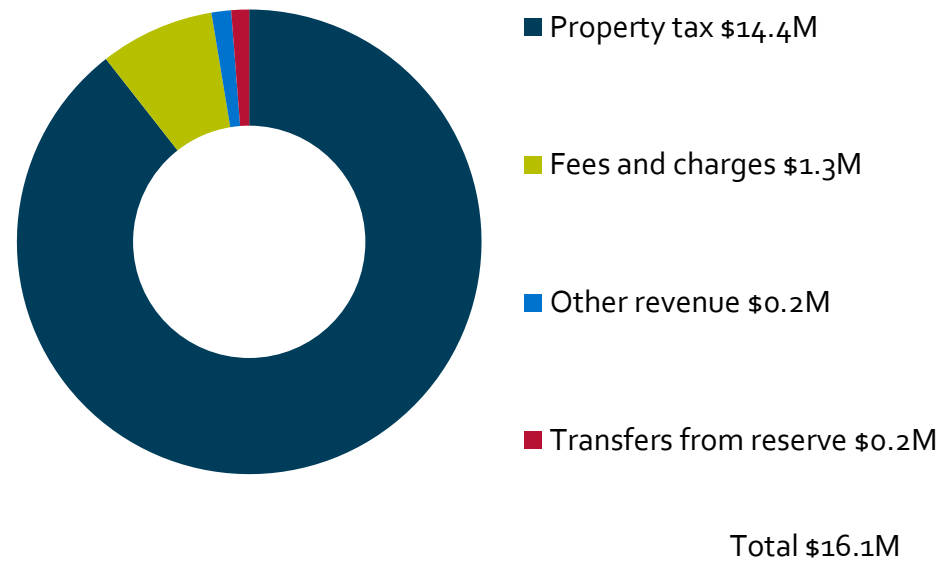
Note: Totals may not add due to rounding



# Parks

## Budget overview

### Funding strategy



Note: Totals may not add due to rounding

# Parks

## Budget overview

### Annualization of previously approved budget requests

2023 Revised budget	\$14.805 M
2022 & 2023 Adjustments	\$0.119 M
2024 Starting budget	\$14.924 M

► Drivers for change:

- Removal of 2023 one-time budgets
- Removal of 2023 carryover budgets
- Annualization of 2022 & 2023 operating requests

# Parks

## Budget overview

### 2024 Recommended budget

2024 Starting budget	\$14.924 M
Maintaining current service level	\$1.196 M
	\$16.120 M
Enhancing service level	\$0.001 M
	\$16.121 M

- ▶ Drivers for change:
  - Contractual obligations
  - Maintenance budget for new parks



# Parks

## Operating requests



# Sport & Recreation

## Service budget overview

# Sport & Recreation

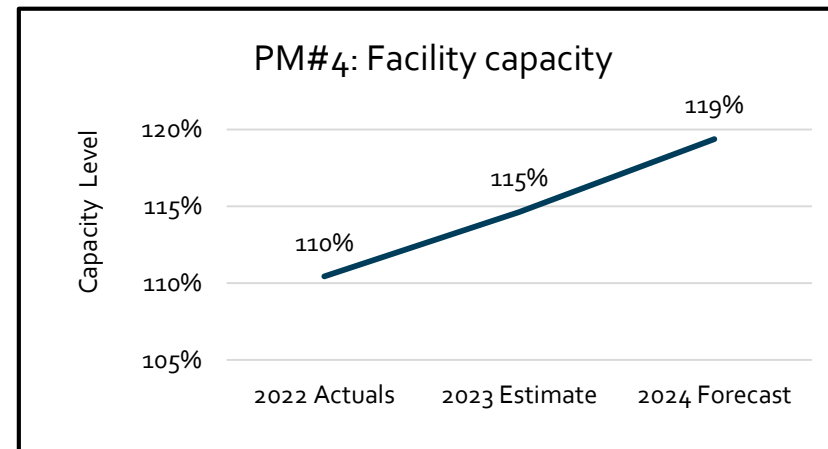
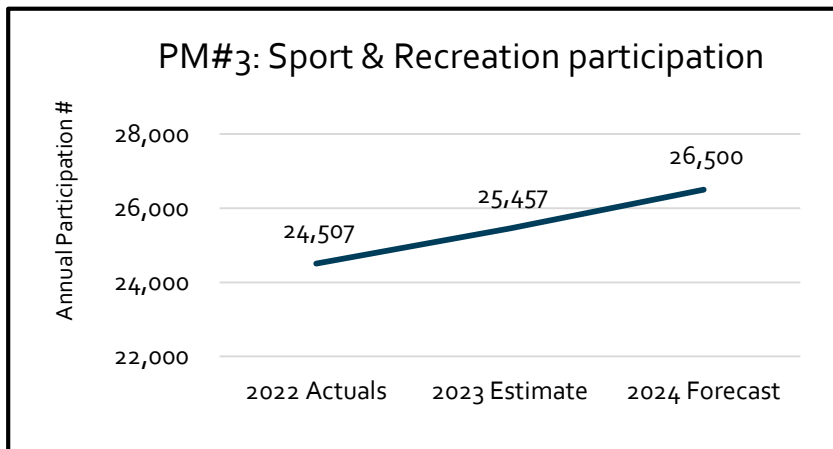
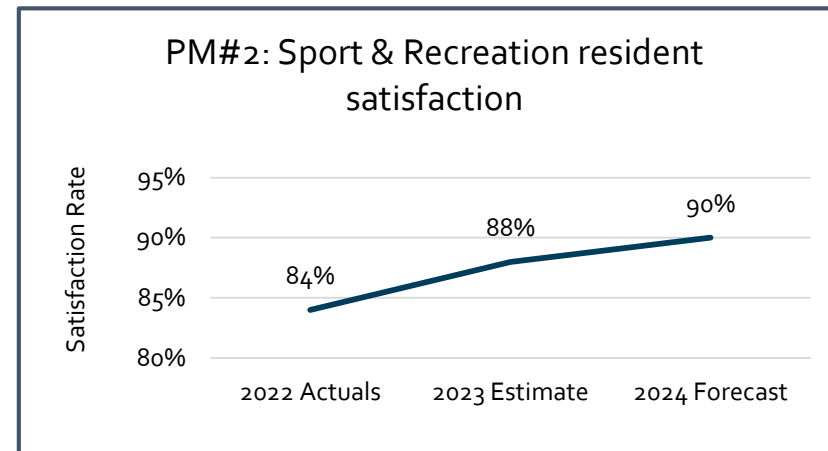
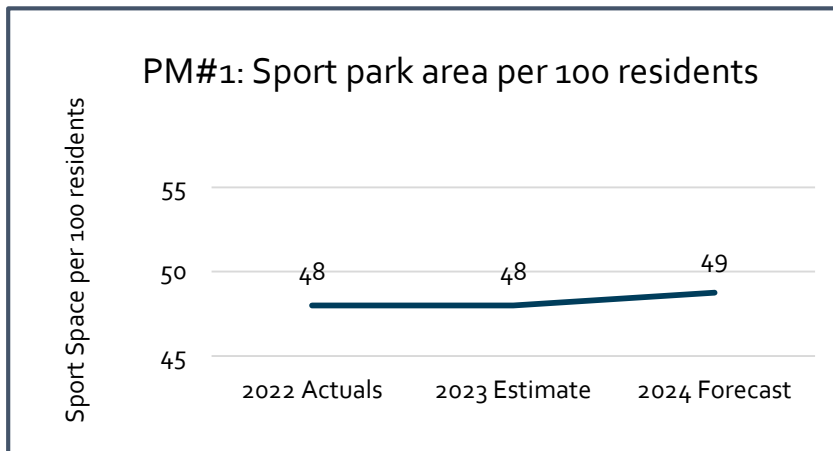
## ▶ Key accomplishments

- Completed key recreation facility planning processes
- Advanced event development initiatives

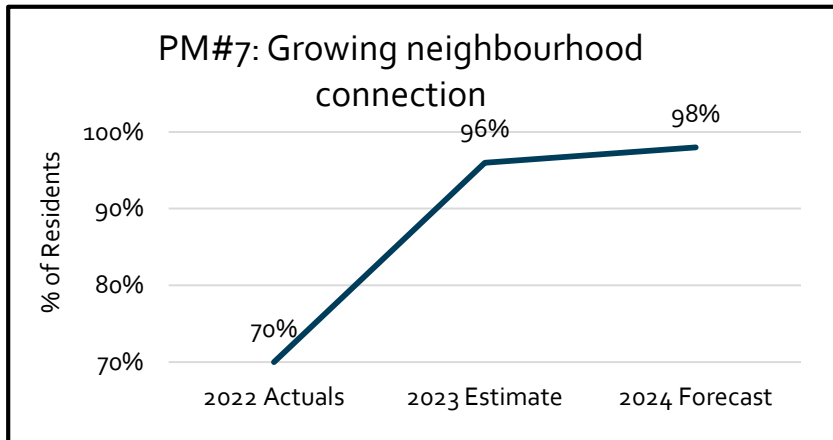
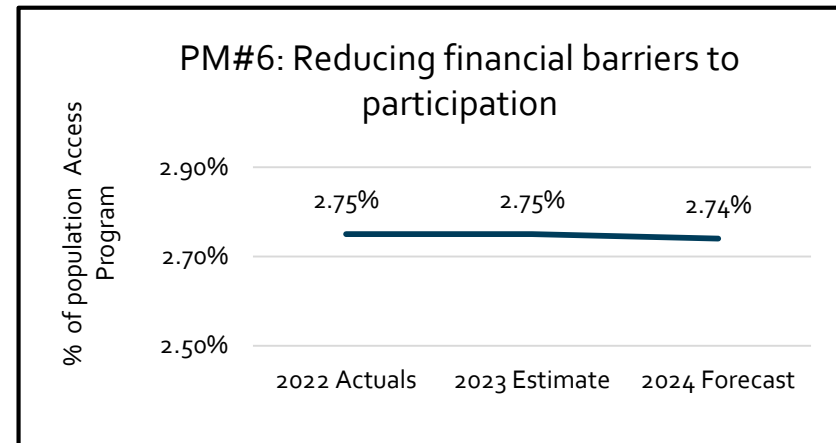
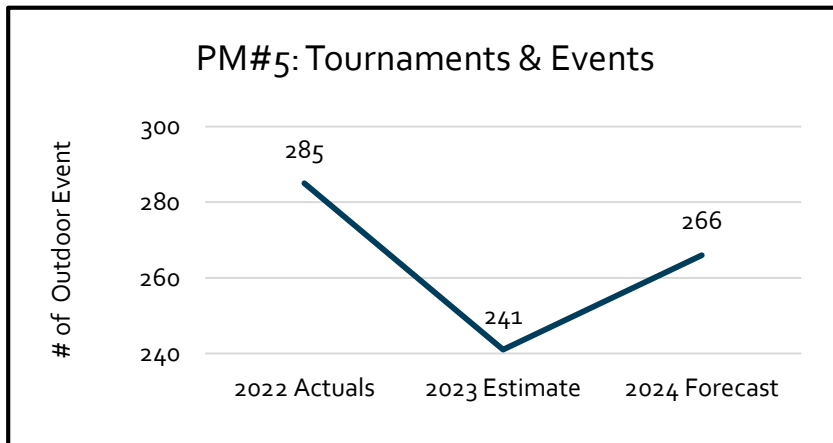
## ▶ Continuous improvements

- Create a new interactive digital guide
- Advance the Quality Sport Program
- Review and update fees and charges model with a benefits-based approach
- Foster partnership relations and explore new opportunities

# Sport & Recreation Performance Measures



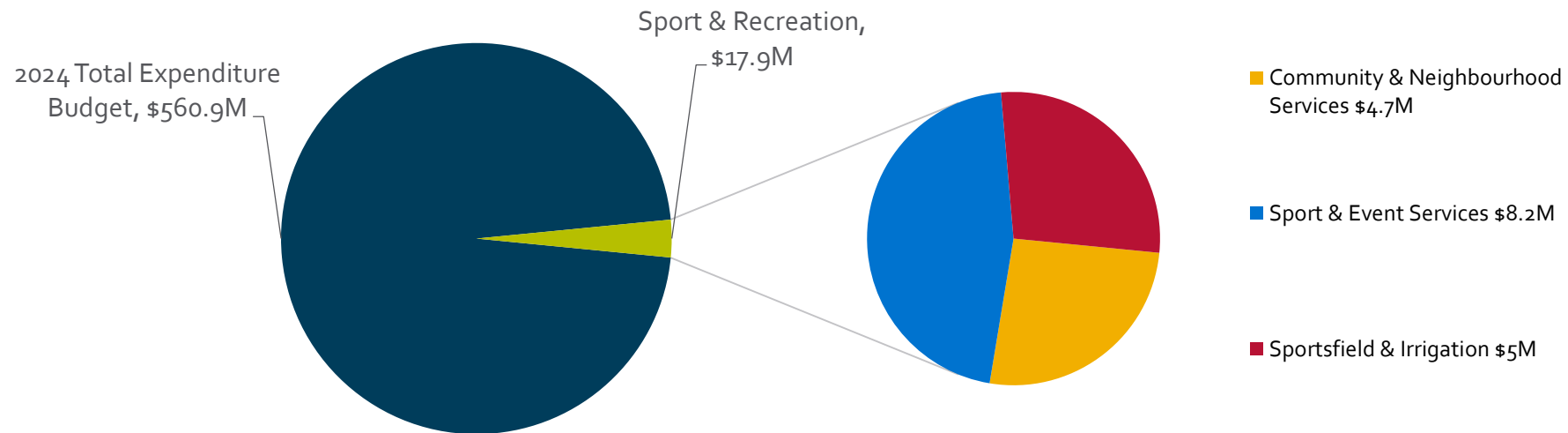
# Sport & Recreation Performance Measures





# Sport & Recreation Expenditure budget

2024 Total Expenditure Budget Breakdown

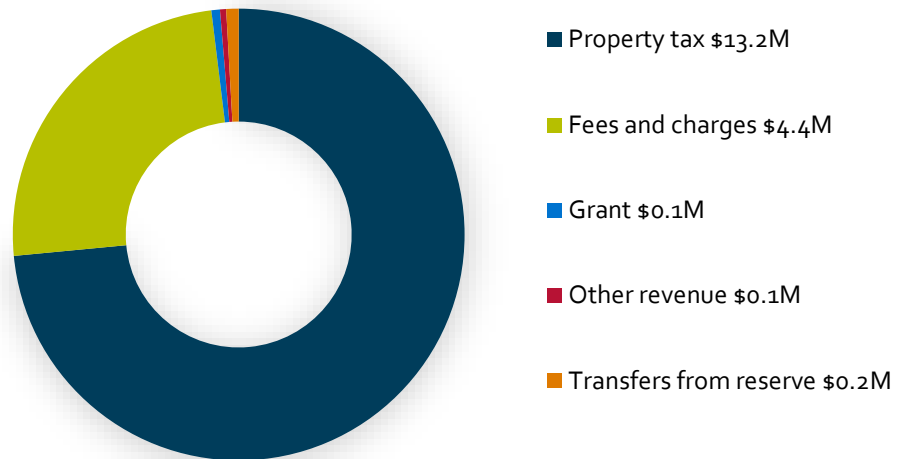


Note: Totals may not add due to rounding

# Sport & Recreation

## Budget overview

### Funding strategy



Total \$17.9M

Note: Totals may not add due to rounding

# Sport & Recreation

## Budget overview

### Annualization of previously approved budget requests

2023 Revised budget	\$16.945 M
2022 & 2023 Adjustments	(\$0.330) M
2024 Starting budget	\$16.615 M

► Drivers for change:

- Removal of 2023 one-time budgets
- Removal of 2023 carryover budgets
- Annualization of 2022 & 2023 operating requests

# Sport & Recreation

## Budget overview

### 2024 Recommended budget

2024 Starting budget	\$16.615 M
Maintaining current service level	\$1.194 M
	\$17.809 M
Enhancing service level	\$0.099 M
	\$17.908 M

#### ► Drivers for change:

- Increases to irrigation replacement and maintenance
- Adjustments to Arena & Stadium programming for increased facility utilization
- Opportunity to convert existing space for community programming
- Assisting in the development of large-scale participant-based or spectator events



# Sport & Recreation

## Operating requests



# Arts & Culture

## Service budget overview

# Arts & Culture

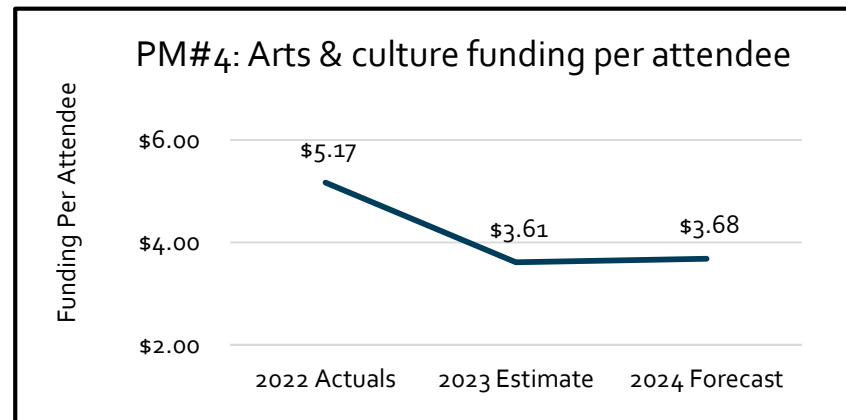
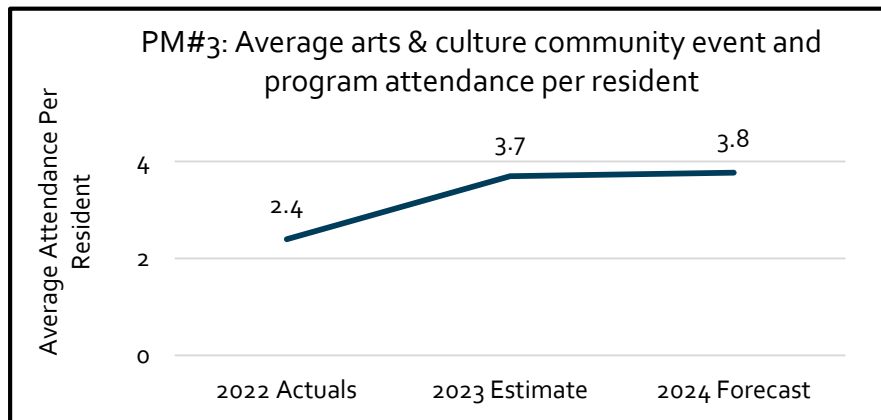
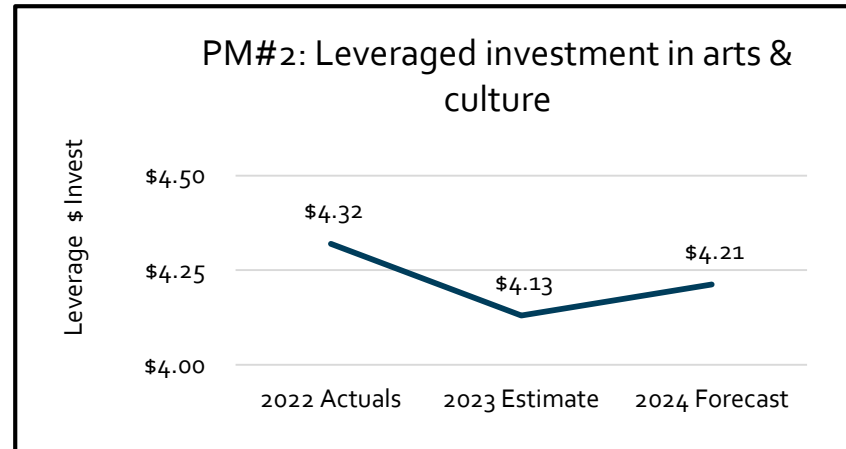
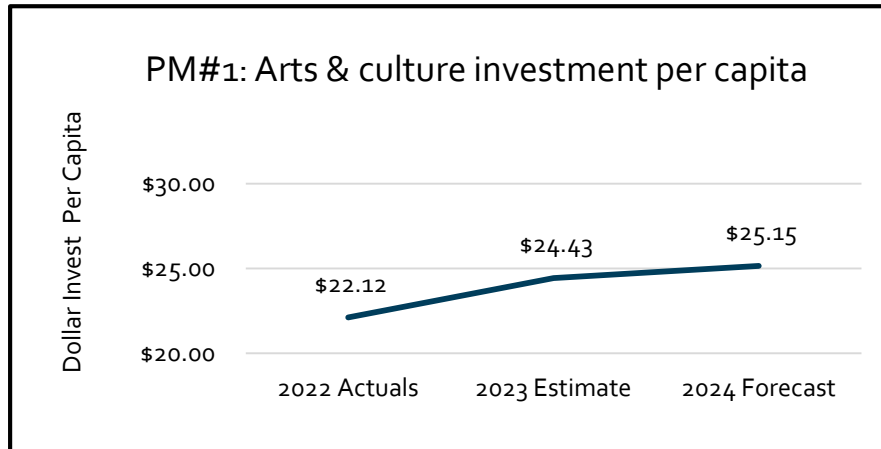
## ▶ Key accomplishments

- Implement KCT Box Office and enhancement to Front of House operations
- Non-profit organization capacity building conference

## ▶ Continuous improvements

- Continue to support recovery of the creative sector post Covid-19 and wildfire season
- Ongoing implementation of Cultural Plan and Cultural Facilities Master Plan
- Expand Box Office with community ticketing and enhanced hospitality services
- Ongoing program development and training for staff related to Truth and Reconciliation

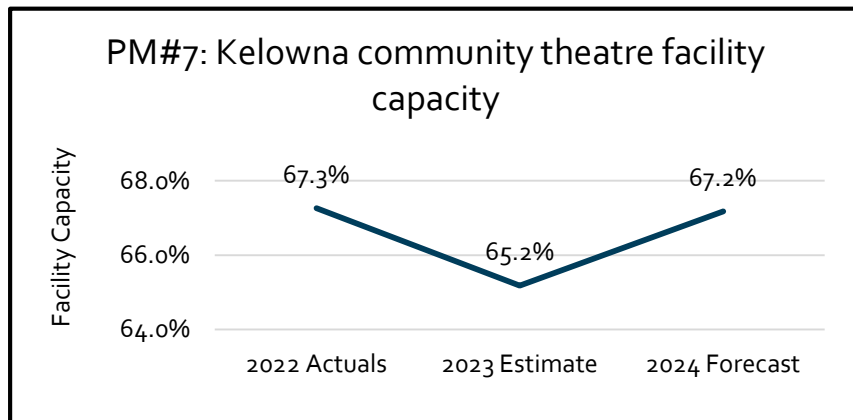
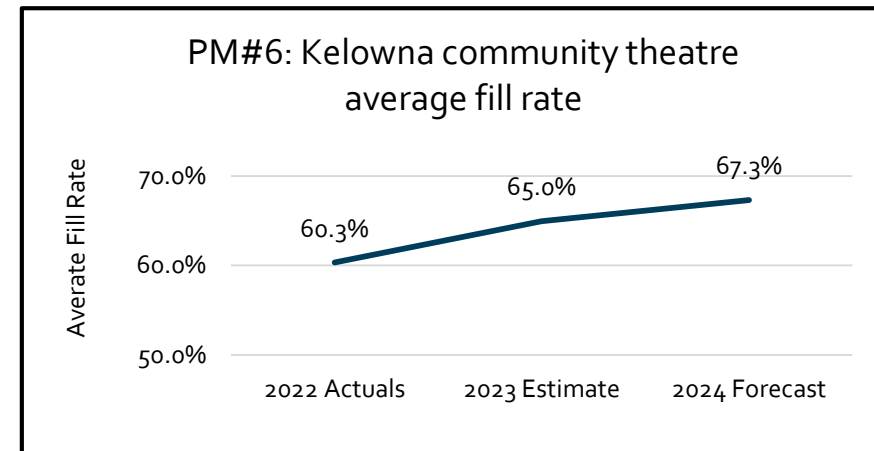
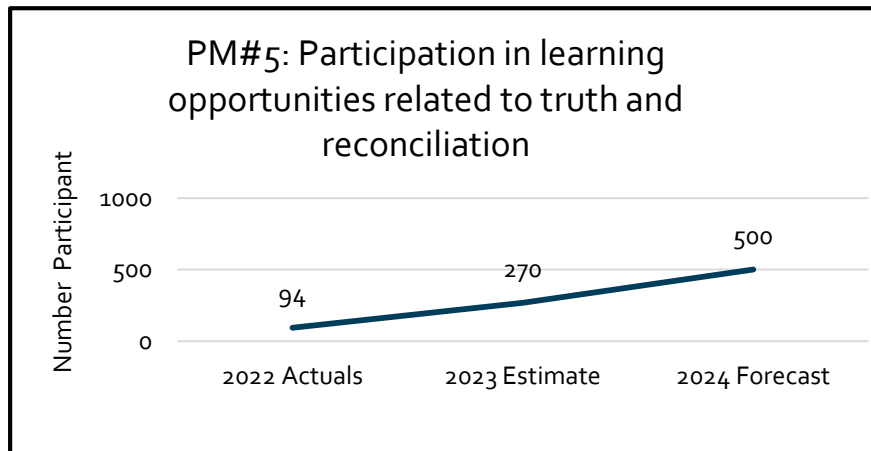
# Arts & Culture Performance Measures





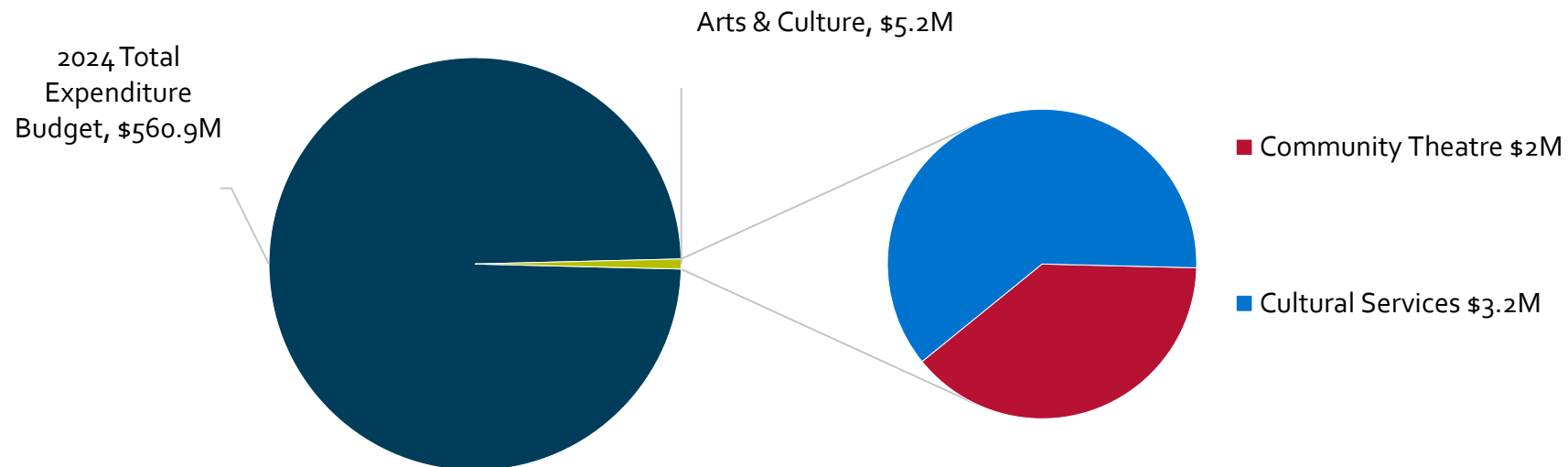
# Arts & Culture

## Performance Measures (continued)



# Arts & Culture Expenditure budget

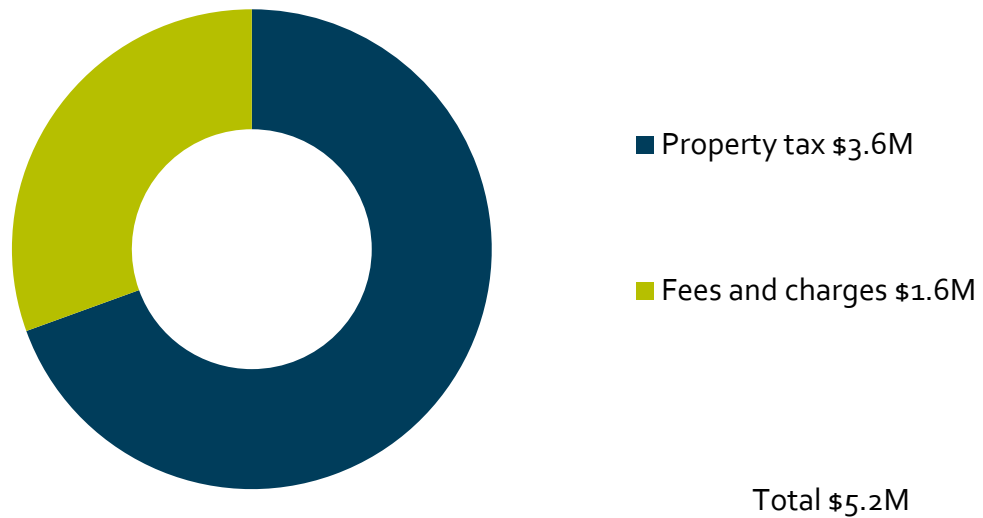
2024 Total Expenditure Budget Breakdown



Note: Totals may not add due to rounding

# Arts & Culture Budget overview

Funding strategy



Note: Totals may not add due to rounding

# Arts & Culture

## Budget overview

### Annualization of previously approved budget requests

2023 Revised budget	\$4.964 M
2022 & 2023 Adjustments	(\$0.170) M
2024 Starting budget	\$4.794 M

► Drivers for change:

- Removal of 2023 one-time budgets
- Removal of 2023 carryover budgets
- Annualization of 2022 & 2023 operating requests

# Arts & Culture

## Budget overview

### 2024 Recommended budget

2024 Starting budget	\$4.794 M
Maintaining current service level	\$0.311 M
	\$5.105 M
Enhancing service level	\$0.059 M
	\$5.164 M

▶ Drivers for change:

- Operating grant CPI increases
- Expansion of the current Box Office offerings



# Arts & Culture

## Operating requests



# Community Development

## Service budget overview

# Community Development

## ▶ Key accomplishments

- Completed the CMHC Housing Accelerator Fund application, a \$4 billion federal grant program that was released to drive transformation change to unlock housing supply.
- Endorsement of the 2021-2031 Housing Needs Assessment, a robust quantitative and qualitative analysis of housing needs now and into the future for our residents.
- A multi-year project to update Bylaw 7900 was completed
- Multiple zoning regulations were updated
- Supported the delivery of services for people sheltering outdoors, including funds for community partners to manage these services.
- Advanced HEART and HEARTH projects to address immediate impacts of encampments.

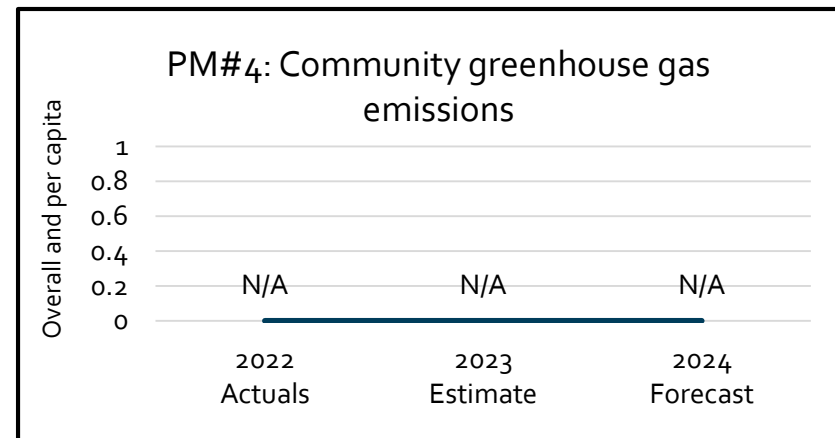
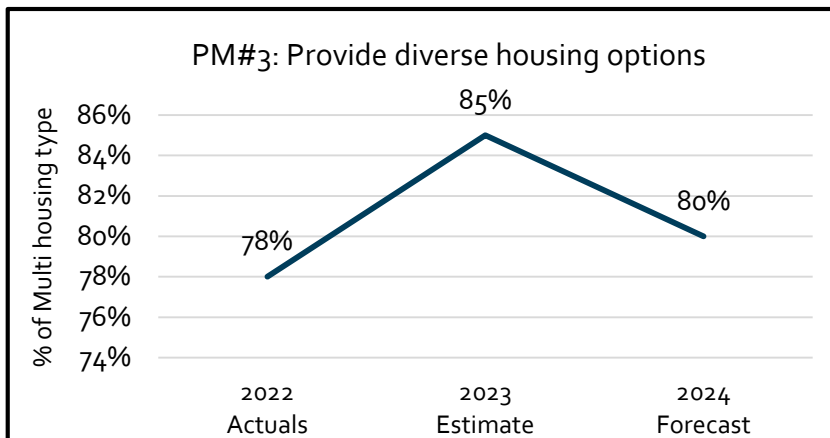
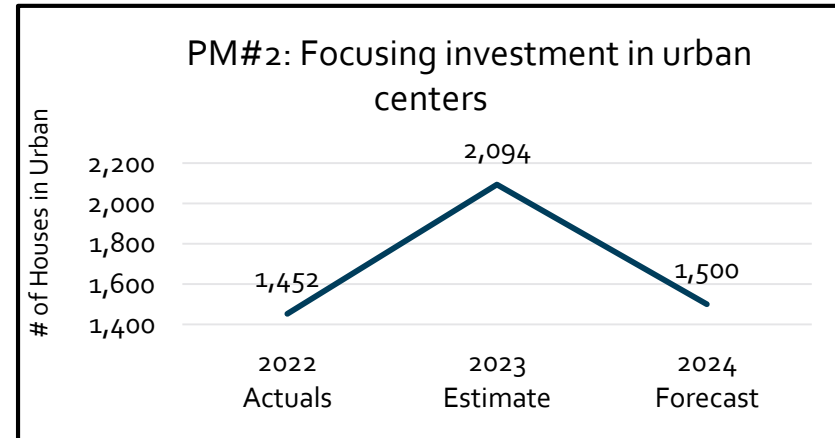
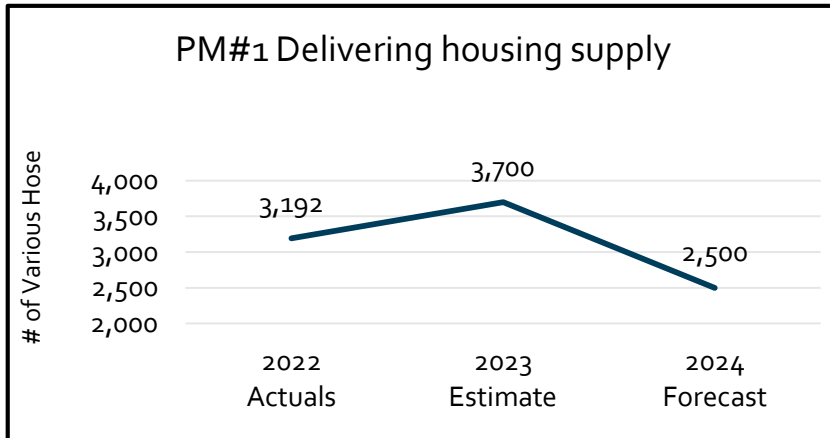


# Community Development

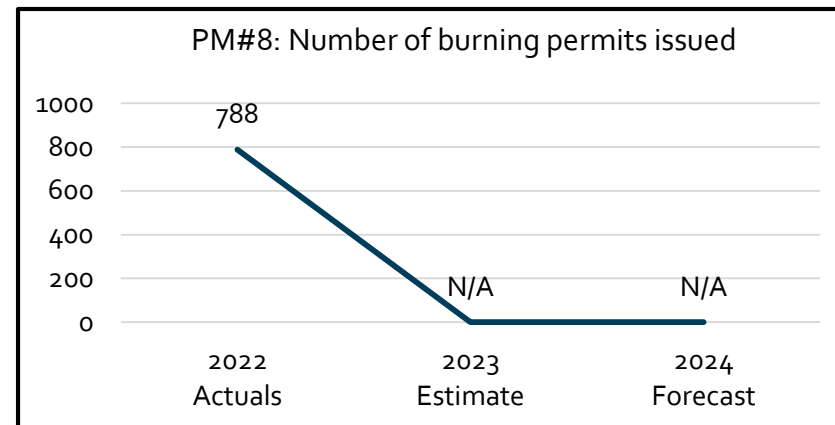
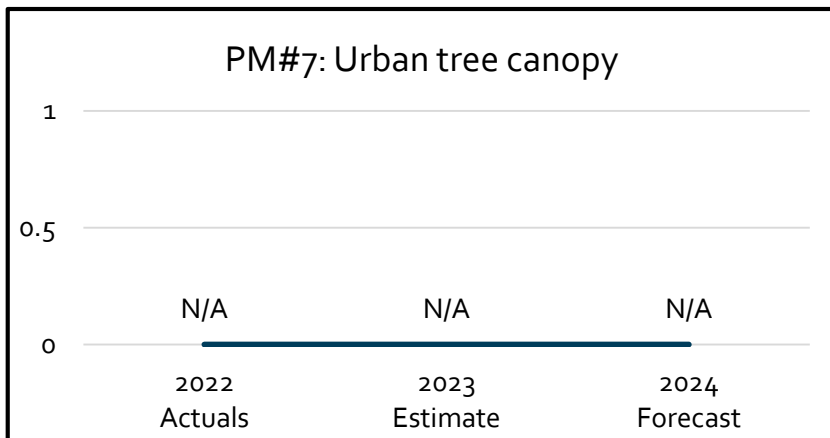

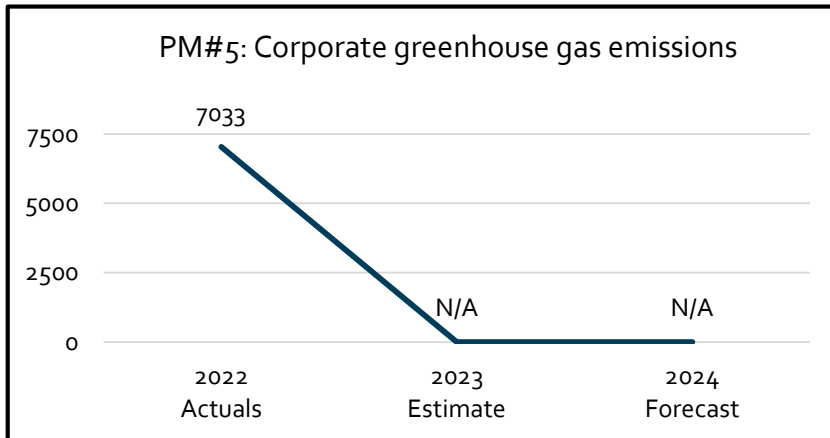
## ▶ Continuous improvement

- Applying a Climate Lens: We want to better leverage City data to drive evidence-based decision making.
- Innovative AI use to improve development applications
- Complete the transition of the leadership role to address homelessness from an external agency to in-house, including the resetting the community strategy to address homelessness

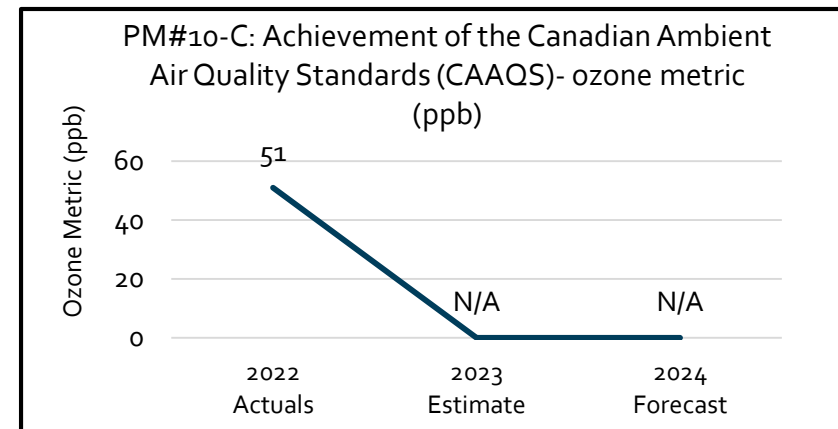
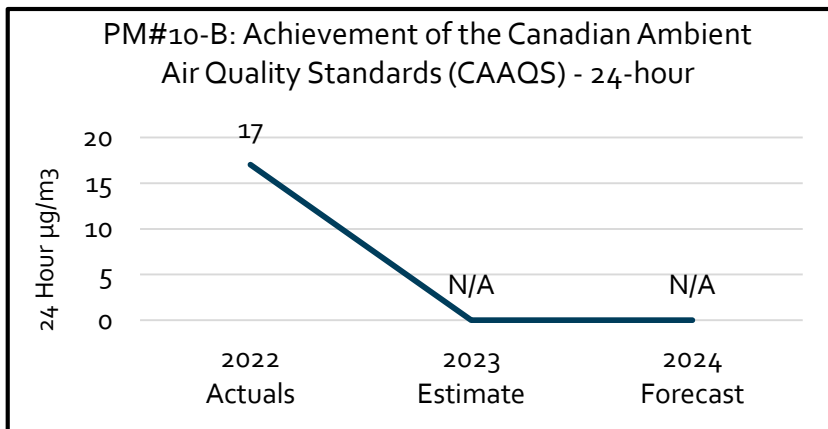
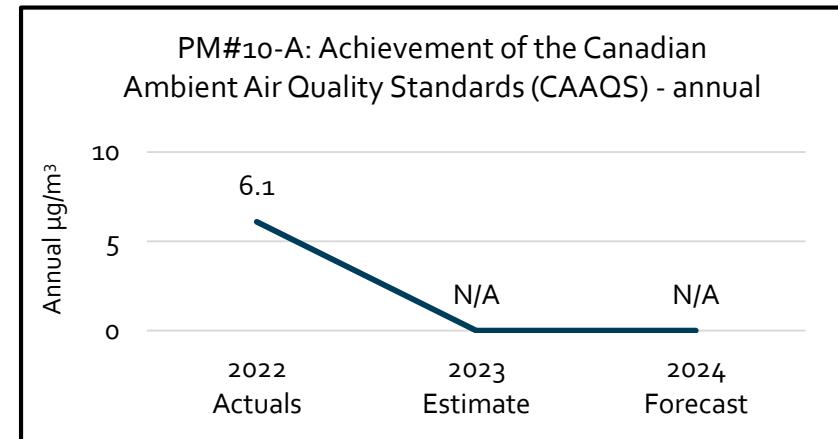
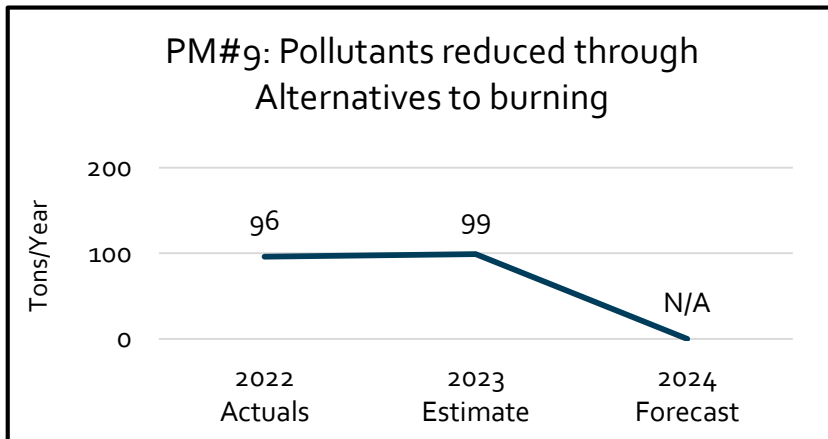
# Community Development Performance Measures




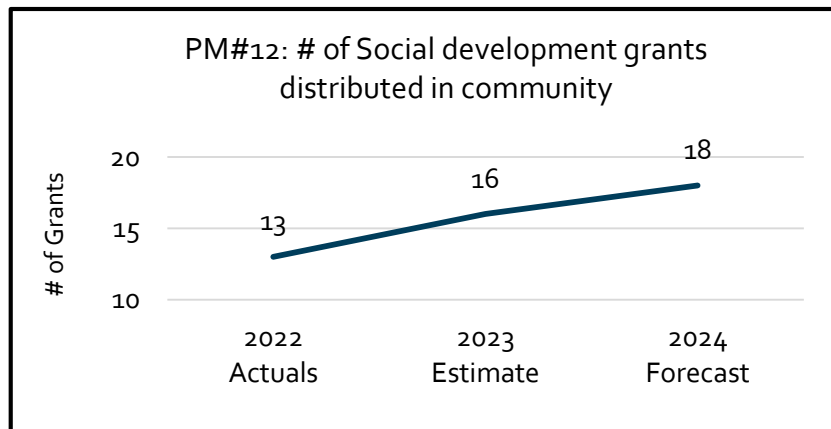
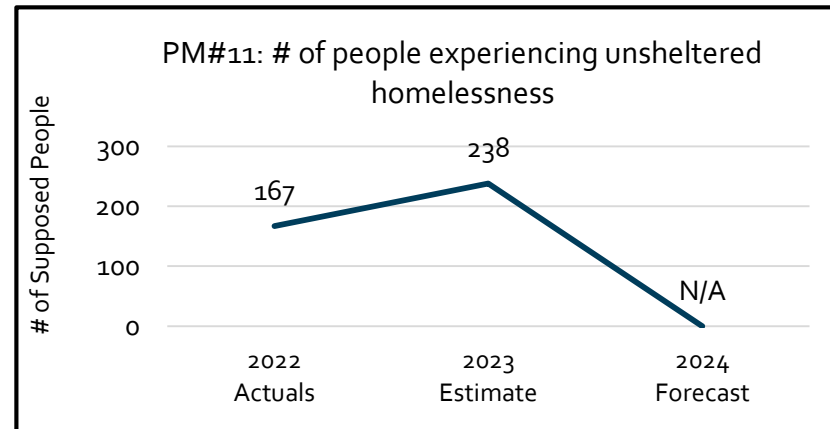
# Community Development Performance Measures



# Community Development Performance Measures

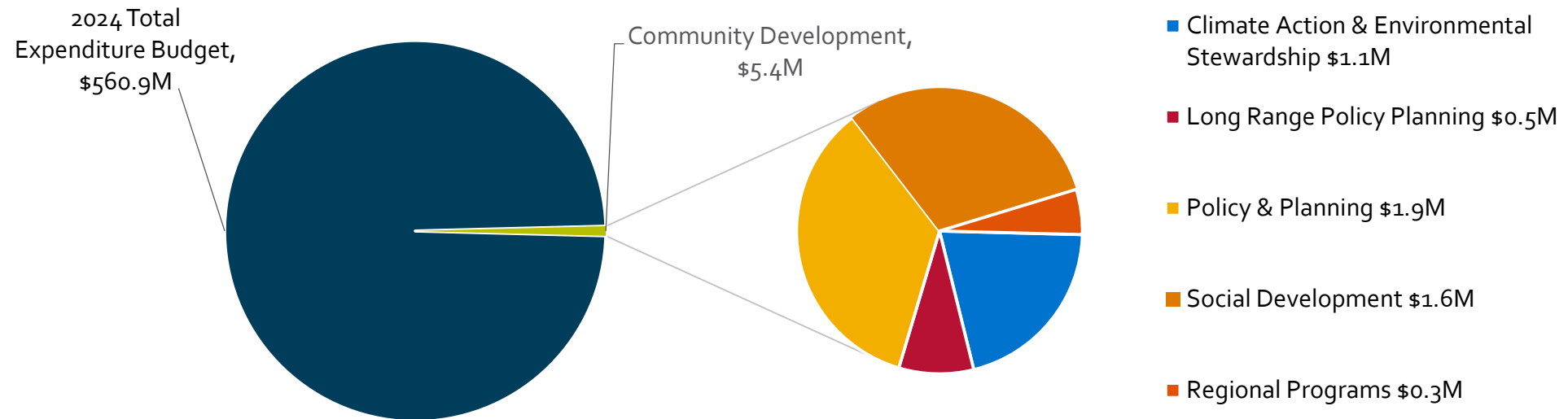


# Community Development Performance Measures



# Community Development Expenditure budget

2024 Total Expenditure Budget Breakdown

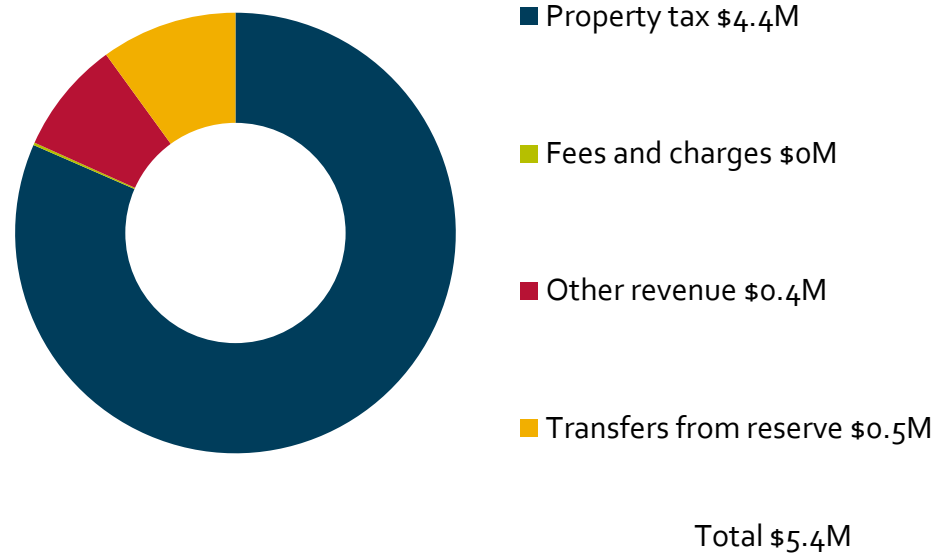


Note: Totals may not add due to rounding

# Community Development

## Budget overview

Funding strategy



Note: Totals may not add due to rounding

# Community Development

## Budget overview

### Annualization of previously approved budget requests

2023 Revised budget	\$6.950 M
2022 & 2023 Adjustments	(\$2.405) M
2024 Starting budget	\$4.545 M

► Drivers for change:

- Removal of 2023 one-time budgets
- Removal of 2023 carryover budgets
- Annualization of 2022 & 2023 operating requests



# Community Development

## Budget overview

### 2024 Recommended budget

2024 Starting budget	\$4.545 M
Maintaining current service level	(\$0.263) M
	\$4.282 M
Enhancing service level	\$1.074 M
	\$5.356 M

#### ▶ Drivers for change:

- Expanded mandate for the implementation of the Journey Home Strategy
- Delivering on the Council Priority Action to increase the urban tree canopy
- Increasing electric mobility throughout the community
- Supporting retrofitting of existing homes to reduce greenhouse gas emissions



# Community Development

## Operating requests



# Development Services

## Service budget overview

# Development Services

## ► Key accomplishments

- Obtained the annual renewal of permitting branch accreditation from International Accreditation Service.
- Replacement of Business Licence (BL) Bylaw No. 7878. The result is a new streamlined BL Bylaw that is more modern and user-friendly.
- Improvement to the online business licence application process to drive more online applications and supports 24/7 service delivery.
- Adopted a permitting process for excessive construction noise and vibration to help ensure developers are notifying neighbours and setting/monitoring safe thresholds for work activities generating noise and vibration.
- Issued permitting for community construction value of greater than \$1 Billion.
- Launched AI Chatbot

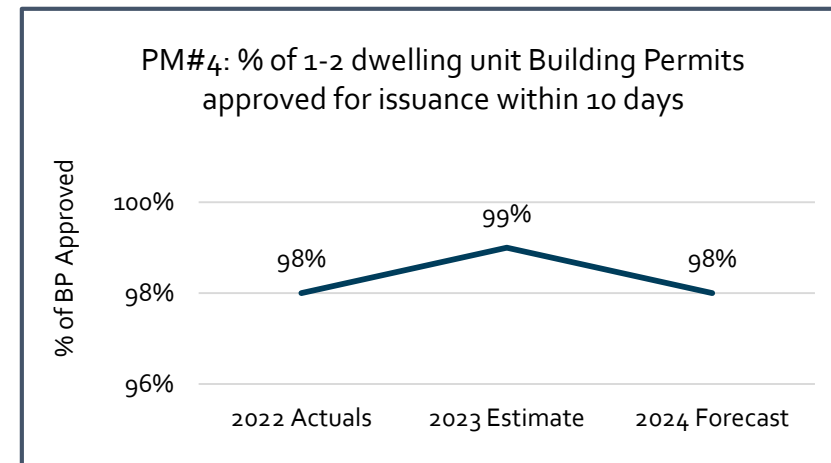
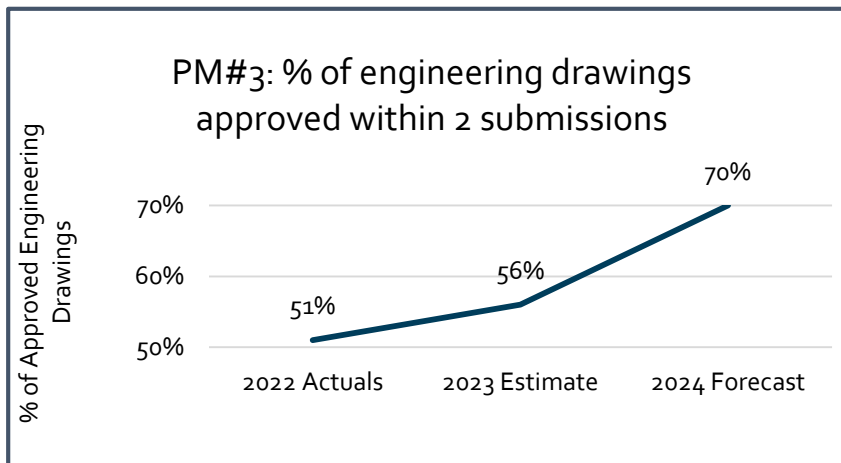
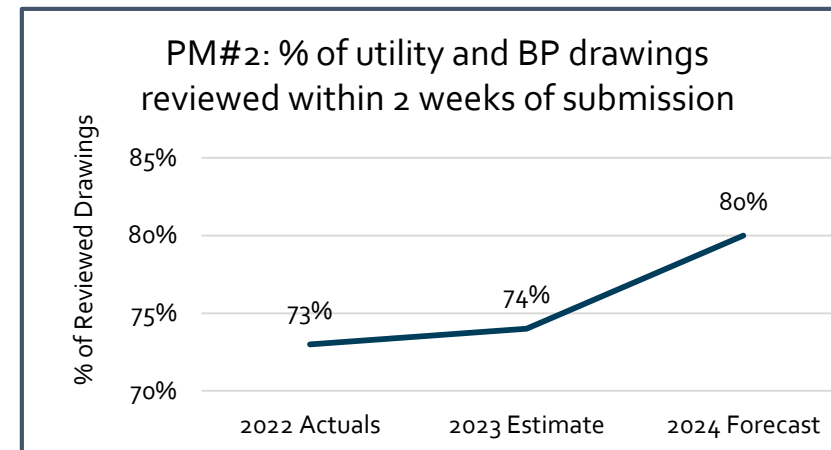
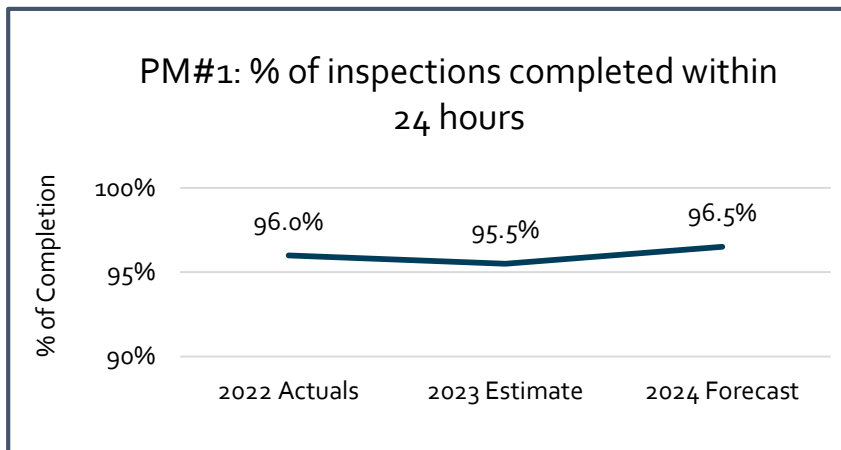


# Development Services

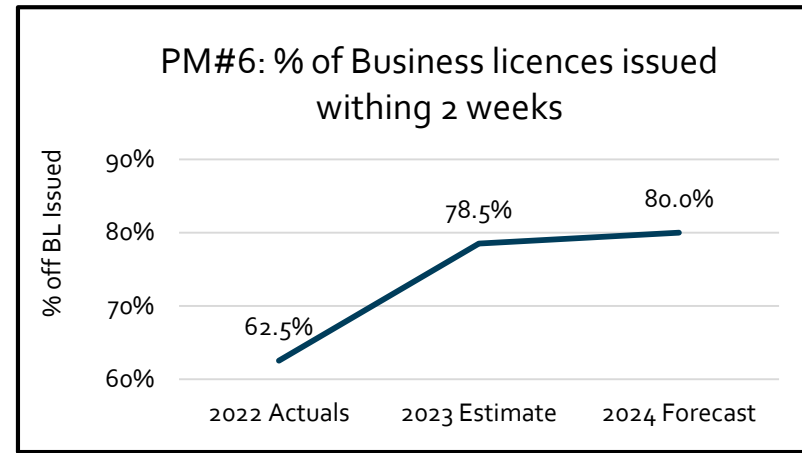
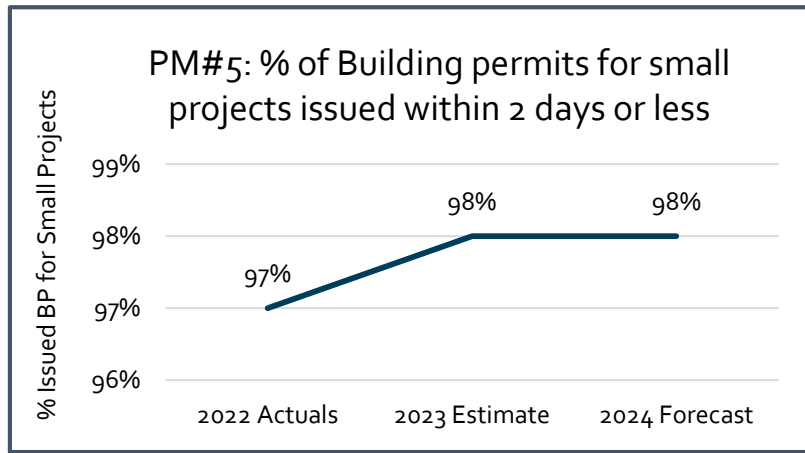
## ▶ Continuous improvement

- Building Bylaw Update.
- Continued development of the new permitting software (Cityworks PLL).
- Transitioning to digital plan review.
- Continued automation of internal business processes.
- Advancing efforts to integrate AI and automation into engineering memo composition to reduce staff time in identifying and compiling data on existing conditions and development requirements.
- Continuing to work on standardizing engineering drawing and submission requirements to reduce intake and review time.

# Development Services Performance Measures



# Development Services Performance Measures (continued)

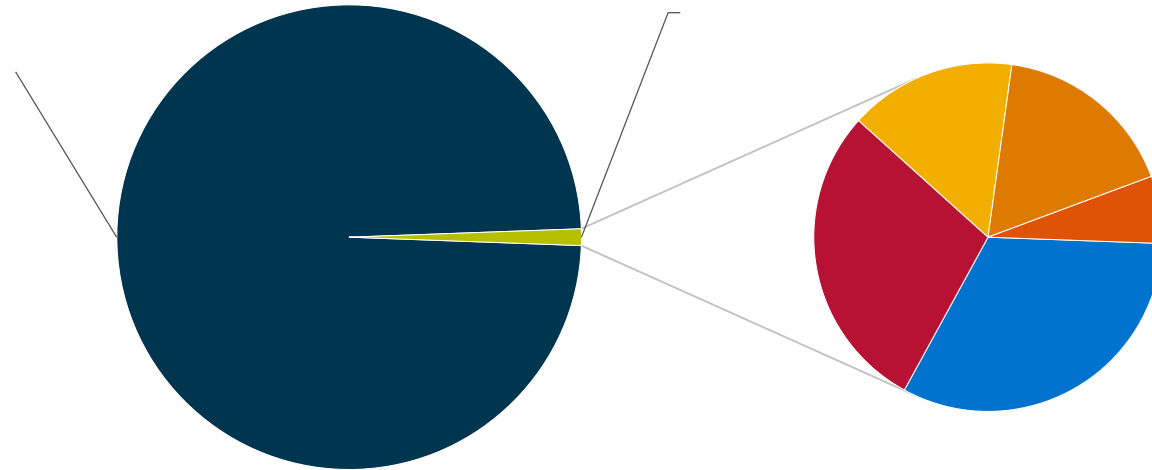


# Development Services Expenditure budget

2024 Total Expenditure Budget Breakdown

2024 Total Expenditure  
Budget, \$560.9M

Development Services, \$7.7M



- Building & Permitting \$2.5M
- Building Inspections \$2.2M
- Business Licence \$1.2M
- Development Engineering \$1.3M
- Development Services \$0.5M

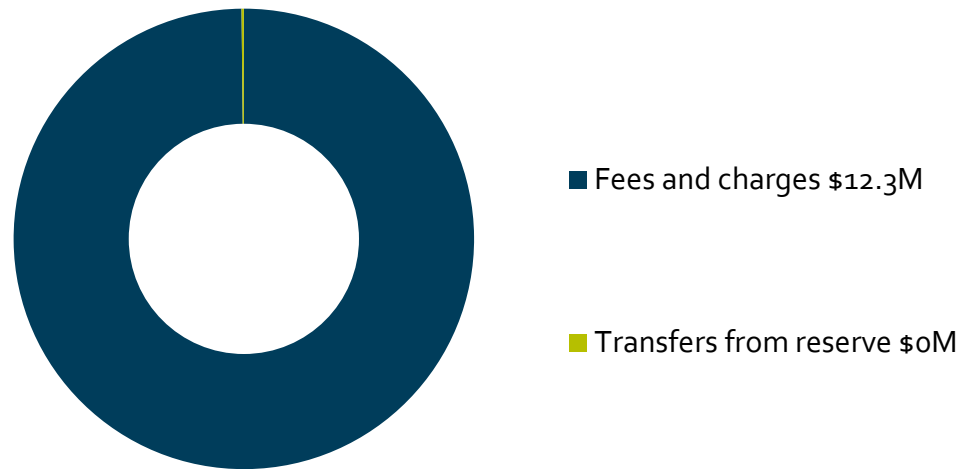
Note: Totals may not add due to rounding



# Development Services

## Budget overview

### Funding strategy



Total \$12.3M

Note: Totals may not add due to rounding

# Development Services

## Budget overview

### Annualization of previously approved budget requests

2023 Revised budget	\$7.131 M
2022 & 2023 Adjustments	\$0.129 M
2024 Starting budget	\$7.260 M

► Drivers for change:

- Removal of 2023 one-time budgets
- Removal of 2023 carryover budgets
- Annualization of 2022 & 2023 operating requests

# Development Services

## Budget overview

### 2024 Recommended budget

2024 Starting budget	\$7.260 M
Maintaining current service level	\$0.511 M
	\$7.771 M
Enhancing service level	(\$0.002)M
	\$7.769 M

#### ▶ Drivers for change:

- Increased requests for subdivision and building permit application review to ensure technical engineering requirements are met |



# Development Services

## Operating requests



# Development Planning

## Service budget overview

# Development Planning

## ▶ Key accomplishments

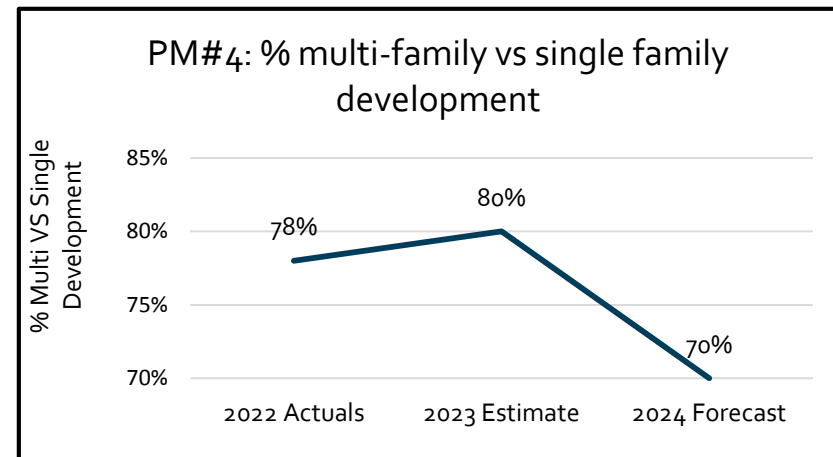
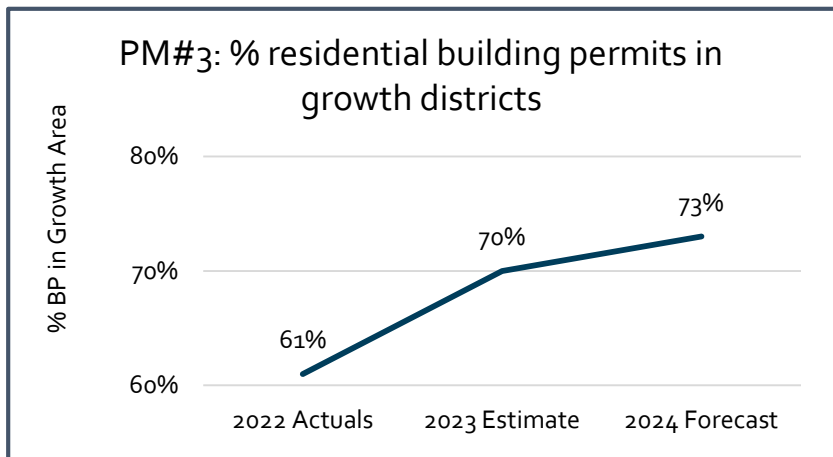
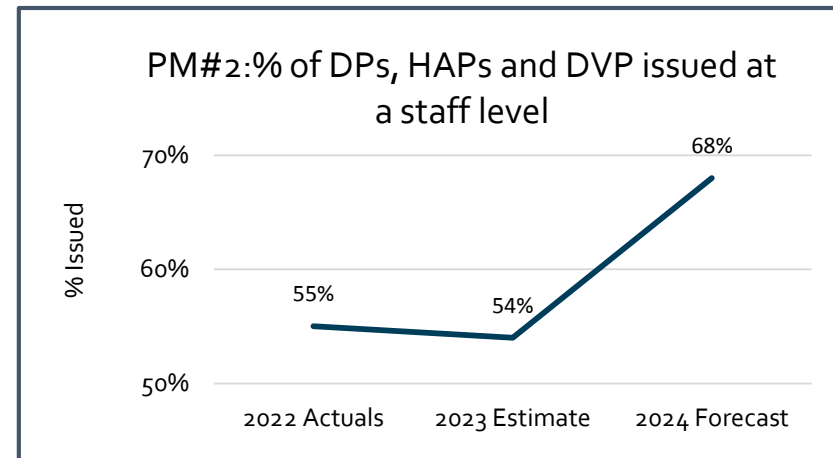
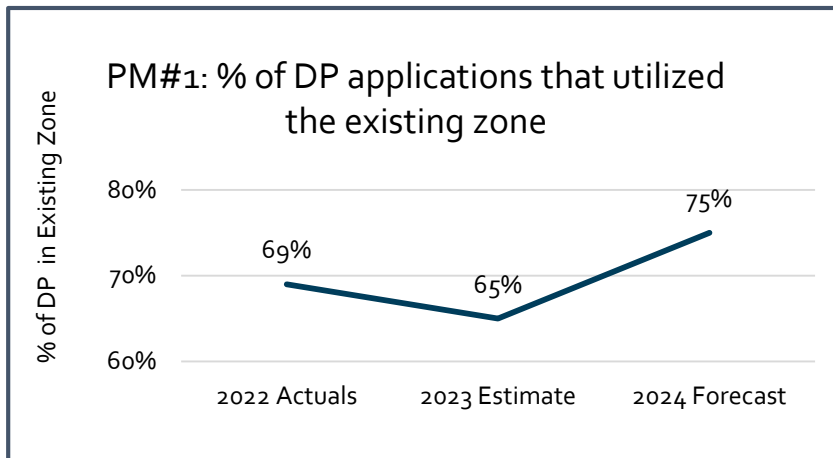
- Housing approvals met or exceeded projected housing needs for gross number of units
- Reviewed and updated Development Application Fees Bylaw
- Completed Zoning Bylaw amendment package aimed at fine-tuning Zoning Bylaw
- Reduced number of amendments to Official Community Plan
- Implemented density bonus program leading to significant contributions to both the Housing Opportunities Reserve Fund and the Streetscape Improvement Fund
- Supported work on the Infill Options project
- Implemented Development Variance Permit delegation process

# Development Planning

## ▶ Continuous improvement

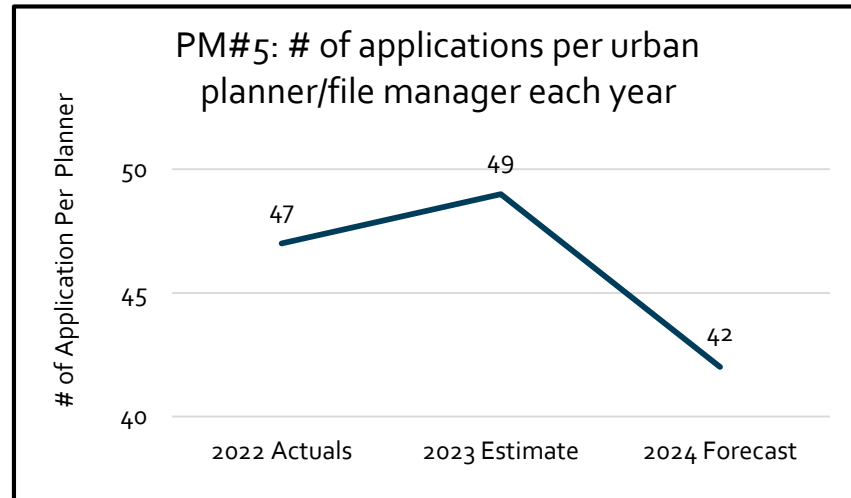
- Updated/streamlined Council reporting template
- Implemented a delegated DVP program to speed up some development application types
- Supported the creation of the KAI Chatbot
- Supported work on City Works PLL project
- Improved/updated landscape enhancement standards

# Development Planning Performance Measures



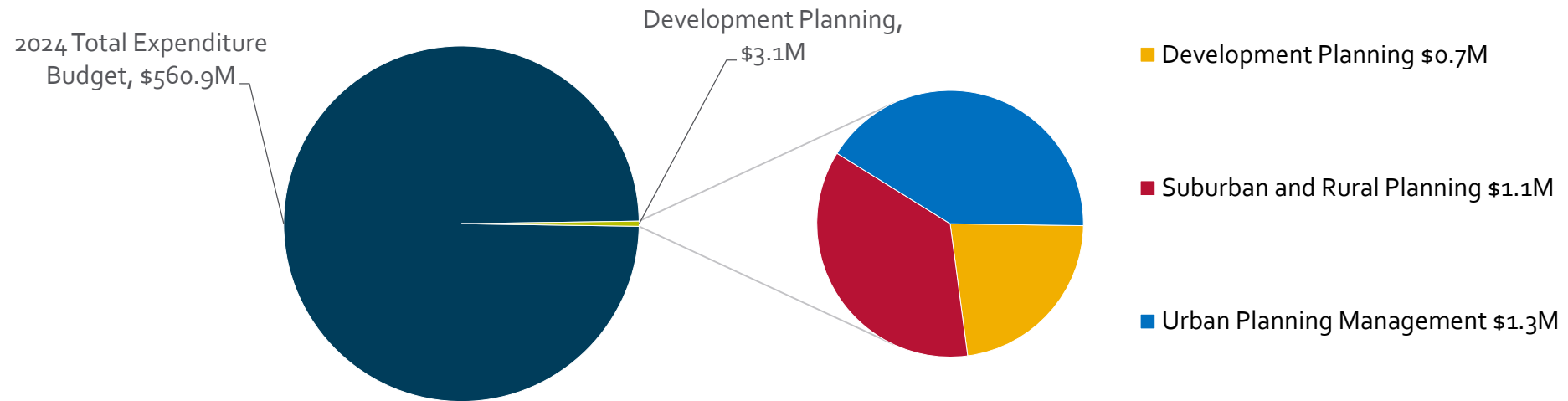


# Development Planning Performance Measures



# Development Planning Expenditure budget

2024 Total Expenditure Budget Breakdown

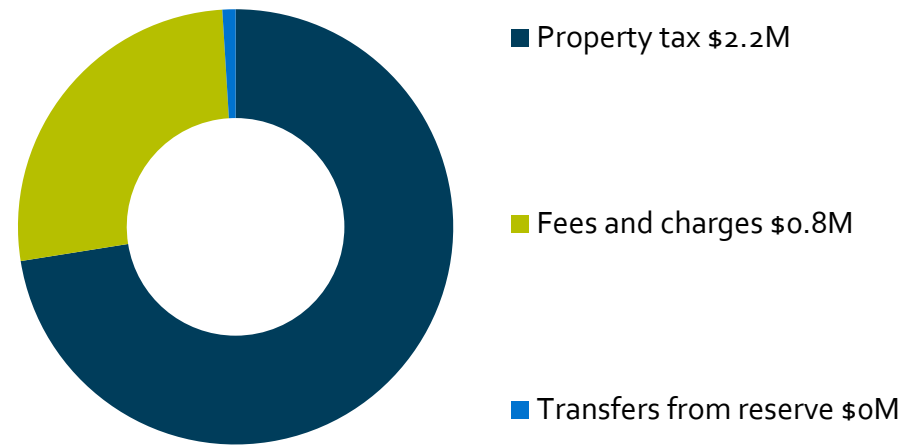


Note: Totals may not add due to rounding

# Development Planning

## Budget overview

### Funding Strategy



Total \$3.1M

Note: Totals may not add due to rounding

# Development Planning

## Budget overview

### Annualization of previously approved budget requests

2023 Revised budget	\$3.111 M
2022 & 2023 Adjustments	(\$0.193) M
2024 Starting budget	\$2.918 M

► Drivers for change:

- Removal of 2023 one-time budgets
- Removal of 2023 carryover budgets
- Annualization of 2022 & 2023 operating requests

# Development Planning

## Budget overview

### 2024 Recommended budget

2024 Starting budget	\$2.918 M
Maintaining current service level	\$0.165 M
	\$3.083 M
Enhancing service level	(\$0.001) M
	\$3.082 M

#### ▶ Drivers for change:

- Projects and bylaw changes to address Council Priority Areas relating to Agriculture and Tree Protection



# Development Planning

## Operating requests



# Parking

## Service budget overview

# Parking

## ▶ Key accomplishments

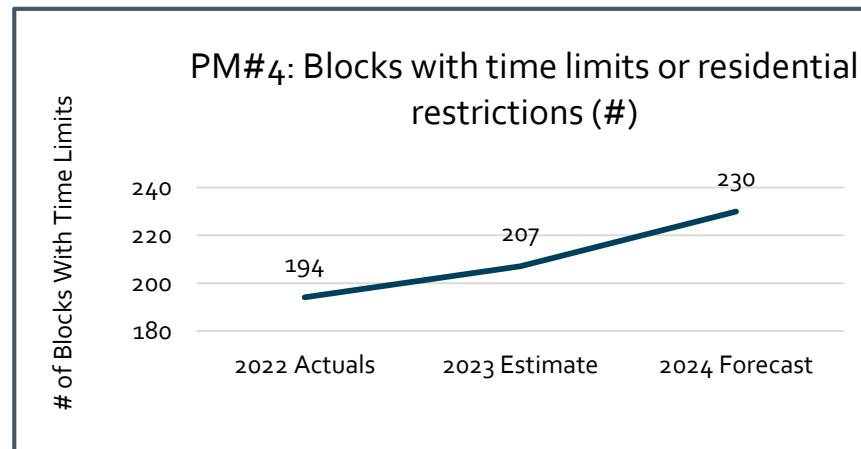
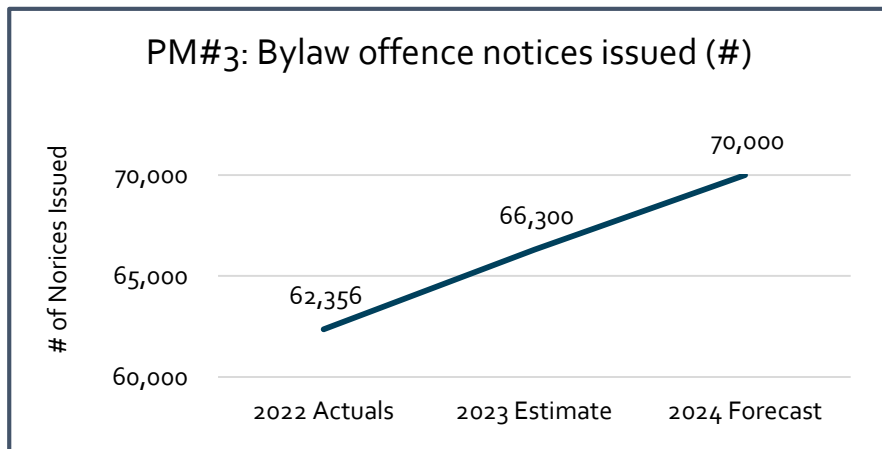
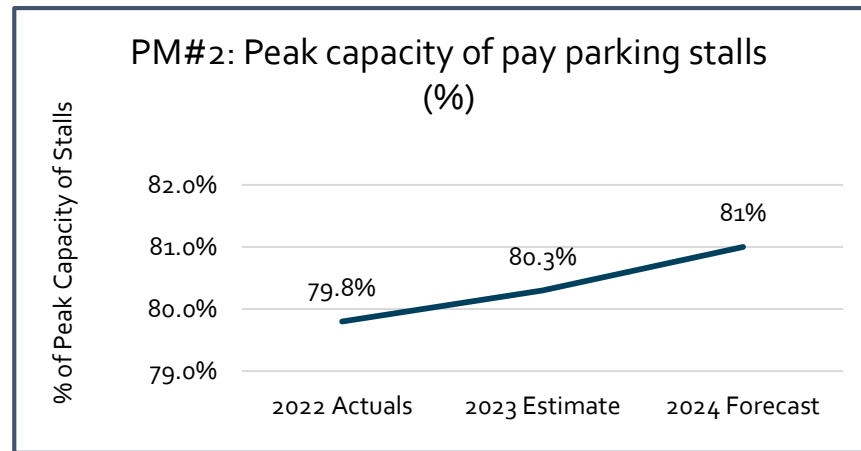
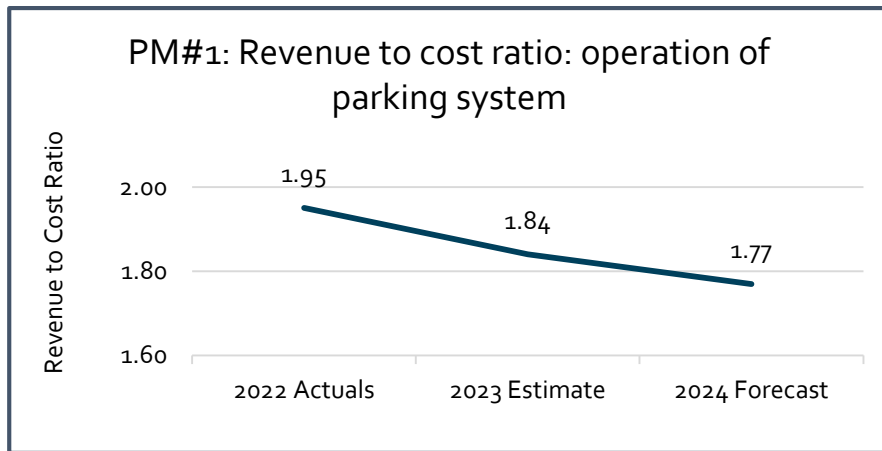
- Selected and onboarded a new parking management contractor, Indigo Park Canada
- Invested over \$500k in parkade restoration projects, including masonry and flashing repairs, replacement of HVAC systems in two Commercial Retail Units, modernization of the elevator at the Chapman Parkade and the installation of rooftop security gates

## ▶ Continuous improvement

- Ongoing enhancement of parking data collected to support analysis and sharing
- Continued exploration and testing of curbspace and loading zone management strategies
- Continuous re-distribution of limited enforcement resources to focus on areas where issues have been identified or public complaints have been received

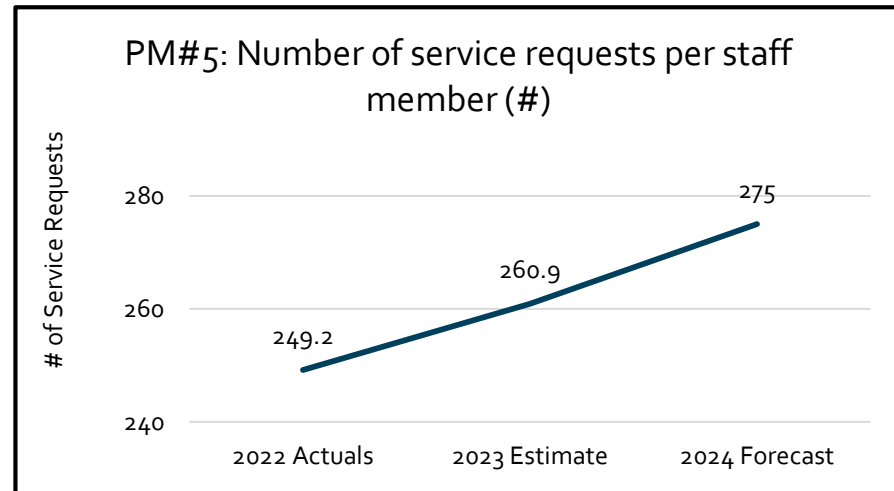


# Parking Performance Measures



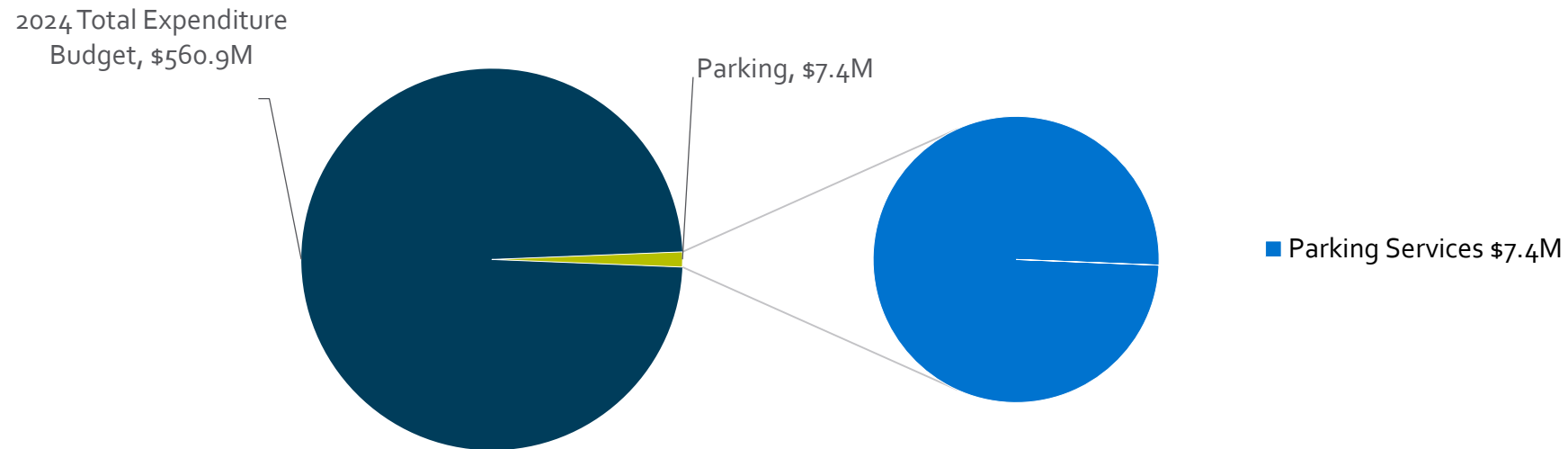
# Parking

## Performance Measures (continued)



# Parking Expenditure budget

2024 Total Expenditure Budget Breakdown

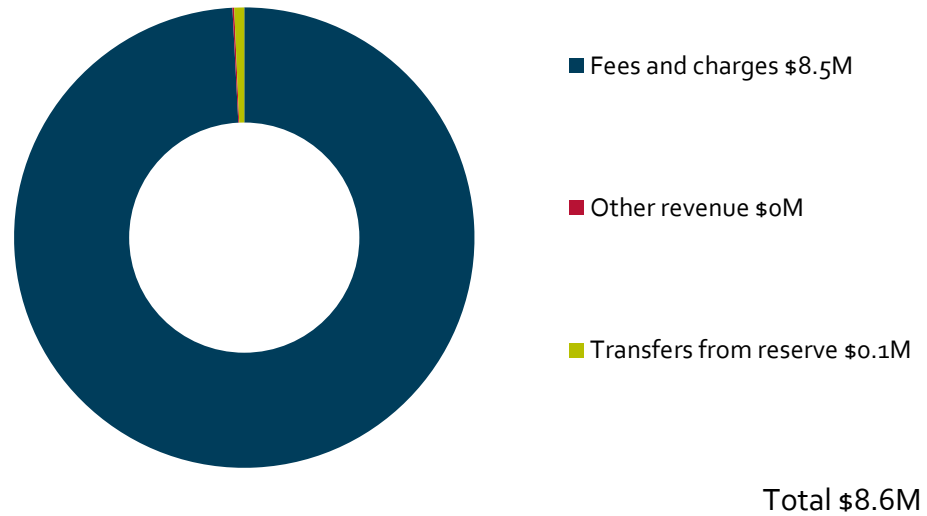


Note: Totals may not add due to rounding

# Parking

## Budget overview

### Funding strategy



Note: Totals may not add due to rounding

# Parking

## Budget overview

### Annualization of previously approved budget requests

2023 Revised budget	\$7.510 M
2022 & 2023 Adjustments	(\$0.060) M
2024 Starting budget	\$7.450 M

► Drivers for change:

- Removal of 2023 one-time budgets
- Removal of 2023 carryover budgets
- Annualization of 2022 & 2023 operating requests

# Parking

## Budget overview

### 2024 Recommended budget

2024 Starting budget	\$7.450 M
Maintaining current service level	(\$0.029) M
	\$7.421 M
Enhancing service level	\$0.000 M
	\$7.421 M

- ▶ Drivers for change:
- Increased customer service
  - Growth in parking demand



# Parking

## Operating requests



# Partnerships Office

## Service budget overview



# Partnerships Office

## ▶ Key accomplishments

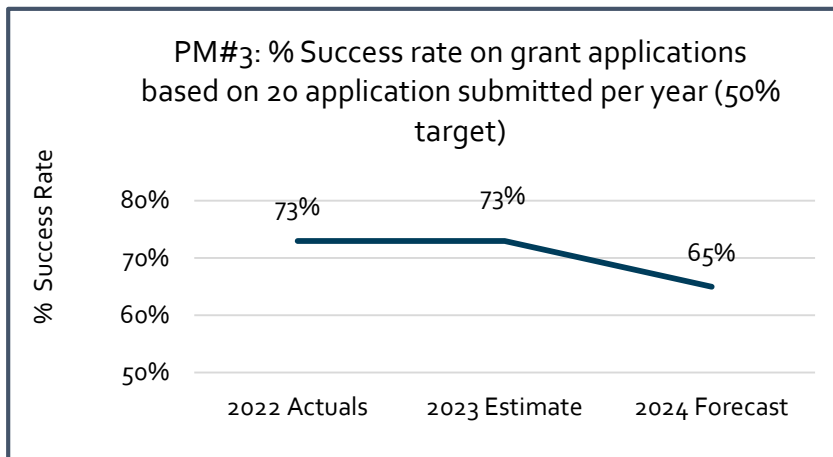
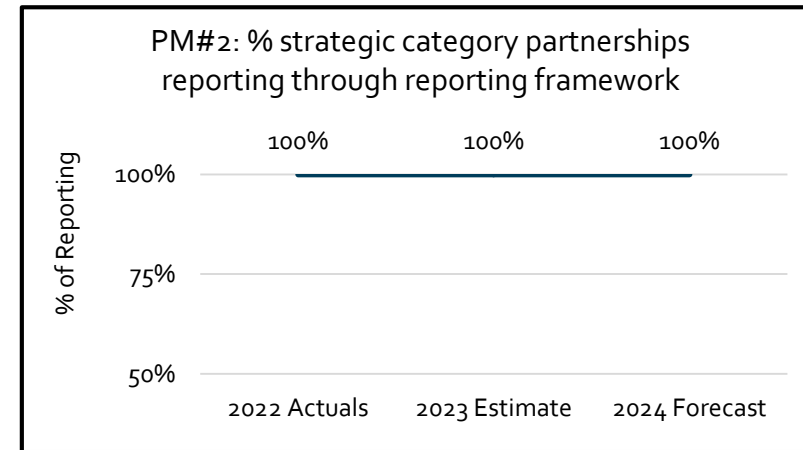
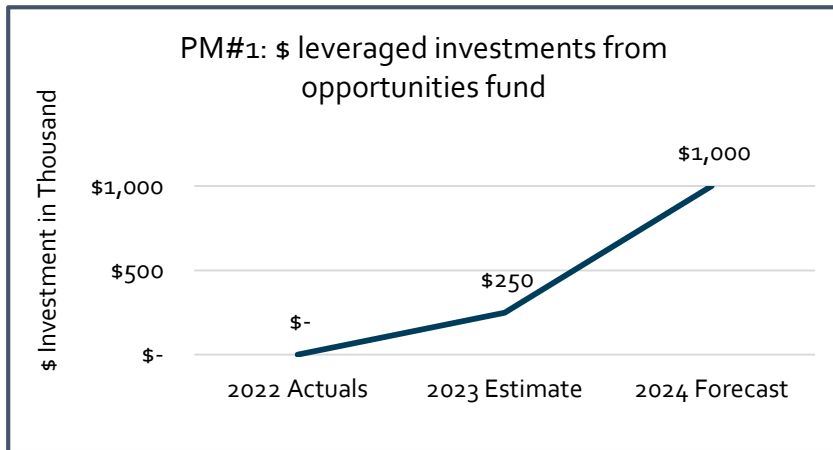
- Grant Strategy developed and endorsed by Council with the portfolio of currently managed contracts in excess of \$120 million and new grants exceeding \$70 million in 2023
- Managed the strategic approach to the Kelowna delegation attendance at the 2023 UBCM convention, resulting in meetings for Mayor and Council with six Provincial Cabinet Ministers, a workshop panel spotlight on Kelowna's vision for digital transformations in public service including AI innovation and receiving a Climate & Energy Action award for the FireSmart Chipping program

# Partnerships Office

## ▶ Continuous improvement

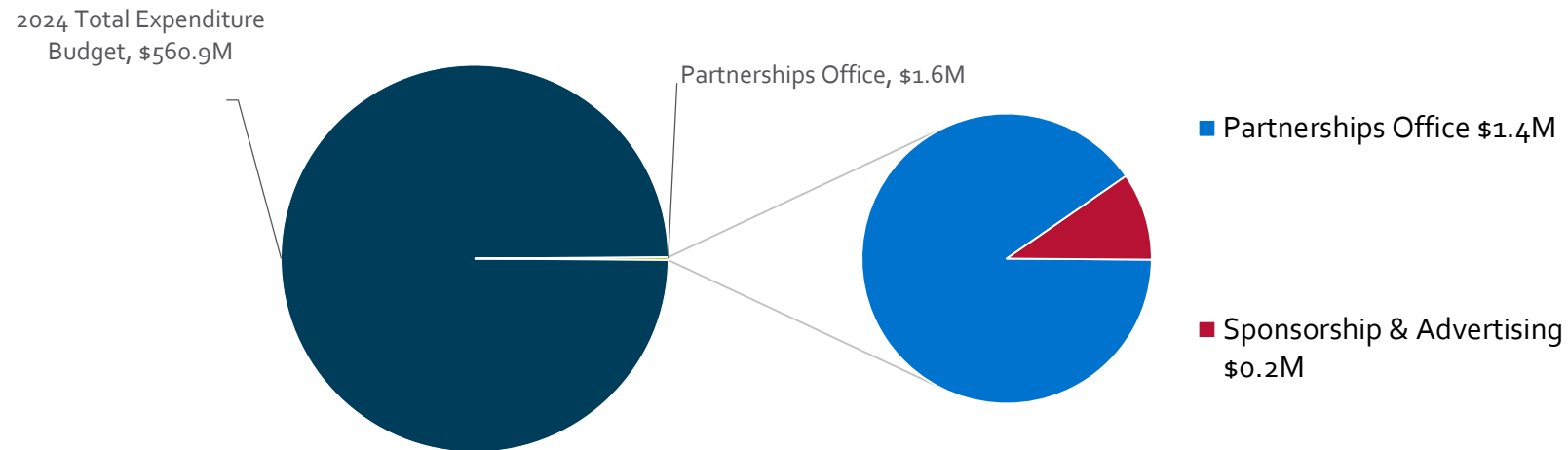
- Unsolicited Proposal Program has yielded opportunities related to developing partnerships with Heritage and Recreation facilities
- UBCO Research committee continues to leverage collaboration and research grant opportunities that benefit our City
- Continued refinement of approach and impact at UBCM and FCM from a relationship-based perspective
- Execution of Council's revised advocacy priorities for 2023-2026 with evidence-based background materials

# Partnerships Office Performance Measures



# Partnerships Office Expenditure budget

## 2024 Total Expenditure Budget Breakdown




Note: Totals may not add due to rounding

# Partnerships Office

## Funding strategy

Funding strategy



Total \$1.6M

Note: Totals may not add due to rounding

# Partnerships Office

## Budget overview

### Annualization of previously approved budget requests

2023 Revised budget	\$1.472 M
2022 & 2023 Adjustments	(\$0.069) M
2024 Starting budget	\$1.403 M

► Drivers for change:

- Removal of 2023 one-time budgets
- Removal of 2023 carryover budgets
- Annualization of 2022 & 2023 operating requests

# Partnerships Office

## Budget overview

### 2024 Recommended budget

2024 Starting budget	\$1.403 M
Maintaining current service level	\$0.031 M
	\$1.434 M
Enhancing service level	\$0.138 M
	\$1.572 M

#### ▶ Drivers for change:

- Expansion of the corporate-wide Grant Management program
- Increased support to advance advocacy, policy and investment opportunity



# Partnerships Office

## Operating requests





# Governance & Leadership

## Service budget overview



# Governance & Leadership

## ▶ Key accomplishments

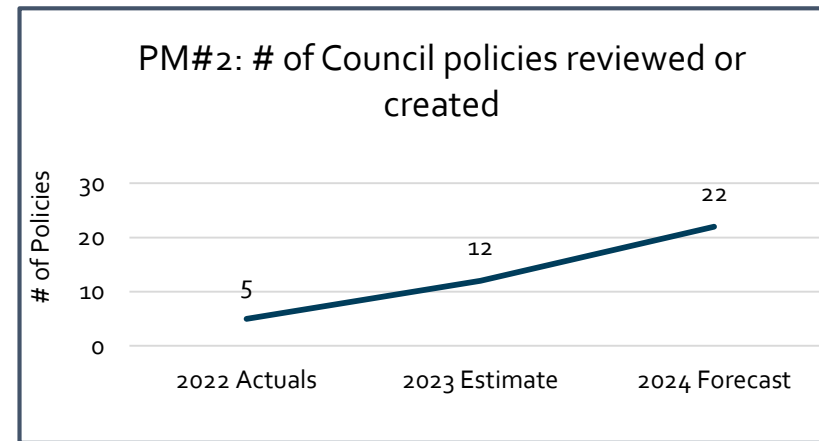
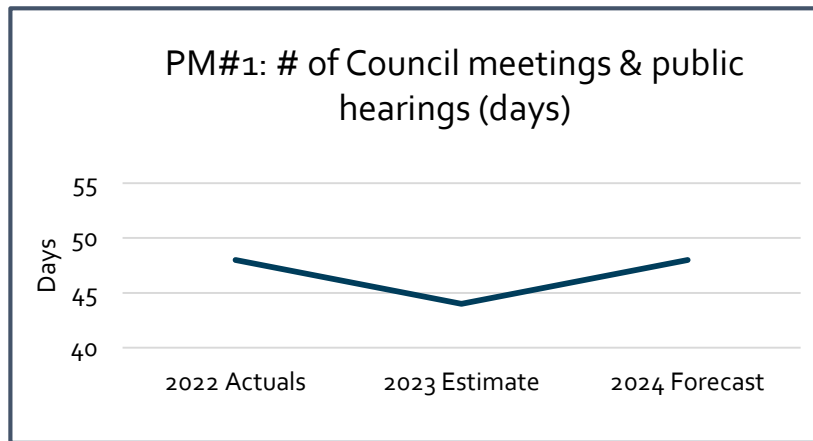
- Supported Council priority setting, action plan, and reporting for the 2022-2026 Council term.
- Following Council orientation, updated Council Procedure Bylaw, and developed and implemented the Council Code of Conduct and Lobbyist Registry.

## ▶ Continuous improvements

- Advocate on Council priorities and key initiatives with the federal and provincial governments.
- Coordinate guidance on bylaw and policy development through expanded policy function.
- Advise business areas on privacy assessments for digital transformation initiatives.
- Implement electronic records management in new system to ensure compliance with legislation and manage corporate electronic records and information.

# Governance & Leadership

## Performance Measures



PM#3: # of hours to address Mayor & Council correspondence

2022 Actuals	2023 Estimate	2024 Forecast
N/A	170	160

PM#4: # of informational memos to Council

2022 Actuals	2023 Estimate	2024 Forecast
N/A	22	20

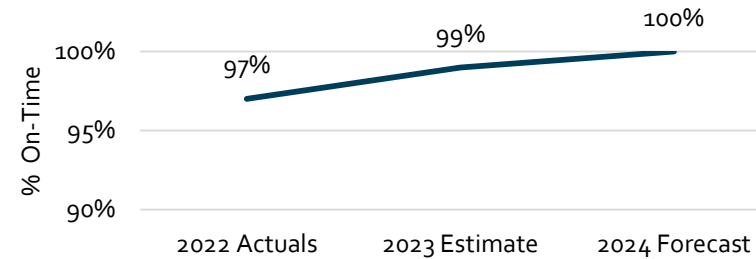
# Governance & Leadership

## Performance Measures

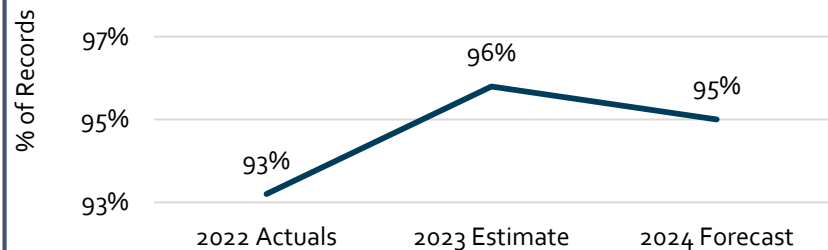
PM#5: # of Senior Leadership Team and Committee meetings

2022 Actuals	2023 Estimate	2024 Forecast
N/A	85	87

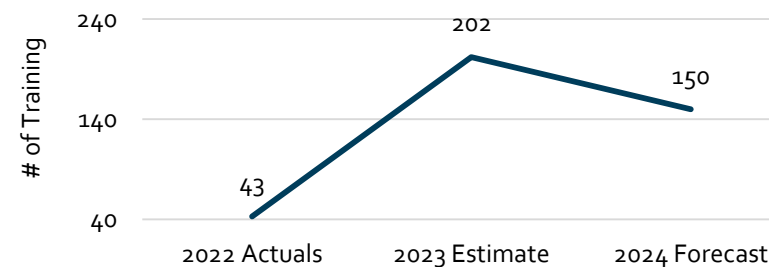
PM#6: % of FOI requests responded to on-time



PM#7: % of eligible paper records processed for disposition



PM#8: # of staff receiving training on governance, procedures & information



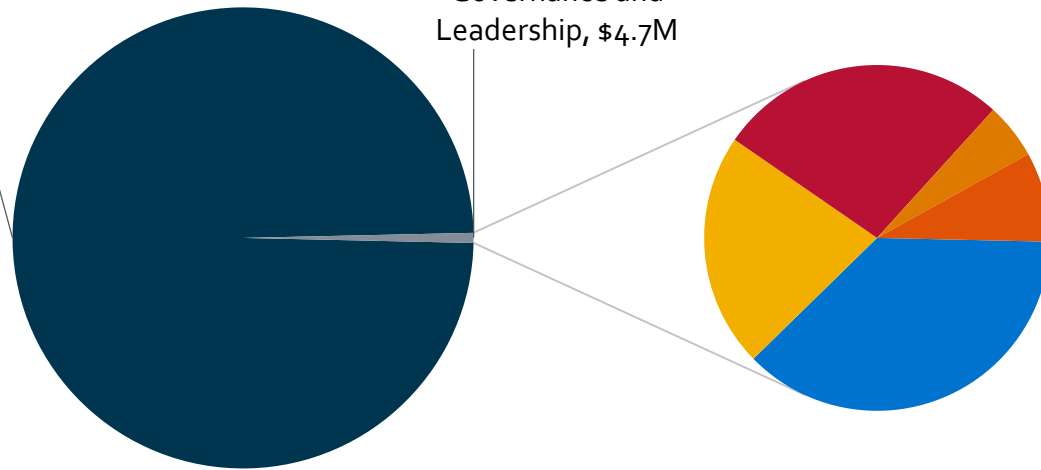
# Governance & Leadership

## Expenditure budget

2024 Total expenditure budget breakdown

2024 total expenditure budget, \$560.9M

Governance and Leadership, \$4.7M



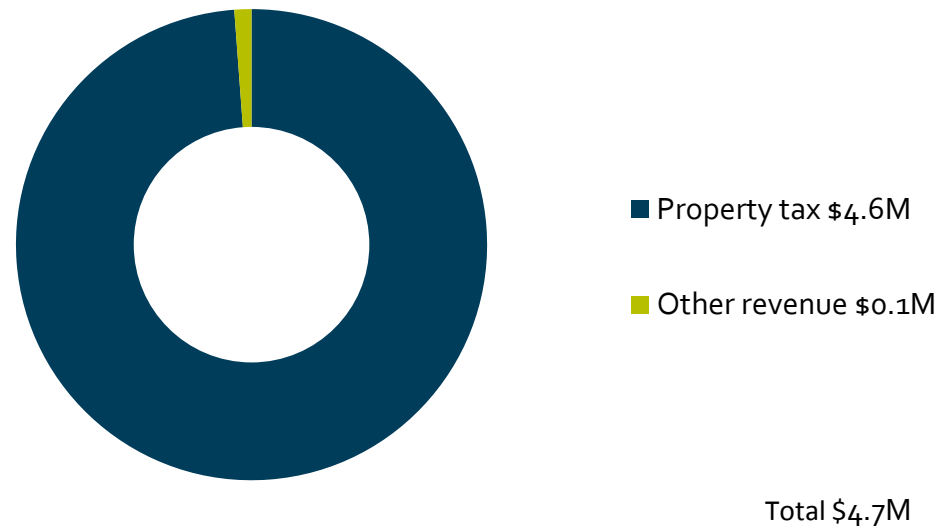
- City Manager \$1.8M
- Council \$1M
- Legislative Service \$1.3M
- Mayor \$0.2M
- Records & Information \$0.4M

Note: Totals may not add due to rounding

# Governance & Leadership

## Budget overview

Funding strategy



Note: Totals may not add due to rounding

# Governance & Leadership

## Budget overview

### Annualization of previously approved budget requests

2023 Revised budget	\$4.457 M
2022 & 2023 Adjustments	\$0.084 M
2024 Starting budget	\$4.541 M

► Drivers for change:

- Removal of 2023 one-time budgets
- Removal of 2023 carryover budgets
- Annualization of 2022 & 2023 operating requests

# Governance & Leadership

## Budget overview

### 2024 Recommended budget

2024 Starting budget	\$4.541 M
Maintaining current service level	\$0.212 M
	\$4.753 M
Enhancing service level	(\$0.043) M
	\$4.710 M

▶ Drivers for change:

- Executive Office Enhancements
- Increased support for management of records, information & privacy





# Governance & Leadership

## Operating requests





# Enabling Services

## Service budget overview

# Enabling Services

- ▶ Administration
- ▶ Building Services
- ▶ Communications
- ▶ Debt and Other
- ▶ Financial Services
- ▶ Fleet Services
- ▶ Human Resources
- ▶ Internal Construction Delivery
- ▶ Legislated Services
- ▶ Real Estate
- ▶ Risk Management
- ▶ Senior Leadership
- ▶ Strategy & Performance
- ▶ Information & Technology Services

# Enabling Services – Key Accomplishments

## ▶ Key accomplishments

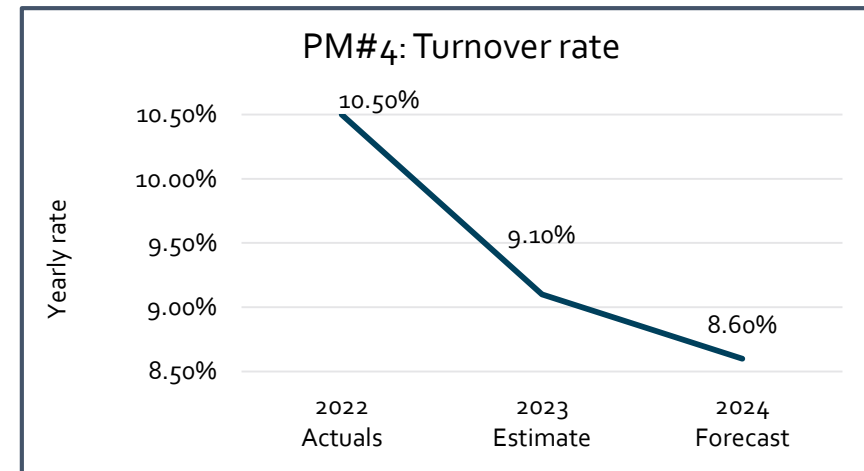
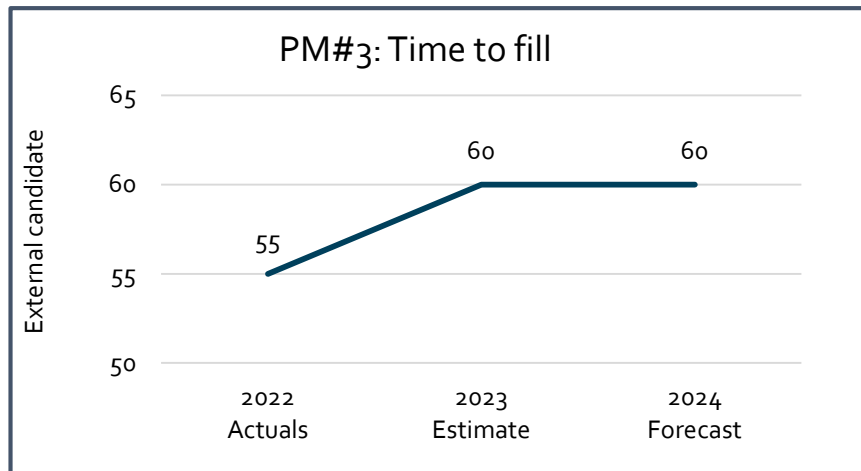
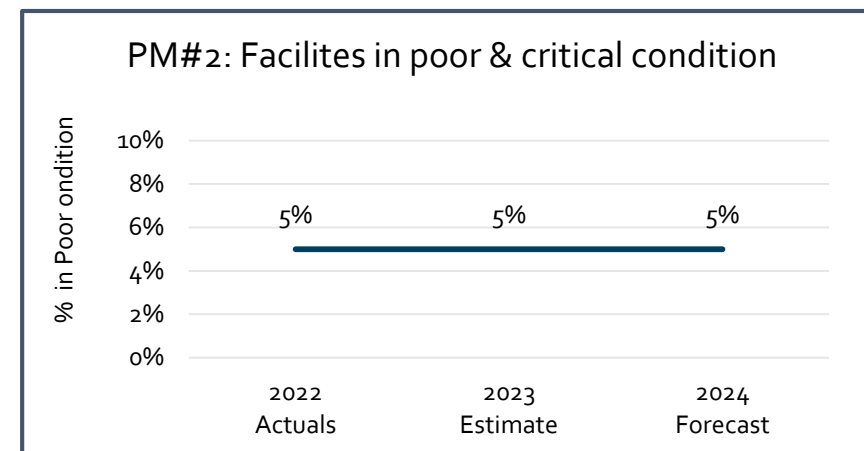
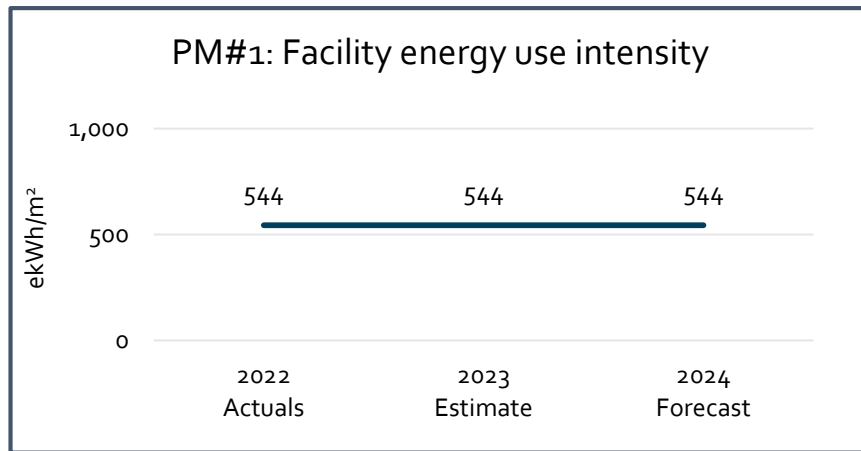
- Implementation of Service Based Budgeting
- Expanded use of Chatbots for increased efficiency and service levels
- 2023 GFOA Budget Award Recipient
- Public reporting dashboards on community priorities and major plans
- 2023 IABC Gold Quill Award Recipient for Communications Excellence
- Supported numerous functions at the Emergency Operations Centre during a significant month-long activation
- Approval to move the Building a Stronger Kelowna initiative forward
- Acquisition of DCC Park properties in excess of \$28M
- Submitted application for 68 affordable housing units on city land via Provincially led Community Housing Fund
- Coordinated implementation of an innovative housing model (Tiny Home village) on City lands

# Enabling Services – Continuous Improvement

## ▶ Continuous improvement

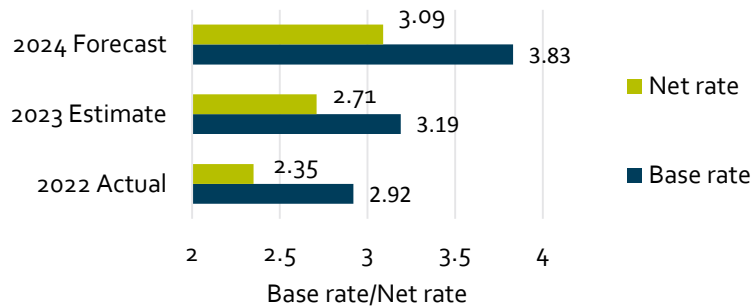
- Continued development of KPIs & focus on benchmarking
- Implementation of multi-year budgeting in operating & capital
- Formalize process & strategy for budget redeployment
- Enhanced quarterly financial reporting for internal use
- More rigorous fee review
- Aligning asset renewal and energy management for capital planning
- Advocate for development of purpose-built Complex Needs facility on city lands
- Identify site for the delivery of a new purpose-built shelter in conjunction with BC Housing
- Develop and implement strategy to deliver additional market and non-market housing units on City lands with support from the federal government's Housing Accelerator Fund
- Continue to pursue effective and collaborative procurement strategies for delivering capital projects to ensure the best value for the City

# Enabling Services Performance Measures

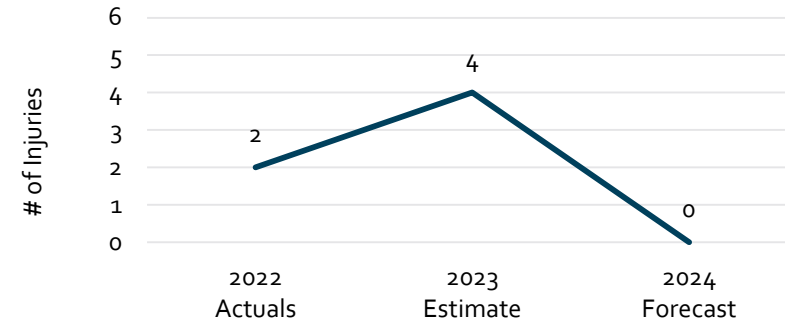


# Enabling Services Performance Measures

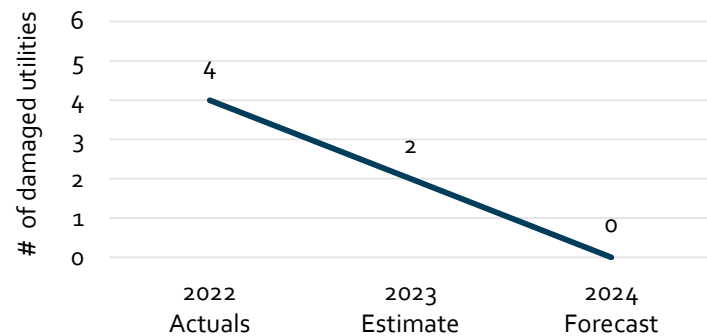
PM#5 WorkSafeBC experience rating



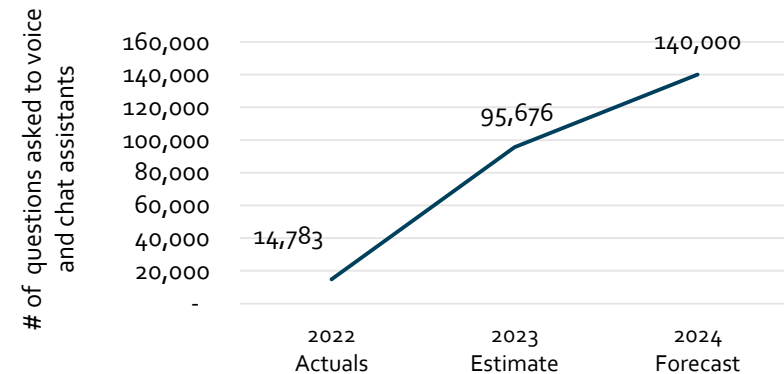
PM#6: Workplace Injuries



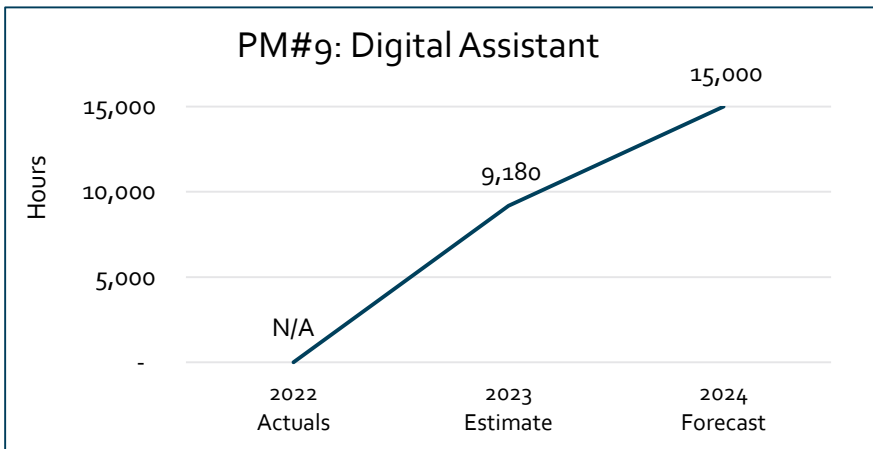
PM#7: Existing utility damage



PM#8: Digital assistant



# Enabling Services Performance Measures



PM#10: Communication Channels

	2020	2021	2022	2023 YTD
<i>\$ thousands</i>				
Website Sessions	3,194	2,716	3,723	4,291
Total Social Media Followers	80	89	96	120
Email Subscribers	44	61	64	98
Get Involved Registered users	2	4	8	10
<b>Total</b>	<b>3,320</b>	<b>2,869</b>	<b>3,892</b>	<b>4,519</b>



# Enabling Services % of total Budget

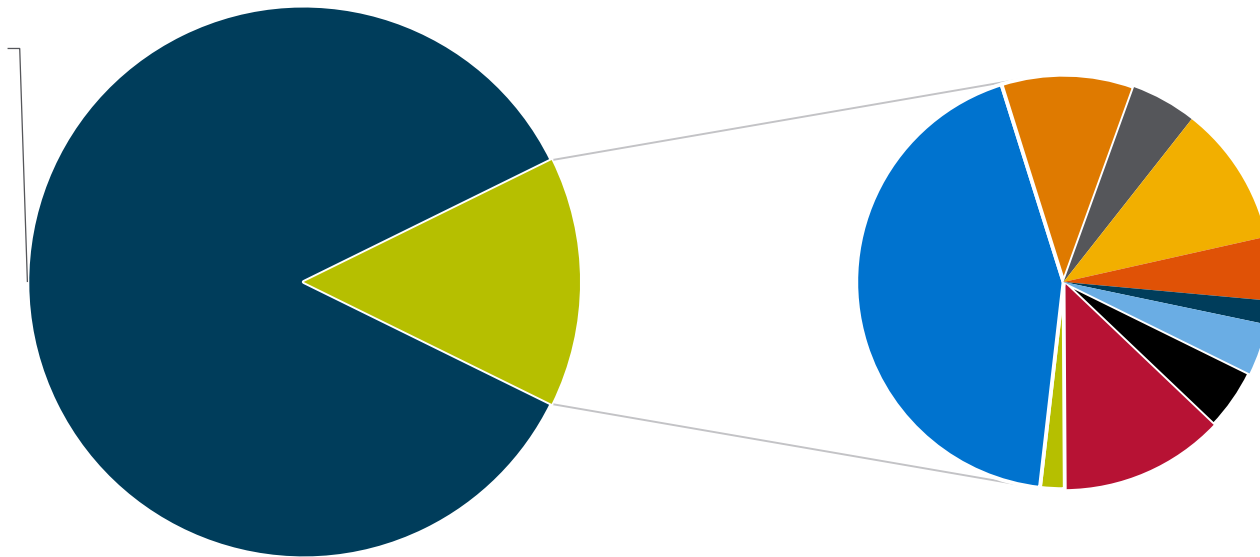


# Enabling Services Expenditure budget

## 2024 Total Expenditure Budget Breakdown

2024 Total Expenditure  
Budget, \$560.9M

Enabling Services, \$95.5M



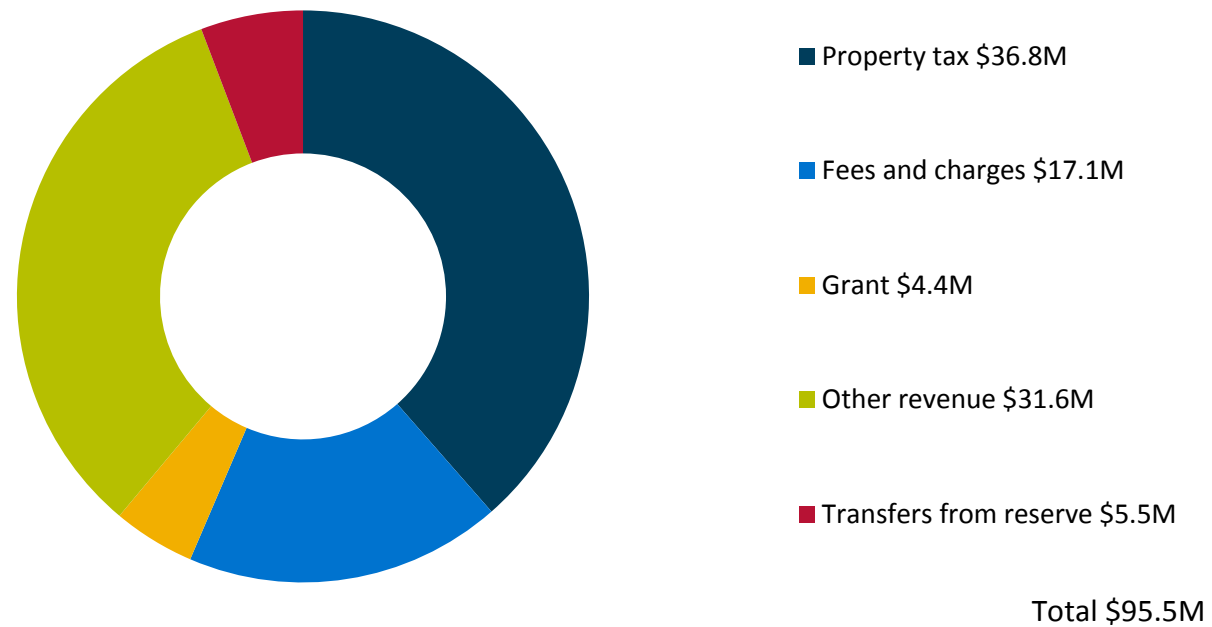
- Administration \$4.6M
- Building Services \$12.2M
- Communications \$1.8M
- Financial Services \$41.4M
- Fleet Services \$9.9M
- Human Resources \$4.9M
- Information & Technology Services \$10.4M
- Risk Management \$4.7M
- Senior Leadership \$1.8M
- Other \$3.8M

Note: Totals may not add due to rounding

# Enabling Services

## Budget overview

### Funding strategy



Note: Totals may not add due to rounding

# Enabling Services

## Budget overview

### Annualization of previously approved budget requests

2023 Revised budget	\$92.482 M
2022 & 2023 Adjustments	(\$1.898) M
2024 Starting budget	\$90.584 M

► Drivers for change:

- Removal of 2023 one-time budgets
- Removal of 2023 carryover budgets
- Annualization of 2022 & 2023 operating requests

# Enabling Services

## Budget overview

### 2024 Recommended budget

2024 Starting budget	\$90.584 M
Maintaining current service level	\$4.309 M
	\$94.893 M
Enhancing service level	\$0.618 M
	\$95.511 M

#### ► Drivers for change:

- Enhanced investment in digital strategies, cyber security, Artificial Intelligence and legacy application replacements
- Security contract enhancement
- Increases for building maintenance to better meet preventative maintenance objectives
- Creation of the Centre for Excellence in partnership with UBCO
- Diversity, Equity & Inclusion action plan implementation



# Enabling Services

## Operating requests