



City of  
**Kelowna**

# Council priorities 2023 - 2026

Progress report

# Agenda

- ▶ Overview of Council priority actions
- ▶ Next progress report in March 2024

# Crime & Safety



## Council Priority Actions

1. Strategy to address property crime; including break and enters and theft
2. Provide local Business Improvement Areas support for urban center safety issues (e.g. 'Red Shirts' program)
3. Establish a safety task force with stakeholders
4. Partner with Provincial ministries responsible for mental health and problematic substance use on initiatives (i.e. Community Safety Plan) that improve local conditions

## How we measure progress on the priority


- Business break and enters and thefts are decreasing (reported # of property crime)
- Resident sense of safety in our community is increasing (% residents that feels safe).
- Public safety resources are increasing (e.g. police, bylaw and fire)

## The results we want to see

- # or % of residents who feel safe in Kelowna increases.
- Decrease in business break and enters and thefts.
- Public safety resources keep pace with community growth (e.g. police, bylaw and fire).

# Crime & Safety

- ▶ 1% Community Safety Levy
- ▶ Advocacy on repeat property and violent offenders
- ▶ Mayor's Taskforce on Crime Reduction



# Affordable Housing

## Council Priority Actions


1. Acquire city owned land to build affordable housing
2. Increase number of rental units with below market rents
3. Partner on the creation of a low-cost affordable housing pilot project

## How we measure progress on the priority

- The City has a sufficient supply of each housing type (# new housing units by type such as affordable housing)
- Market rental is more affordable (the proportion spending more than 30% to go down compared to previous term)
- Home ownership is more affordable (ratio of median income and median sale price, potentially by housing type)


## The results we want to see

- Residents have improved access to affordable housing whether they rent or own.
- The city has an improved housing supply that meets the social and economic needs of the community.
- An increase in the supply of affordable housing options for people with low to moderate incomes.



# Affordable Housing

- ▶ \$1.5 M surplus allocated to land acquisition
- ▶ Housing Needs Assessment completed
- ▶ 68 new affordable housing units opened



# Homelessness

## Council Priority Actions

1. Advocate for additional Complex Care Centre (e.g. Red Fish Healing Center)
2. Explore partnership opportunities for alternative forms of sheltering
3. Advocate for purpose-built permanent shelter with 'wrap-around' supports and graduated housing options
4. Develop an emergency winter shelter program

## How we measure progress on the priority

- # of complex care units Interior Health adds to our community
- Progress towards Housing Needs Assessment (HNA) non-market housing targets (measured to be developed through HNA)

## The Results We Want to See

- A decrease in the number of people living on our streets who have mental health and/or addictions from the previous term.
- Reduce the impacts of social issues stemming from lack of support for people experiencing poverty, problematic substance use and untreated mental health conditions on the community.

# Homelessness

- ▶ 8 new complex care beds operating with 12 more beds in-stream
- ▶ Offered the Province a municipal land contribution for an additional purpose-built complex care facility
- ▶ Offered a land contribution to support future transitional housing options
- ▶ Advocacy on complex care, mental health & substance use and treatment, and housing
- ▶ City to assume role of backbone organization for Journey Home Strategy





# Transportation

## Council Priority Actions

1. Explore alternative modes of transportation between UBCO/YLW and downtown.
2. Improve transit service including expanding the transit pass program.
3. Improve traffic flow and capacity on major road networks (e.g. Lakeshore Road)
4. Complete the functional design of the Hwy 33 multi-modal traffic corridor
5. Enhance traffic safety presence

## How we measure progress on the priority

- Transit ridership (Transportation Master Plan target)
- Mode Share (Transportation Master Plan target)
- Improved travel choices (Number of trips by walking, biking, transit, rideshare)
- Optimize travel times (Reliable travel times between the five urban hubs)
- Monitor goods movement times (Average goods movement time)
- Promote inclusive transportation (% of low-income residents close to frequent transit and active transportation corridors)
- Central Okanagan Region's Transit Service Guidelines (frequency, service span targets, and performance by route)
- Traffic safety is increasing (Traffic related injuries and fatalities per capita)

## The results we want to see

- Capacity and traffic flow is enhanced on major road corridors
- More trips by alternative transportation modes (e.g. transit, rideshare, biking, walking)
- Traffic safety management is increasing (e.g. speed control)



# Transportation

- ▶ Highway 33 functional design planning
- ▶ Transit operations centre planning
- ▶ Advocacy for permanent, consistent and predictable infrastructure funding
- ▶ Commonwealth Road planning
- ▶ Transit service hours are at the highest level ever





# Agriculture

## Council Priority Actions

1. Facilitate the creation of a permanent home for the farmer's market
2. Review the Agriculture Plan with respect to secondary uses
3. Expand Enforcement/Bylaw Officers

## How we measure progress on the priority

- Farmland is used for permitted farm uses (Number of non-farm use contraventions closed off during Council term)
- Protect agricultural land (# acres excluded from Agricultural Land Reserve, with the exception of those that are planned in OCP 2040; # properties rezoned from agricultural to a non-agricultural zone outside of OCP future land use)
- % of farmland that is being actively farmed in being maintained or is increasing (% of agriculture land that is actively farmed)

## The results we want to see

- Increased engagement and support for the agricultural industry as an integral part of our healthy food system, economy and culture.

# Agriculture

- ▶ New home for Kelowna Famers' market
- ▶ Agricultural Advisory Committee
- ▶ Bylaw update to rules for housing in the Agricultural Land Reserve



# Climate & Environment

## Council Priority Actions

1. Include 'Climate Lens' in decision making to assess mitigation and adaptation
2. Increase urban tree canopy (e.g. tree-lined medians)
3. Pilot energy concierge program to enable retrofits in buildings

## How we measure progress on the priority

- Community and corporate GHG emissions are decreasing (e.g. GHG emissions by theme such as buildings, transportation; residential energy use per capita; fuel use data; corporate energy intensity)
- Protect tree canopy (progress on tree canopy cover targets established for each Growth district through the Urban Forest Strategy update)
- Protection of environmentally sensitive land (measure to be confirmed)

## The results we want to see

- Reduce corporate and community greenhouse gas (GHG) emissions (e.g. energy efficient buildings, zero-emission vehicles and charging infrastructure, urban focused growth, alternative transportation modes, renewable energy)
- Protect and restore natural areas (e.g. Okanagan Lake, urban forest, wetlands)
- Include a Climate Lens in City decision making, ensuring we always consider climate impacts
- Enhanced climate emergency planning and response programs (e.g. flooding, wildfires, extreme heat and a changing water supply)



# Climate & Environment


- ▶ Climate Action and Resilience Strategy
- ▶ Energy concierge program for retrofits
- ▶ Over 1,000 trees planted



# Progress Reports

Scroll through the reporting sites below to learn a little bit more about some of our priorities and the progress we are making on them.

Evaluating the effectiveness of our programs, services and processes helps to support continual improvement and positive outcomes that best serve our citizens and city. Performance measures are tied directly to corporate goals and results are reported publicly to ensure transparency and accountability.



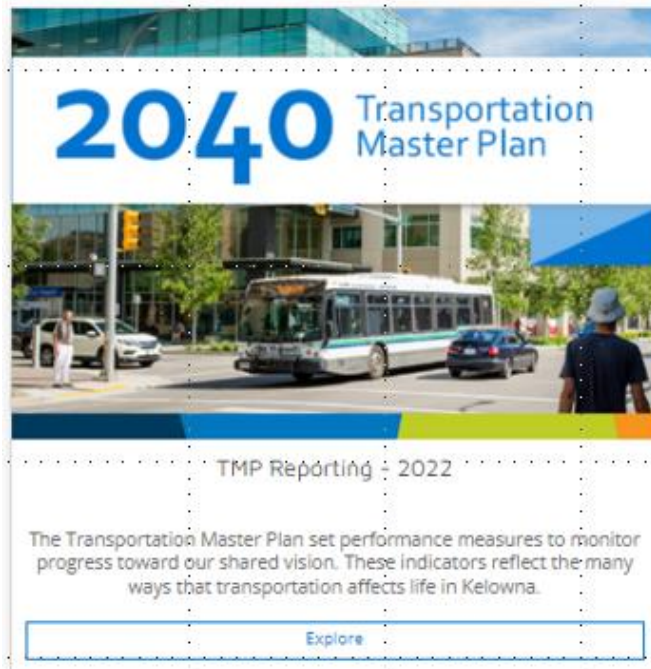
**2040** Official Community Plan

Reporting our progress

OCP Reporting - 2022

As the Official Community Plan is implemented, it is important that we monitor our progress to make sure we keep moving toward our shared vision of the Plan.

[Explore](#)



**2040** Transportation Master Plan

TMP Reporting - 2022

The Transportation Master Plan set performance measures to monitor progress toward our shared vision. These indicators reflect the many ways that transportation affects life in Kelowna.

[Explore](#)

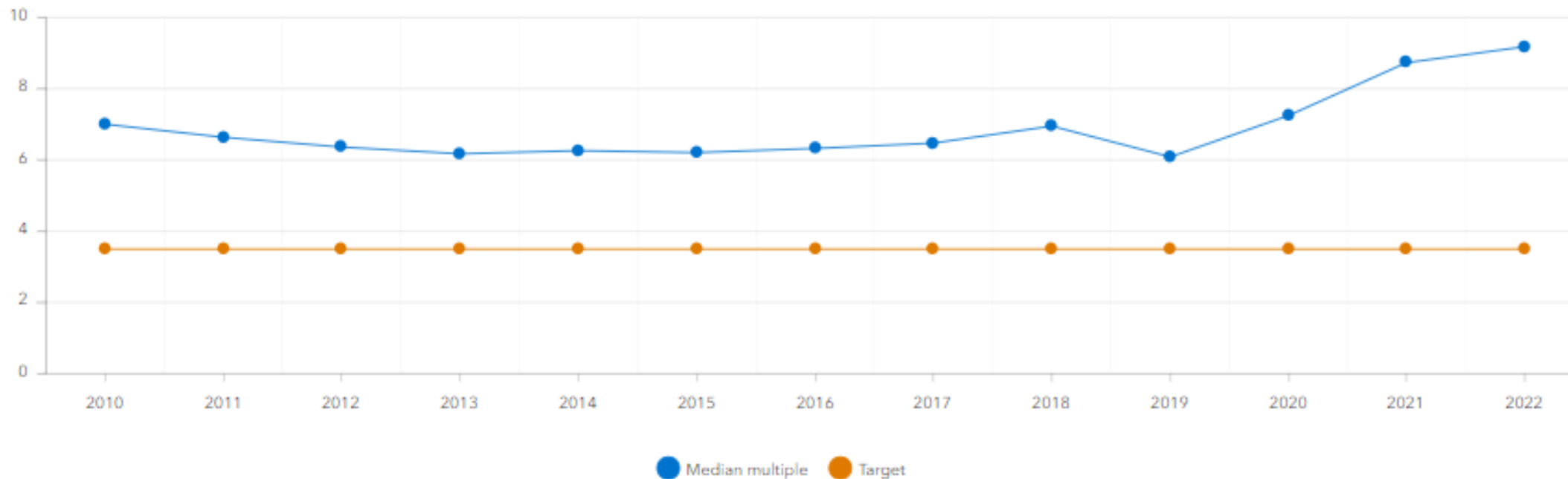


City of Kelowna

**2022**  
Progress on Results

Imagine Kelowna:  
vision into action

# Median multiple



Data: Environics, based on National Household Survey (median household income (current year))

MEDIAN MULTIPLE

RENTAL AFFORDABILITY

+ Why is this important?

+ How are we doing?

+ What are we doing?





*Questions?*

For more information, visit [kelowna.ca](http://kelowna.ca).