

A decorative graphic on the left side of the page consisting of several overlapping triangles. A large dark blue triangle points to the right, partially overlapping a smaller light green triangle. To the right of the light green triangle is a larger light green triangle pointing upwards, which contains three smaller blue triangles pointing downwards, stacked vertically.

2022

FINANCIAL PLAN
Carryover volume

March 21, 2022
Council Chambers

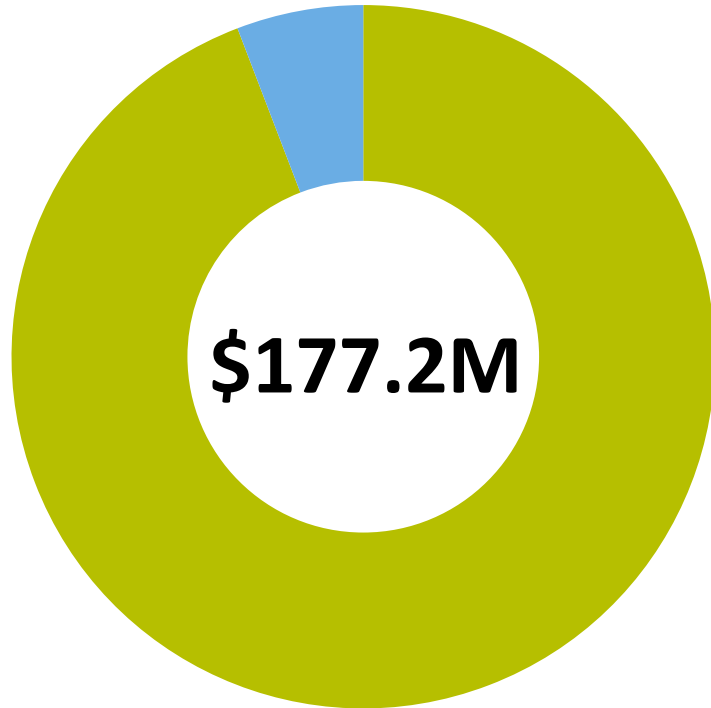
#kelownabudget
kelowna.ca/budget





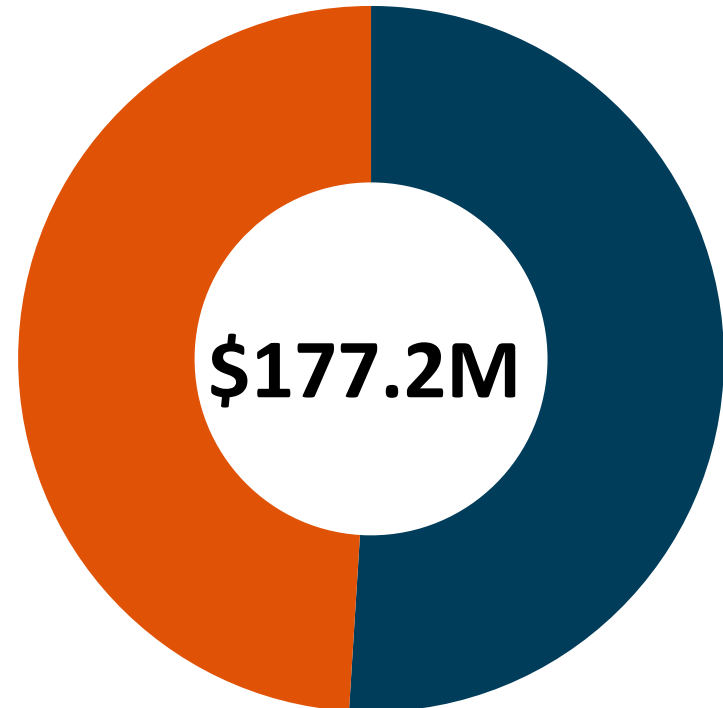
Carryover value overview

By request type



■ Capital \$166.9M ■ Operating \$10.3M

By funding source



■ Utility \$90.4M ■ General \$86.8M

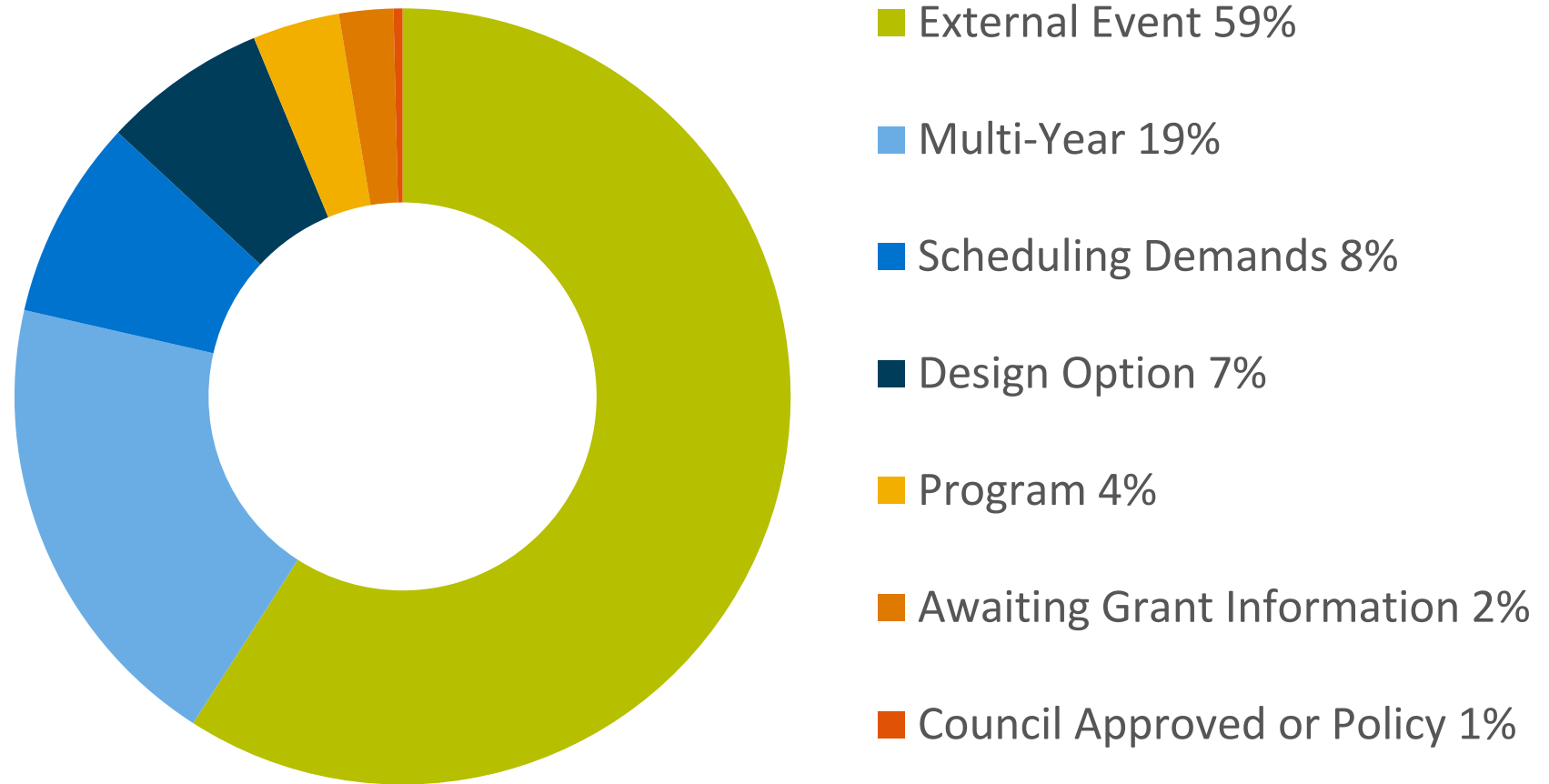


Carryover request three-year comparison

	2022	2021	2020
Total Carryover	\$177M	\$173M	\$126M
Operating	\$10M = 6%	\$8M = 5%	\$7M = 6%
Capital	\$167M = 94%	\$165M = 95%	\$119M = 94%
General Fund	\$87M = 49%	\$73M = 42%	\$71M = 56%
Utility Funds	\$90M = 51%	\$100M = 58%	\$55M = 44%



Carryover value by reason type



Total \$177.2M



Large operating carryovers

- ▶ Strengthening Communities Grant Funding – \$2.1M
- ▶ Event Support Policy – \$449k
- ▶ Area Based Water Management Plan – \$403K





Large capital carryovers

- ▶ Soaring Beyond 2.5 Million Passengers AIF Program – \$72.4M
- ▶ South Perimeter 1 DCC (Gordon Dr – Stewart 1), Road – \$7.5M
- ▶ Central Green – Pedestrian Overpass – \$5.3M





Questions?

For more information, visit
kelowna.ca/budget