



Management and Operations of Municipal Boating Facilities

February 7, 2022





Cook Road Launch




Cook Road Launch



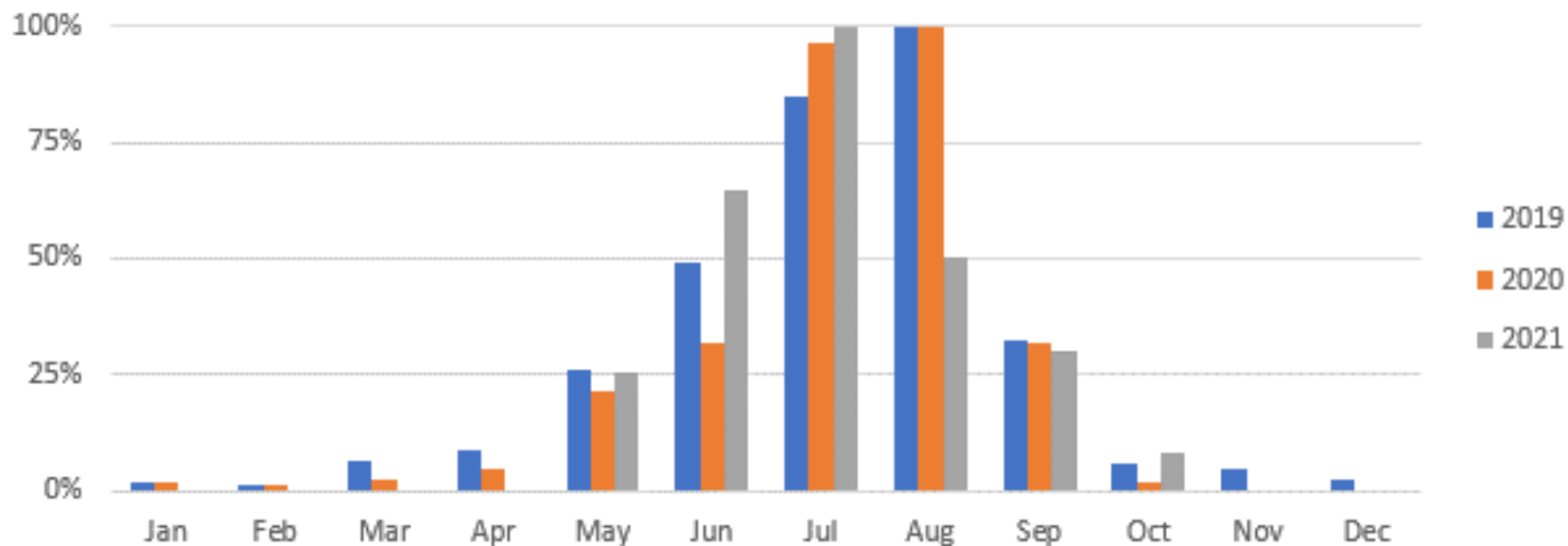
Water Street Launch



Sutherland Bay Launch

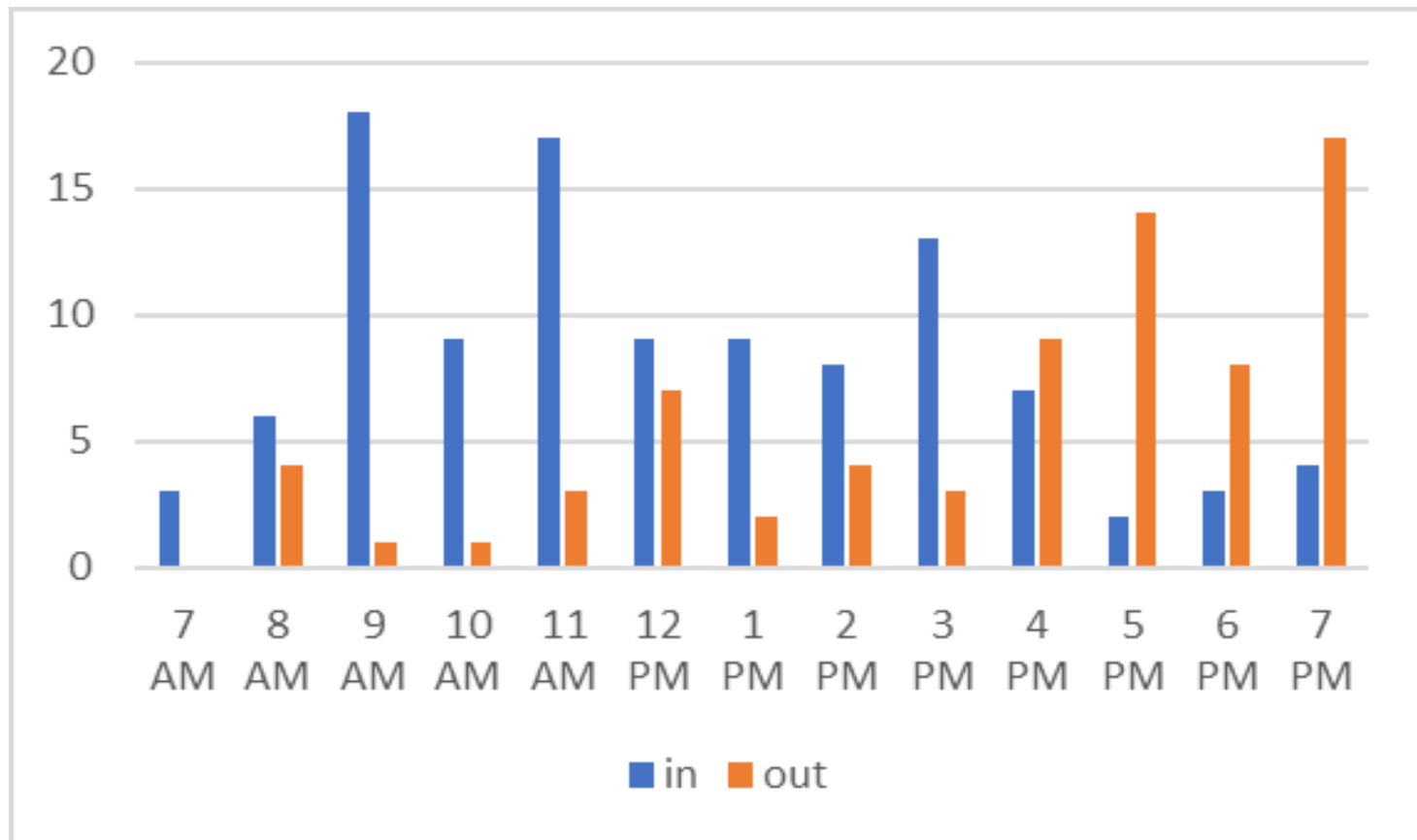


Estimated Monthly Demand



Demand for parking of boat trailers at Cook Rd (2019-2021.)

Peak Hours



Typical weekend launch use by hour (Water Street, July 10th 2021.)

Estimated Annual Demand

	Cook Road	Water Street	Sutherland Bay
Annual Demand	15,000 – 20,000	10,000 – 15,000	2,000 – 4,000
# of Launches Observed at Peak Hour	25	23	10

Annual Maintenance Expense

Year	Expenses
2017	\$133,680
2018	\$99,655
2019	\$234,918
2020	\$196,840
2021	\$181,498



Capital Improvements

Location	Description	Estm. Budget Amount	Sub-total
Water Street	Wooden Floating Docks	\$350,000	\$650,000
	Ramp Improvements	\$300,000	
Cook Rd	Wooden Floating Docks	\$250,000	\$500,000
	Ramp Improvements	\$250,000	
Total Estimated Capital Budget			\$1,150,000



MEET US AT THE DOCK

Just show up to the dock, we'll have your boat in the water fully ready to go



NO BOATING LICENCE REQUIRED



Starting at
\$299
for ½ day
9am – 1pm
Rental Only

Will drop off and pick up anywhere in the Central Okanagan!

Types of Companies	Estimated #
Valet	2
Dryland Boat Rental	10
Dryland Boat Club	3

Estimated 25% of launch usage

Business Use of Public Amenities

- ▶ Public Boat Launch only used by specific users
- ▶ Use aligns with a cost recovery model
- ▶ Business use of public amenities, as in parks, requires permits and fees



Next Steps

February
/ March

Staff to present
program for
commercial operators

Early
Summer

Consultant's
operational review
and assessment of
municipal launches to
be presented to
Council



Principle 3 Capitalize on Opportunities *"The City has the resources and flexibility to lead innovative solutions, capitalize on opportunities and respond with agility to emerging issues."*
City of Kelowna Land Strategy 2018

City of **Kelowna**



Questions?

For more information, visit kelowna.ca.