

# CLIMATE ACTION REVENUE INCENTIVE PROGRAM

Progress on greenhouse gas reduction, 2015/2016



# PROVINCIAL CLIMATE ACTION CHARTER

- ▶ Kelowna signed in 2007
- ▶ Commits municipalities to:
  - ▶ Being carbon neutral in corporate operations;
  - ▶ Measure and report GHG emissions;
  - ▶ Create complete, compact and energy efficient communities.
- ▶ Signatories eligible for the annual CARIP grant.



**BC CLIMATE ACTION  
COMMUNITY 2014**

## WHAT IS CARIP?



- ▶ **C**limate **A**ction **R**evue **I**ncentive **P**rogram;
- ▶ A grant equal to 100% of the carbon taxes paid directly by a municipality;
- ▶ This year applying for \$228,466;
- ▶ Grant placed in City's R011- Energy Management Rebate fund

*To be eligible must make public and submit the CARIP Report to the Province by June 1.*





# CLIMATE ACTION PLANS



# COMMUNITY ACTION HIGHLIGHTS 2015

## 1. Broad Planning

- Urban Centres Roadmap
- Regional Strategic Transportation Plan Phase 1

## 2. Building and Lighting

- Promoted FortisBC free energy assessments for businesses

## 3. Transportation

- 2,340 m of sidewalk, 2,060 m of bike lanes, 900 m of cycle tracks and 620 m of shared use paths
- Phase 1 Transit Prioritization Framework
- Clean Air and Safe Routes 4 School at two elementary schools.



## COMMUNITY ACTION HIGHLIGHTS 2015

### 4. Greenspace / Natural Resource

- 8,000 seedlings and 200 large caliper trees
- In partnership, realigned 500 meter of Mission Creek dike

### 5. Solid Waste

- Routeware program sent 2,380 letters to educate City residents
- Hosted 4 Reuse events, 2 truck sales and 2 repair cafes

### 6. Water and Wastewater

- Temporary water use restrictions reduced consumption by 20%.



# COMMUNITY ACTION HIGHLIGHTS 2016

## 1. Broad Planning


- Healthy City Strategy - Community for All Ages
- Infill Challenge

## 2. Building and Lighting

- Promotion FortisBC energy conservation programs

## 3. Transportation

- Pedestrian and Bicycle Master Plan
- 800m of sidewalk, 2,200m of bike lanes, 2,800m of buffered bike lanes and 1,100m of cycle tracks
- 2 electric vehicle charging stations
- IH Employee Transit Pass.





## COMMUNITY ACTION HIGHLIGHTS 2016

### 4. Greenspace / Natural Resource

- 500 trees sold through Neighbourwoods
- Tree Protection Policy
- In partnership, restore habitat in expanded Mission Creek floodplain

### 5. Solid Waste

- Solid Waste Management Plan Update
- Offer 4 reuse events

### 6. Water and Wastewater

- Bylaw for permanent water use restrictions and stage 4 drought response plan.





# CORPORATE ACTION HIGHLIGHTS 2015

## 1. Buildings

- Rutland Arena Boiler Upgrade - 996 GJ/year savings (50 tonnes CO<sub>2</sub>)

## 2. Fleet

- Expansion of the GPS Program
- Continued use of 20% bio-diesel

## 3. WWTF

- Continued monitoring of power and gas usage to identify operational savings

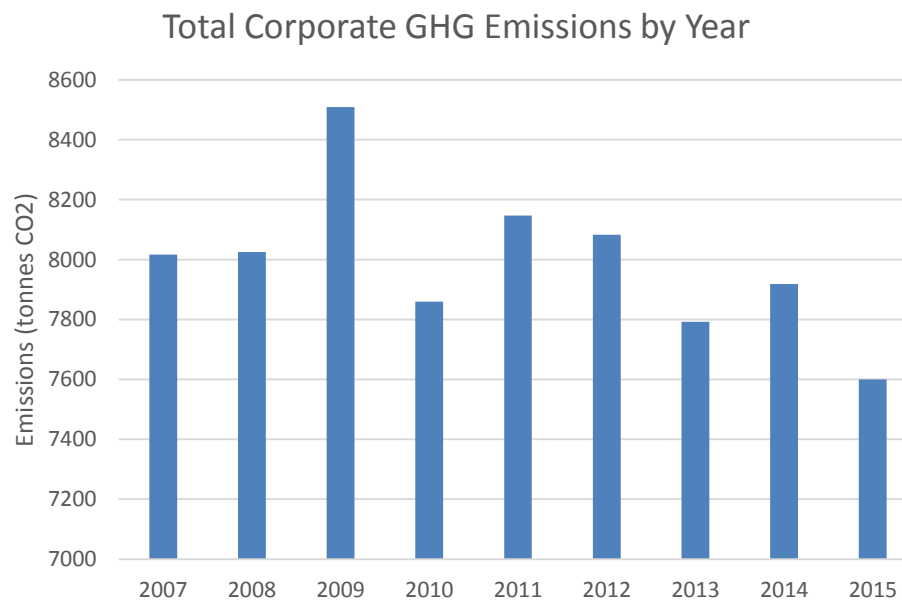
## 4. Solid Waste

- Construction of Landfill Gas to Pipeline project



# 2015 CORPORATE EMISSIONS

Year	GHG (tonnes CO <sub>2</sub> )
2007	8,017
2015	7,600
(5%) Reduction	



*Note: 2015 reported CARIP emissions are 6,085 tonnes CO<sub>2</sub> as they don't include Police Services, Airport, Solid Waste emissions*

# CORPORATE ACTION HIGHLIGHTS 2016

## 1. Buildings and Lighting

- Rutland Arena Heat Recovery Project - 2460 GJ/year savings (122 tonnes CO<sub>2</sub>)
- LED Street Light Business Case Evaluation

## 2. Fleet

- Addition of 1 Electric Vehicle and 9 Hybrid Vehicles
- Continued use of 20% bio-diesel

## 3. WWTF

- Upgrade of Exterior Lighting to LED
- Air Compressor Optimization Study

## 4. Airport

- Conversion of Parking Lot Lighting to LED - 117,000 kWh/yr savings (\$7,600/yr)

QUESTIONS?