

**CITY OF KELOWNA**  
**BYLAW NO. 11850**  
**TA18-0009 – Section 8 Parking & Loading**

---

A bylaw to amend the "City of Kelowna Zoning Bylaw No. 8000".

The Municipal Council of the City of Kelowna, in open meeting assembled, enacts as follows:

1. THAT **Section 2 – Interpretation, 2.3.3 General Definitions** be amended by:

a) Adding a new definition for "**CAR-SHARE ORGANIZATION**" in it's appropriate location that reads:

"**CAR-SHARE ORGANIZATION** means operations that allow members of the public to book **vehicles** on a short-term as-needed basis, paying only for the time they use the **vehicle** and the distance they drive. The operators are responsible for maintenance, insurance and **vehicle** booking through an online application."

b) Adding a new definition for "**CAR-SHARE VEHICLE (CLASSIC)**" in it's appropriate location that reads:

"**CAR-SHARE VEHICLE (CLASSIC)** means a **vehicle** owned or leased by a car-share organization where the **vehicle** is returned to the same location at the end of every booking to a shared-vehicle parking area."

c) Adding a new definition for "**CAR-SHARE VEHICLE (ONE-WAY)**" in it's appropriate location that reads:

"**CAR-SHARE VEHICLE (ONE-WAY)** means a **vehicle** owned or leased by a **car-share organization** that has no fixed or dedicated parking space."

d) Adding a new definition for "**CAR-SHARE VEHICLE PARKING SPACE**" in it's appropriate location that reads:

"**CAR-SHARE VEHICLE PARKING SPACE** means a parking space reserved for the exclusive use of a classic or one-way car share **vehicle**."

e) Adding a new definition for "**SHORT-TERM BICYCLE PARKING**" in it's appropriate location that reads:

"**SHORT-TERM BICYCLE PARKING** means bicycle parking that is provided for patrons, customers, and visitors of a **development** in a manner that is convenient and readily accessible for bicycles to park. Short-term parking of bicycles should serve the main entrance of a **building** and should be visible to pedestrians and bicyclists."

- f) Adding a new definition for “**LONG-TERM BICYCLE PARKING**” in it’s appropriate location that reads:
- “**LONG-TERM BICYCLE PARKING** means bicycle parking that is specifically provided and equipped for residents, students, employees, and others who generally stay at a site for several hours. The parking provided shall be easy to access for a range of users, secure for long periods of time and provide shelter from weather.”
- g) Adding a new definition for “**END-OF-TRIP FACILITIES**” in it’s appropriate location that reads:
- “**END-OF-TRIP FACILITIES** means the suite of complementary common facilities such as clothing lockers, change room, washroom, shower access, bike repair space, and bike wash stations that are necessary to support cyclists, joggers, walkers and other active commuters where these amenities are needed at the end of their trip.”
- h) Adding a new definition for “**LOCK-OFF UNIT**” in it’s appropriate location that reads:
- “**LOCK-OFF UNIT** means a smaller dwelling unit within a larger principal dwelling unit, which must have separate external access to a shared common hallway and shared internal access, and which can be locked off from the larger dwelling unit, but does not include a secondary suite.”;
- i) Adding a new definition for “**TOWNHOUSE**” in it’s appropriate location that reads:
- “**TOWNHOUSE** means any development with three or more **dwelling** units, with each dwelling unit having a direct entrance at grade. Townhouse definition includes row housing and stacked row housing.”;
2. AND THAT City of Kelowna Zoning Bylaw No. 8000, **Section 8 – Parking and Loading** be deleted in its entirety and replaced with a new **Section 8 – Parking and Loading** as attached to and forming part of this bylaw.
3. AND THAT City of Kelowna Zoning Bylaw No. 8000, **Section 9 - Specific Use Regulations 9.5 Secondary Suite and Carriage House** 9.5a.10 be deleted in its entirety that reads:
- “9.5a.10 Secondary suite parking:
- i. shall be designated as being solely for the use of the **secondary suite**;
  - ii. shall be accessed from a lane in circumstances where a rear or a side lane abuts the property;
  - iii. shall be surfaced with permanent surface of asphalt, concrete or similar hard surfaced material.
  - iv. shall be accessed from any driveway existing at the time the **secondary suite** use commences in circumstances where no rear or side lane abuts the property;
  - v. can be located in the driveway and in tandem with the single detached **dwelling** parking as long as two additional off-street parking spaces are provided for the principal **dwelling**.”

4. This bylaw shall come into full force and effect and is binding on all persons as and from the date of adoption.

Read a first time by the Municipal Council this 7<sup>th</sup> day of October, 2019.

Considered at a Public Hearing on the 22<sup>nd</sup> day of October, 2019.

Read a second and third time by the Municipal Council this 22<sup>nd</sup> day of October, 2019.

Approved under the Transportation Act this 4<sup>th</sup> day of November, 2019.

\_\_\_\_\_  
Robyn M. Clifford  
(Approving Officer-Ministry of Transportation)

Adopted by the Municipal Council of the City of Kelowna this

\_\_\_\_\_  
Mayor

\_\_\_\_\_  
City Clerk

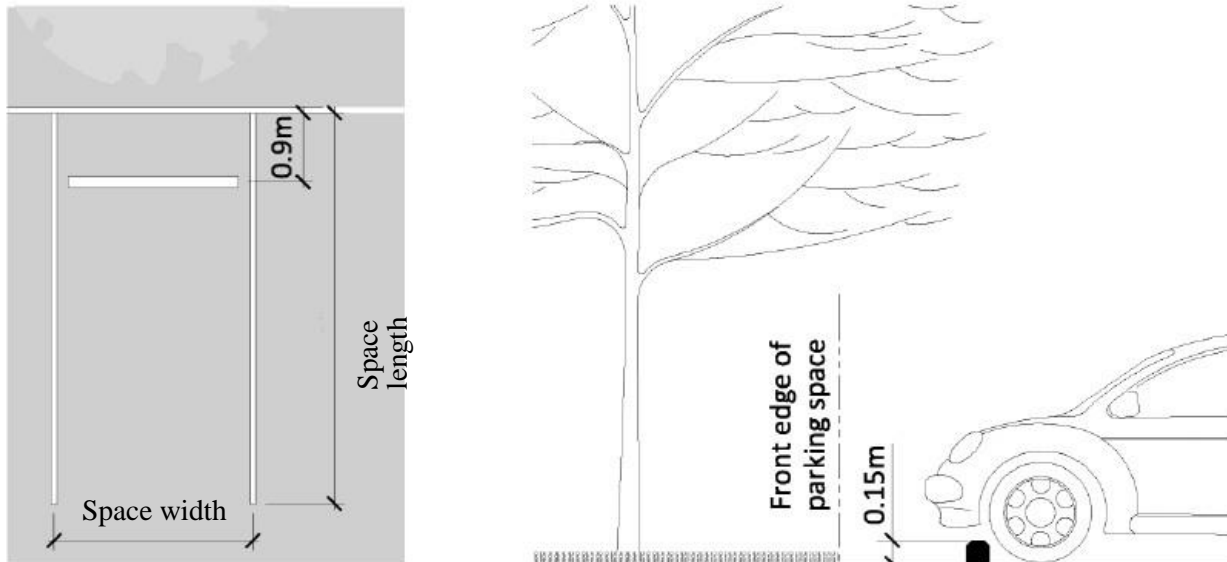
## Section 8 – Parking and Loading

### 8.1 General Provisions and Development Standards

- 8.1.1 Where provision of off-street parking or **loading spaces** is required by this Bylaw, a plan of the proposed **site** layout and landscape plan shall be included with the **development permit application** or **building permit**, as the case may be. The plans must be included with the **building permit application**. The **site** plan must be drawn to scale and must clearly illustrate the **lot** size and configuration, **building** locations, **parking spaces**, **loading spaces**, on-site circulation, access driveways, **landscaping**, **fences**, and any other details relevant to the review of the **development** proposal.
- 8.1.2 Off-street **parking spaces** shall not be credited as off-street **loading spaces** or vice versa.
- 8.1.3 In lieu of providing the required number of off-street vehicular where the **City** owns and operates a parking facility within **urban centres**, a property **owner** within an **urban centre** may pay to the **City** a sum of money equal to the number of **parking spaces** not provided multiplied by the applicable cash-in-lieu amount as determined from time to time by **Council**. The sum of money will be deposited in the parking facilities reserve fund for disposition as directed by **Council**. Cash-in-lieu is not permitted where compliance with Ministry of Transportation & Infrastructure (MOTI) standards is required.
- 8.1.4 Every off-street parking or loading area (including every access road to such areas) required by this Bylaw to accommodate three (3) or more **vehicles**:
- shall have a durable, dust-free hard surface of concrete, asphalt or similar material, constructed such that the surface drainage is directed to the public storm sewer system (if available), or alternatively to approved planting areas, or an approved on-site drainage system;
  - despite Section 8.1.4(a), any requirement for hard surfacing such as concrete or asphalt does not apply (but dust free surface shall be required) to **agricultural zones**, **public parks**, or **open space uses**;
  - shall clearly delineate individual **parking spaces**, **loading spaces**, spaces for the disabled, maneuvering aisles, entrances, and exits with pavement markings, signs, and/or other physical means;
  - shall be designed to allow forward entry to and exit from the lot on which the parking or loading area is located directly to a dedicated public street or lane, without encumbering any lands other than the subject lot. This provision does not apply where parking or loading can be provided and accessed directly from an **abutting** lane. This provision shall not apply where **tandem parking** results in the provision of three or more **parking spaces** where access is from a local collector road or a road of a lesser standard as identified in the City of Kelowna's Official Community Plan;
- 8.1.5 No required parking shall be provided parallel to and flanking a **lane** unless the **parking area** is accessible by a driveway and is screened from the **lane** by a physical barrier.
- 8.1.6 Any parking lot over 50 vehicles must incorporate landscaped islands as described below:
- Landscaped islands are required at the end of each parking aisle;
  - The maximum number of parking spaces in a consecutive row is 15 with a landscaped island separating the next 15 spaces or drive aisle;
  - Landscaped islands are not to be longer than the adjacent parking space;
  - Landscaped islands shall be clearly delineated as separate and in addition to required **parking and loading spaces**;
  - Locate landscaped islands such that loading and unloading vehicles can gain access without undue interference;
  - Landscaping shall be consistent with Section 7 regulations.

- 8.1.7 Every off-street parking or loading area, and access thereto, shall have fencing, curbs, or secured wheel stops to prevent **vehicles** from encroaching upon **property lines**.
- 8.1.8 All off-street **parking spaces** on parcels with 5 or more parking spaces and **abuts** a pedestrian walkway or landscaped area without a barrier curb needs to have a wheel stop that is 0.9 metres from the walkway or landscaping area and minimum 0.15 metres in height as described Figure 8.1.8. This requirement does not apply to a parking space if the **parking space** is configured parallel to the curb or drive aisle.

Figure 8.1.8



- 8.1.9 Where a wheel stop is provided pursuant to Section 8.1.8 the portion of the parking space between the wheel stop and the front edge of the parking space, as marked in Figure 8.1.8, is exempt from the requirements of section 8.1.4 and may be surfaced with permeable material or landscaping, provided that no landscaping exceeds 0.15 metres in height.
- 8.1.10 Every off-street parking or loading area which is illuminated shall have all lighting positioned in such a manner that light falling onto **abutting** properties is minimized.
- 8.1.11 Any trash storage or collection area co-existing with any parking or loading area:
- shall be clearly delineated as separate and in addition to required **parking and loading spaces**;
  - shall be located such that collection vehicles can gain access without undue interference with the operation of the parking and loading area; and
  - shall have a fenced or landscaped screen as required by Section 7.

8.1.12 Maximum grades.

- (a) The maximum **grade** for a **drive aisle** or a parking space is 8%;
- (b) The maximum **grade** for a **driveway** is 15%;
- (c) Where a drive aisle or a parking space is located within 6.0 metres of a fronting property line it must comply with applicable grade requirements prescribed in the Subdivision, Development & Servicing Bylaw.

Figure 8.1.12.a - Maximum Grades for Parking Areas

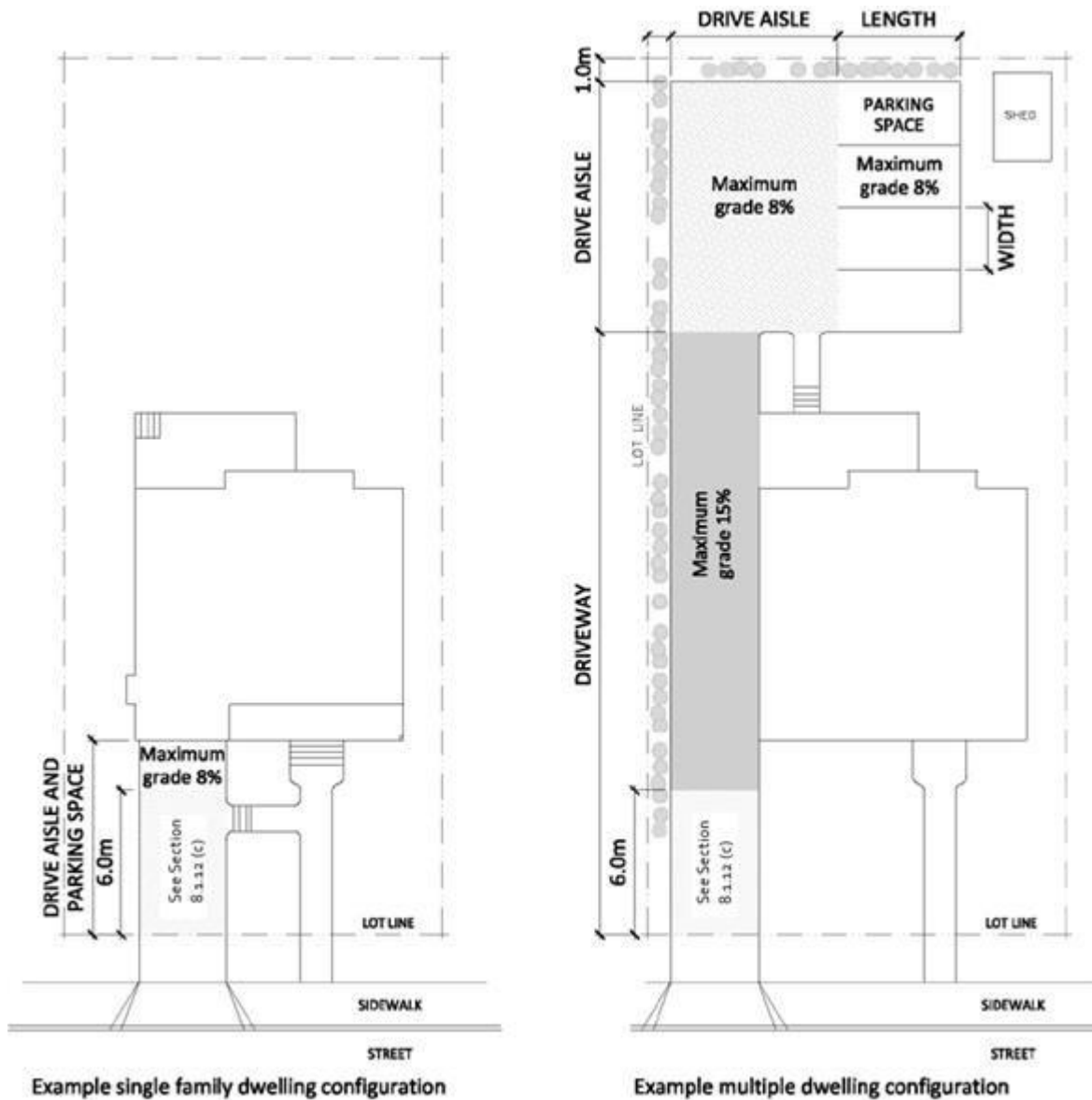
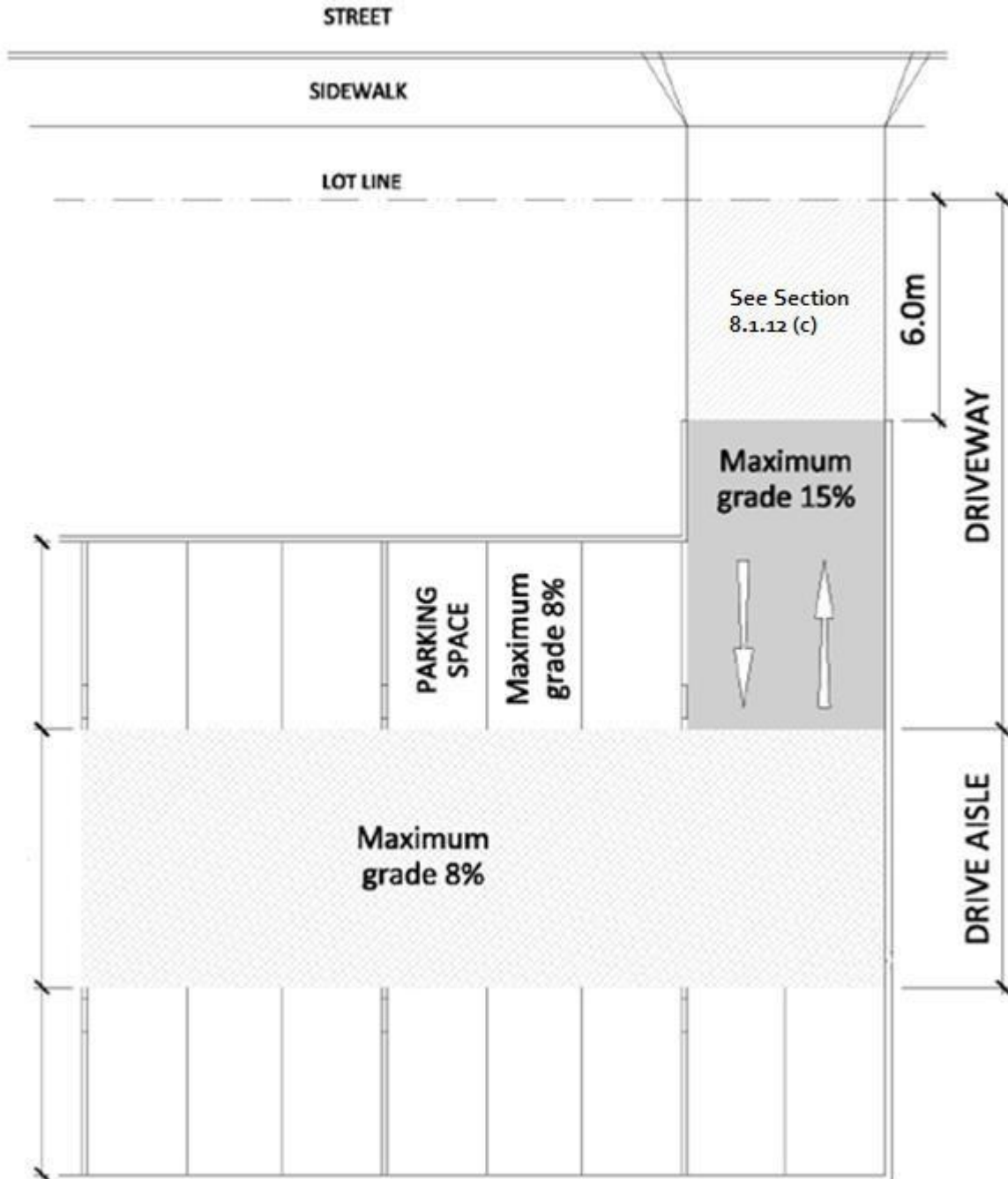


Figure 8.1.12.b – Example Parkade Configuration



## 8.2 Off-Street Parking Regulations

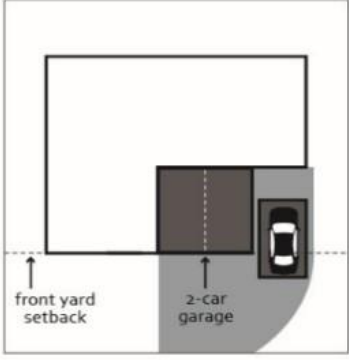
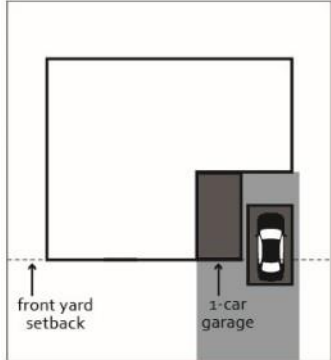
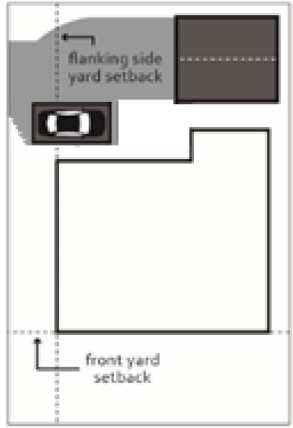
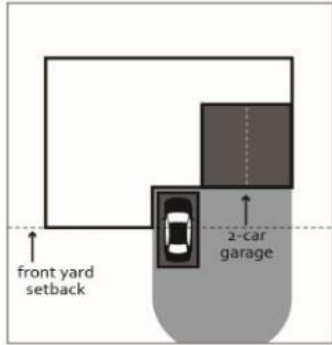
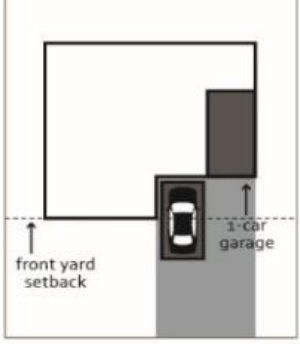
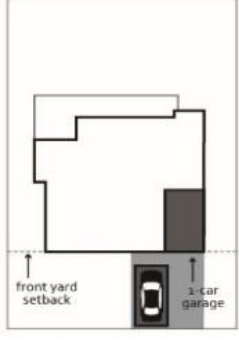
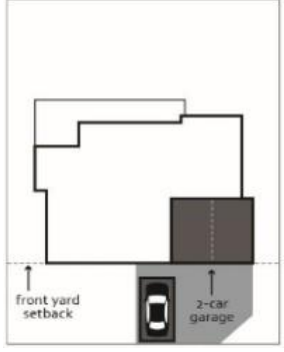
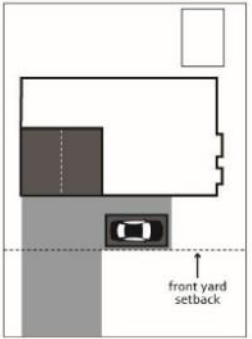
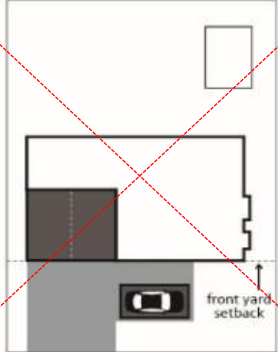
- 8.2.1 Where any **development** is proposed, including new **development**, change of **use** of existing **development**, or enlargement of existing **development**, off-street vehicle parking (including parking for the disabled, and visitors) shall be provided onsite by the property **owner** in accordance with the requirements of this Bylaw.

### Parking Setbacks

- 8.2.2 All off-street parking for **non-residential use** classes shall have a minimum 1.5 metre setback from any front **lot line**, any **side** or **rear property line** abutting **residential zones**, or any **lot line abutting a street** unless the **building** setback is smaller. For example, if the **building** setback is 0 metres then the parking setback is 0 metres.
- 8.2.3 All off-street parking for **residential use** classes shall have a minimum 1.5 metre setback from any **side** or **rear lot line** or 3.0 m from any **flanking street** unless the **development** contains two or less **dwelling** units or the **building** setback is smaller. For example, if the **building** setback is 0 metres then the parking setback is 0 metres.
- 8.2.4 All off-street parking for **residential use** classes containing two or less **dwelling** units shall not have any off-street **parking spaces** located in the required **front yard** or **flanking street** setback area.
- 8.2.5 Notwithstanding Section 8.2.4, off-street parking for **residential use** classes containing two or less **dwelling** units may be located in the required **front yard** or **flanking street** setback area if:
- (a) the **parking spaces** are located on a driveway which provides access to a required off-street **parking space** that is not in the **front yard** or **flanking street** setback area; or
  - (b) One off-street parking space may be located in the required **front yard** or **flanking street** setback area that does not provide access beyond the **front yard** or **flanking street** setback area if the parking space meets one of the permitted parking configurations shown specifically in Figure 8.2.5:



Figure 8.2.5 - Permitted and Not Permitted Parking Configurations

		
<p>Side Yard Parking – Double Garage</p>	<p>Side Yard Parking – Single Garage</p>	<p>Corner Lot Parking</p>
		
<p>Front Yard Parking 1 – Double Garage</p>	<p>Front Yard Parking 1 – Single Garage</p>	<p>Front Yard Parking 2 – Single Garage</p>
		
<p>Front Yard Parking 2 – Double Garage</p>	<p>Perpendicular Parking – Permitted</p>	<p>Perpendicular Parking – NOT Permitted</p>

## Tandem Parking

8.2.6 **Tandem parking spaces** is permitted only for the following land **uses** (not between land uses):

- (a) **single dwelling housing** (which may be in tandem with a secondary suite or carriage house);
- (b) **short-term rental accommodations**;
- (c) **two dwelling housing**; and
- (d) **townhouses** where the lot is located within the Urban Core as defined in the Official Community Plan. Visitor parking stalls cannot be configured in tandem.

## Size and Ratio

8.2.7 Each required off-street **parking space** and parking lot layout shall conform to the following provisions:

	<b>Min. Length</b>	<b>Min. Width</b>	<b>Min. Height Clearance</b>
<b>Parking Spaces:</b>			
Regular Size Vehicle Parking Space	6.0m	2.5m	2.0m
Small Size Vehicle Parking Space	4.8m	2.3m	2.0m
Accessible Parking Spaces	6.0m	3.9m	2.3m
Van-Accessible Parking Spaces	6.0m	4.8m	2.3m
Regular Size Parallel Parking Space	7.0m	2.6m	2.0m
Small Size Parallel Parking Space	6.5m	2.5m	2.0m
<b>Drive Aisles:</b>			
All two-way drive aisles serving 90 degree parking (e.g. parking lot, parkade, garage)	n/a	7.0m	2.0m
All two-way surface drive aisles without adjacent parking	n/a	6.0m	2.0m
One way drive aisles (60 degree parking)	n/a	5.5m	2.0m
One way drive aisles (45 degree parking & parallel parking)	n/a	3.5m	2.0m

<b>Uses:</b>	<b>Min. Regular Size Vehicle Parking Spaces</b>	<b>Max. Small Size Vehicle Parking Spaces</b>
Single Detached Dwelling or Two Dwelling Attached Housing	50%	50%
Carriage house or secondary suite	0%	100%
Short-term rental accommodations	0%	100%
Dwelling units in the RU7 zone	0%	100%
Multiple dwelling housing	50% ① ②	50%
Commercial	100% for customer stalls 50% for all other stalls	0% for customer stalls 50% for all other stalls
Industrial	70%	30%
Institutional	50%	50%
<p>① For the purpose of calculating the percentage of regular size vehicle parking spaces, "Accessible Parking Spaces" shall be included in the minimum number regular size vehicle parking spaces.</p> <p>② All visitor parking stalls must be regular size vehicle parking spaces.</p>		

8.2.8 Length, width and height measurements shall be clear of obstructions (including but not limited to columns, **property lines**, curbs, walls, pipes, roof features, fences, and emergency exit painted areas). Spacing measurements shall be taken from the inside to inside of obstructions.

- 8.2.9 Where a **parking space abuts** an obstruction (including but not limited to columns, **property lines**, curbs, walls, pipes, roof features, fences, and emergency exit painted areas) the **parking space** shall follow the following regulations:
- (a) be an additional 0.2 m wider where the **parking space abuts** an obstruction on one side;
  - (b) be an additional 0.5 m wider where the **parking space abuts** an obstruction on both sides; and
  - (c) be an additional 0.8 m wider where the **parking space abuts** a doorway.

### **Number of Spaces**

- 8.2.10 The minimum and maximum number of off-street **vehicle parking spaces** required for each **use** (including visitor spaces) is specified in **Table 8.3 Required Parking** except where additional parking is required by the Ministry of Transportation & Infrastructure (MOTI) if the **site** has direct access to a provincial highway. The total vehicle parking amount can be reduced with the car-share parking incentives (as per section 8.2.12), the rental housing incentives (as per Section 8.2.13), and the bicycle parking incentives (as per Section 8.5.8).

- 8.2.11 Car-Share Incentives:

Within the Urban Core, University South Village Centre, and Glenmore Valley Village Centre as defined in the Official Community Plan, the total minimum off-street vehicle parking requirements for **multiple dwelling housing** and any **commercial use** (e.g. **office** and **retail**) can be reduced by five (5) **parking spaces** per **car share vehicle** (must provide a new **vehicle** to a **car-share organization**) subject to the following regulations:

- (a) The maximum reduction in total required parking is 20% (for base parking requirement);
- (b) The **car-share vehicle parking space** must be located on-site or within 100 metres of the subject property, in a highly visible spot, at-grade, publicly accessible at all times (i.e. not within an enclosed parkade), clearly marked for the exclusive use of the shared **vehicle**, and guaranteed to operate for a minimum of two years;

- 8.2.12 Rental Housing Incentives:

If a **development** rezones to a sub-rental **zone** guaranteeing the **development** as rental housing, then a 20% reduction to the parking requirement (both base and visitor) can be applied if the development is located within an **urban centre** and a 10% reduction to the parking requirement (both base and visitor) can be applied if the development is located outside an **urban centre**.

- 8.2.13 **Parking spaces** for **secondary uses** shall be provided in addition to the required **parking spaces** for the **principal use** on a **site**.

- 8.2.14 Where calculation of the total number of **parking spaces** yields a fractional number:

- (a) Any fraction less than one-half (0.5) rounds down to the nearest whole integer (including zero); and
- (b) Any fraction one-half (0.5) or greater rounds up to the nearest whole integer.

- 8.2.15 Where **gross floor area** is used as a unit of measurement for the calculation of required **parking spaces**, it must exclude all parking and loading areas, secure bicycle parking areas, common stairways and mechanical rooms within the **building**.

8.2.16 Where **Table 8.3 Required Parking** does not clearly define requirements for a development, the single **use** class or combination of **use** classes most representative of the proposed **development** shall be **used** to determine the parking requirements.

8.2.17 Where a **development** consists of a mix of **use** classes, the total off-street parking requirement shall be the sum of the off-street parking requirements for each **use** class.

- (a) Notwithstanding Section 8.2.17, in mixed-use developments the parking spaces required for **Offices** and other commercial related land **uses** can be shared with the **residential** visitor parking requirements. Parking spaces must be available for both land uses (commercial and visitor) at all times.

8.2.18 **Lock-off Units** do not require any separate **parking spaces** but must be counted as a **dwelling** unit for the purpose of minimum required visitor parking space amounts.

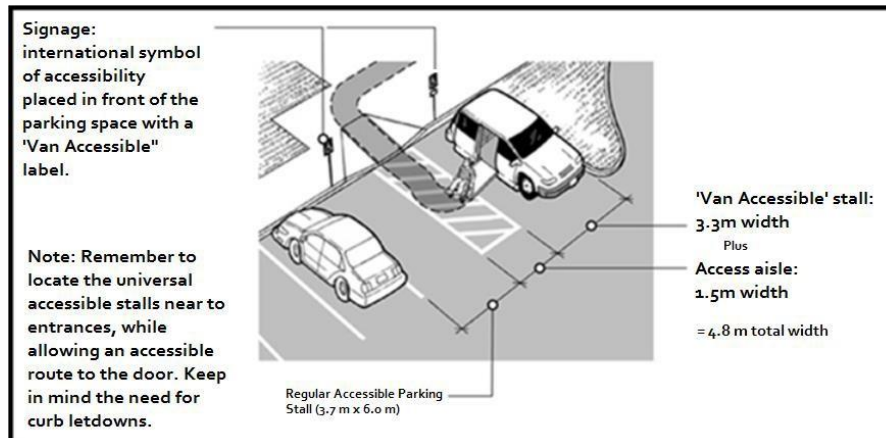
8.2.19 Accessible Parking Standards:

- (a) The minimum accessible parking shall be provided as a function of the total number of parking space provided onsite as described in Table 8.2.19:

Total Number of Parking Spaces Onsite.	Minimum Number of Required Accessible Parking Spaces	Minimum Number of Required Van-Accessible Parking Spaces
1 – 4 spaces	0 spaces	0 spaces
5 – 36 spaces	1 space	1 space
37 – 68 spaces	2 spaces	1 space
69 – 100 spaces	3 spaces	1 space
101-150 spaces	4 spaces	1 space
151-200 spaces	5 spaces	1 space
201-300 spaces	6 spaces	2 spaces
301-400 spaces	7 spaces	2 spaces
401-500 spaces	8 spaces	2 spaces
Over 500 spaces	2% of total	2 spaces

- (b) If a visitor **parking space** is required, then at least one of those visitor **parking spaces** shall be configured as an accessible parking space;
- (c) Designate as an accessible parking space using appropriate signage;
- (d) Include accessible parking spaces in the calculation of the applicable minimum parking requirement; and
- (e) Accessible parking spaces shall be located as close to a main **building** entrance, on a level non-skid surface.

**Figure 8.2.19 Accessible Parking Standards**



**Table 8.3 – Required Off-Street Parking Requirements**

**Table 8.3.1 Residential Parking**

Land Use / Type of Development	Base Parking Requirement (number of spaces)			Minimum Visitor Parking Requirement <b>① ② ③</b>
	C4 & C7 Zones	All other non-single family zones within Urban or Village Centres <b>②</b>	All other non-single family zones not within an Urban or Village Centre <b>②</b>	
<b>Multiple Dwelling Housing:</b> <b>Apartment Housing</b> <b>Townhouses</b> <b>Row Housing Stacked</b> <b>Row Housing</b> <b>Three Dwelling Housing</b> <b>Four Dwelling Housing</b>	Min 0.8 spaces & Max 1.25 spaces per <b>bachelor dwelling unit</b> (includes <b>micro-suite housing</b> );	Min 0.9 spaces & Max 1.25 spaces per <b>bachelor dwelling unit</b> (includes <b>micro-suite housing</b> );	Min 1.0 space & Max 1.25 spaces per <b>bachelor dwelling unit</b> (includes <b>micro-suite housing</b> );	Min 0.14 spaces & Max 0.2 spaces per <b>dwelling unit</b>
	Min 0.9 spaces & Max 1.25 spaces per 1 <b>bedroom dwelling unit</b> ;	Min 1.0 space & Max 1.25 spaces per 1 <b>bedroom dwelling unit</b> ;	Min 1.25 spaces & Max 1.6 spaces per 1 <b>bedroom dwelling unit</b> ;	
	Min 1.0 space & Max 1.5 spaces per 2 or more <b>bedroom dwelling unit</b> ;	Min 1.25 spaces & Max 1.6 spaces per 2 <b>bedroom dwelling unit</b> ;	Min 1.5 spaces & Max 2.0 spaces per 2 <b>bedroom dwelling unit</b>	
		Min 1.5 spaces & Max 2.0 spaces per 3 <b>bedroom dwelling unit</b>	Min 2.0 spaces & Max 2.5 spaces per 3 <b>bedroom or more dwelling units</b> ;	

**①** Visitor parking is to be easily accessible to the access points of the corresponding **development** and/or **buildings**. Visitor parking is a separate minimum parking requirement that rounds up or down independent of the basic parking requirement.  
**②** These regulations do not apply to the RU7 zone. See Table 8.3.1 Residential Parking for RU7 parking regulations.  
**③** **Lock-off Units** do not require any separate **parking spaces** but must be counted as a **dwelling unit** for the purpose of minimum required visitor parking space amounts.

**Table 8.3.1.1 Residential Parking**

Land Use / Type of Development	Base Parking Requirement		Visitor Parking Requirement ❶
	Minimum	Maximum	
Bed and Breakfast Homes	1.0 space per <b>sleeping unit</b> plus parking requirement for principal <b>dwelling unit</b>	1.5 spaces per <b>sleeping unit</b>	n/a
Boarding or Lodging Houses	1.0 space per 2 <b>sleeping units</b>	1.5 space per 2 <b>sleeping units</b>	n/a
Carriage House Secondary Suites	1.0 space ❷	2.0 spaces	n/a
Congregate Housing & Supportive Housing	0.35 spaces per <b>sleeping unit</b> ; Plus 0.5 spaces per non-resident on-duty employee or 3.0 spaces (whichever is greater)	n/a	Min 0.14 spaces & Max 0.2 spaces per <b>dwelling unit</b>
Group Homes, Major Group Homes, Minor	1.0 space; plus an additional 1.0 space per 3 beds	2.0 spaces; plus an additional 1.25 space <sup>1</sup> per 3 beds	n/a
Home Based Business, Major	1.0 space	2.0 spaces	n/a
Home Based Business, Minor	No spaces required	n/a	n/a
Home Based Business, Rural	1.0 space	n/a	n/a
Mobile Homes in RM7 zone	2.0 spaces per <b>dwelling unit</b>	2.5 spaces per <b>dwelling unit</b>	Min 0.14 spaces & Max 0.2 spaces per <b>dwelling unit</b>
Residential units in the RU7 zone	1.0 space per <b>dwelling unit</b>	2.0 spaces per <b>dwelling unit</b>	n/a
Residential Security/Operator Unit	1.0 space per <b>dwelling unit</b>	2.0 spaces per <b>dwelling unit</b>	n/a
Short – Term Rental Accommodation:			n/a
<ul style="list-style-type: none"> <li>Principal use &amp;</li> <li>Secondary use for Multiple Dwelling Housing</li> </ul>	Equivalent to the parking requirements for the principal use for that zone.	n/a	
<ul style="list-style-type: none"> <li>Secondary use for single detached housing, semi-detached housing, &amp; duplex housing</li> </ul>	1.0 space per two sleeping units	n/a	
Single Detached Housing Two Dwelling Housing	2.0 spaces per <b>dwelling unit</b>	n/a	0.0 spaces or Min 0.14 spaces & Max 0.2 spaces per <b>dwelling unit</b> ❸

❶ Visitor parking is to be easily accessible to the access points of the corresponding **development** and/or **buildings**. Visitor parking is a separate minimum parking requirement that rounds up or down independent of the basic parking requirement.

❷ Parking space can be located in the driveway and in tandem with the single detached **dwelling** parking as long as two additional off-street **parking spaces** are provided for the **principal dwelling**. Notwithstanding Section 8.1.4, parking for **secondary suites** or **carriage houses** can be surfaced with a dust-free material.

❸ Within residential strata (non-RU7) developments with 3 or more **dwelling units** the visitor parking requirement is 0.14 spaces per **dwelling unit**.

Land Use / Type of Development	Parking Requirement <small>NOTE: GFA = Gross Floor Area</small>	
	Minimum	Maximum
<b>Boat Storage</b>	1.0 spaces per 10 boat storage spaces plus 2 spaces for employees	1.25 spaces per 10 boat storage spaces plus 2 spaces for employees
<b>Commercial Schools</b>	See table 8.3.5 Institutional for school parking requirements	n/a
<b>Gas Bars</b>	2.0 spaces per service bay (plus <b>GFA</b> for any retail)	n/a
<b>Hotels Motels</b>	0.8 spaces per <b>sleeping units</b> in the C7 zone; plus requirements of other <b>uses</b> 1.0 space per <b>sleeping unit</b> ; plus requirements of other <b>uses</b>	1.5 spaces per <b>sleeping units</b> , plus requirements of other <b>uses</b>
All <b>commercial uses</b> in the C4 zone even if listed separately below ① ②	1.3 spaces per 100 m <sup>2</sup> <b>GFA</b>	3.0 spaces per 100 m <sup>2</sup> <b>GFA</b>
All <b>commercial uses</b> in the C7 zone even if listed separately below ① ②	0.9 spaces per 100 m <sup>2</sup> <b>GFA</b> ③	2.5 spaces per 100 m <sup>2</sup> <b>GFA</b>
<b>Animal Clinics, Major and Minor Health Services, Major and Minor</b> (includes dental offices, surgeries, and similar uses)	3.5 spaces per 100 m <sup>2</sup> <b>GFA</b> ,	5.0 spaces per 100 m <sup>2</sup> <b>GFA</b>
<b>Food Primary Establishment Liquor Primary Establishment Drive-in Food Services</b>	2.5 spaces per 100 m <sup>2</sup> <b>GFA</b> or 5.0 spaces (whichever is greater)	3.5 spaces per 100 m <sup>2</sup> <b>GFA</b> ,
<b>Fleet Services</b>	2.0 spaces per 100 m <sup>2</sup> <b>GFA</b> ; or 1 spaces per <b>vehicle</b> in fleet plus 1 per employee on duty (whichever is greater)	2.5 spaces per 100 m <sup>2</sup> <b>GFA</b> ; or 1.25 spaces per <b>vehicle</b> in fleet plus 1.25 spaces per employee on duty (whichever is greater)
<b>Personal Services</b> (includes hairdressers, dry cleaners, repair of personal goods, travel agents, and similar uses)	2.5 spaces per 100 m <sup>2</sup> <b>GFA</b>	3.5 spaces per 100 m <sup>2</sup> <b>GFA</b>
<b>Financial Services Offices</b>	2.5 spaces per 100 m <sup>2</sup> <b>GFA</b>	3.5 spaces per 100 m <sup>2</sup> <b>GFA</b>
All other <b>commercial uses</b> not listed above: ①		
(a) GFA less than 1,000 m <sup>2</sup>	2.0 spaces per 100 m <sup>2</sup> <b>GFA</b>	2.5 spaces per 100 m <sup>2</sup> <b>GFA</b>
(b) GFA 1,000 m <sup>2</sup> to 2,000 m <sup>2</sup>	2.5 spaces per 100 m <sup>2</sup> <b>GFA</b>	3.5 spaces per 100 m <sup>2</sup> <b>GFA</b>
(b) GFA 2,000 m <sup>2</sup> to 20,000 m <sup>2</sup>	3.0 spaces per 100 m <sup>2</sup> <b>GFA</b>	4.0 spaces per 100 m <sup>2</sup> <b>GFA</b>
(c) GFA greater than 20,000 m <sup>2</sup>	4.0 spaces per 100 m <sup>2</sup> <b>GFA</b>	5.25 spaces per 100 m <sup>2</sup> <b>GFA</b>
① For shopping centres, calculate the area by adding all the tenant spaces together.		
② This rule only applies to land use categories that are based on a number of parking spaces per GFA.		
③ The minimum parking requirement may be affected by Diagram 8.3.8 Parking Exception Areas		

Land Use / Type of Development	Minimum	Maximum
<b>Greenhouses and Plant Nurseries</b>	6.7 spaces per 100 m <sup>2</sup> <b>GFA</b> of retail sales <b>structure</b>	n/a
<b>Farm Retail Sales</b>	5.0 spaces per 100 m <sup>2</sup> <b>GFA</b> , minimum 4	n/a

<b><i>Table 8.3.4 Industrial</i></b>		
<b>Land Use / Type of Development</b>		
<b>Bulk Fuel Depot</b>	1.0 space per employee on duty	n/a
<b>General Industrial Uses</b>	1.0 space per 100 m <sup>2</sup> <b>GFA</b> (includes mezzanine area); Plus 2.5 spaces per 100 m <sup>2</sup> <b>GFA</b> for all floor area devoted to accessory activities such as any indoor display, office, administrative or technical support, or retail sale operations.	2.5 spaces per 100 m <sup>2</sup> <b>GFA</b> (includes mezzanine area); Plus 3.0 spaces per 100 m <sup>2</sup> <b>GFA</b> for all floor area devoted to accessory activities such as any indoor display, office, administrative or technical support, or retail sale operations.
<b>Warehousing and Storage</b>	0.5 spaces per 100 m <sup>2</sup> <b>GFA</b> (minimum 2 spaces); Plus 2.5 spaces per 100 m <sup>2</sup> <b>GFA</b> for all floor area devoted to accessory activities such as any indoor display, office, administrative or technical support, or retail sale operations.	1.0 space per 100 m <sup>2</sup> <b>GFA</b> ; Plus 3.0 spaces per 100 m <sup>2</sup> <b>GFA</b> for all floor area devoted to accessory activities such as any indoor display, office, administrative or technical support, or retail sale operations.

<b><i>Table 8.3.5 Institutional</i></b>		
<b>Land Use / Type of Development</b>		
<b>Cemetery</b>	1.0 space per employee	n/a
<b>Detention and Correction Services</b>	1.0 space per 2 inmates (capacity)	n/a
<b>Emergency and Protective Services</b>	4.0 spaces per 100 m <sup>2</sup> <b>GFA</b>	n/a
<b>Extended Medical Treatment Services Hospitals</b>	1.0 space per 100 m <sup>2</sup> <b>GFA</b>	n/a
<b>Funeral Services</b>	3.5 spaces per 100 m <sup>2</sup> <b>GFA</b>	n/a
School, Elementary	1.0 space per 100 m <sup>2</sup> <b>GFA</b>	n/a
School, Secondary	1.5 spaces per 100 m <sup>2</sup> <b>GFA</b>	n/a
Universities or Colleges	2.0 spaces per 100 m <sup>2</sup> <b>GFA</b>	n/a
<b>Temporary Shelter Services</b>	1.0 space per 3 beds	n/a



<b>Table 8.3.6 Community, Recreational, and Cultural</b>		
Land Use / Type of Development	Parking Requirement	
	Minimum	Maximum
<b>Bowling Alley</b>	2.0 spaces per alley	n/a
<b>Child Care Centre, Major</b> (includes preschool)	1.0 space per 10 children, plus 1 per 2 employees on duty; but a minimum of 4.0 spaces	n/a
<b>Child Care Centre, Minor</b>	2.0 spaces	n/a
<b>Cultural and Recreation Services Exhibition and Convention Facilities</b>	1.0 space per 5 seating spaces; or 20.0 spaces per 100 m <sup>2</sup> of floor area used by patrons (whichever is the greater)	n/a
Cultural Facility (e.g. Museum, Art Gallery)	2.5 spaces per 100 m <sup>2</sup> <b>GFA</b>	n/a
Curling Rink	4.0 spaces per curling sheet	n/a
Golf Course	6.0 spaces per hole; plus the parking required for other <b>secondary uses</b>	n/a
Golf Driving Range	2.0 spaces per tee	n/a
Library	2.5 spaces per 100 m <sup>2</sup> <b>GFA</b>	n/a
<b>Participant Recreation Services, Outdoor</b> (except golf courses) <b>Participant Recreation Services, Indoor</b> (except curling rinks, swimming pools, and racquet clubs)	1.0 space per employee on duty, plus 1.0 space per 3 users	n/a
Racquet Clubs	3 per court	n/a
<b>Recycled Materials Drop-off Centre</b>	1 per recycling container, minimum of 2	n/a
<b>Religious Assemblies</b>	1 per 5 seats or 10 per 100 m <sup>2</sup> of GFA (whichever is greater)	n/a
<b>Spectator Entertainment Establishment</b>	1 per 4 seats	n/a
<b>Spectator Sports Establishment</b>	1 per 4 seats	n/a
Swimming Pool (Public)	25.0 per 100 m <sup>2</sup> of pool water surface	n/a
<b>Tourist Campsite</b>	1.1 per camping space	n/a

<b>Table 8.3.7 Water Uses</b>		
Land Use / Type of Development	Parking Requirement	
	Minimum	Maximum
<b>Marinas</b>	1 per 2 boat spaces	n/a
<b>Marine Fuel Facilities</b>	1 per <b>business</b>	n/a
<b>Marine Equipment Rentals</b>	1 per 1 boat space, plus 1 per <b>business</b>	n/a

**Diagram 8.3.8 Parking Exception Areas**



1. Notwithstanding Table 8.3.2 Commercial Parking Requirements, the minimum parking requirement for all C-7 zoned lots in Area 1 & 2 shown in Diagram 8.3.8 shall be 0.9 stalls per 100 m<sup>2</sup> of Gross Floor Area (GFA). This rule only applies to land use categories that are based on a number of parking spaces per GFA.
2. All lots in Area 2 shown in Diagram 8.3.8 shall not be required to meet any **vehicle parking space** requirements if the **height** of the **buildings** on the lot are:
  - 15.0 metres or less and 4 **storeys** or less.

## 8.4 Off-Street Loading

- 8.4.1 Where **development** is proposed, including new **development**, change of **use** of existing **development**, or enlargement of existing **development**, off-street **loading spaces** shall be provided by the property **owner** in accordance with the requirements of this Bylaw. Detention and correction services located within a security **fence** are exempt from providing off-street **loading spaces**.

### Number of Spaces

- 8.4.2 The number of off-street **loading spaces**, including bus **loading spaces**, required for each **use** is specified in **Table 8.4 Minimum Loading Required**. The maximum number of loading spaces required by this section is three (3) spaces.
- 8.4.3 Where calculation of the total number of **loading spaces** yields a fractional number, the following counting rules apply (unless specifically defined in **Table 8.4 Minimum Loading Required**):
- a) Any fraction less than one-half (0.5) rounds down to the nearest whole integer (including zero); and
  - b) Any fraction one-half (0.5) or greater rounds up to the nearest whole integer.
- 8.4.4 Where **gross floor area** is used as a unit of measurement for the calculation of required **loading spaces**, it must exclude all parking and loading areas, secure bicycle parking areas, common stairways and mechanical rooms within the building.
- 8.4.5 Where the **Loading Schedule** does not clearly define requirements for a particular **development**, the single **use** class or combination of **use** classes is most representative of the proposed **development** shall be used to determine the **loading space** requirement.
- 8.4.6 Where a **development** consists of a mix of **use** classes, the total off-street loading requirement shall be the sum of the off-street loading requirements for each **use** class, unless there is a complementary demand or differences in periods of **use** for loading that warrants a different requirement.

### Location

- 8.4.7 Off-street **loading spaces** shall be provided entirely within the property of the **development** being served.
- 8.4.8 Off-street **loading spaces** shall be oriented away from **residential development**.

### Size and Access

- 8.4.9 Each off-street **loading space** shall be of adequate size and accessibility to accommodate the **vehicles** expected to load and unload, but in no case shall a **loading space** be less than 28 m<sup>2</sup> in area, less than 3.0 m in width, or have less than 4.0 m in overhead **clearance**.
- 8.4.10 Each required bus **loading space** shall be a minimum of 3.6 m in width, a minimum of 12.2 m in length, and have a minimum **clearance** of 4.6 m.
- 8.4.11 Access to any loading area shall be provided, wherever possible, internally to the **development** or from a **lane abutting** the **development**.

8.4.12 Access to any loading area shall be arranged such that no backing or turning movement of vehicles going to or from the site causes interference with traffic on the **abutting streets** or lanes.

**Table 8.4 – Minimum Loading Required**

<b>Type of Development (Use)</b>	<b>Required Loading Spaces</b>
<b>Child Care Centre, Major</b>	For 9 – 15 children      0 car <b>loading space</b> For 16 – 25 children    0 car <b>loading space</b> For 26 or more children 1 car <b>loading space</b>
<b>Commercial Uses</b> (except above) and <b>Industrial Uses</b>	1 per 1,900 m <sup>2</sup> GFA
Community, Educational (except below), Recreational and Institutional <b>Uses</b>	1 per 2,800 m <sup>2</sup> GFA
<b>Food Primary Establishment</b>	1 per 2,800 m <sup>2</sup> GFA
<b>Hotels</b> <b>Motels</b>	1 per 2,800 m <sup>2</sup> GFA
<b>Liquor Primary Establishment</b>	1 per 2,800 m <sup>2</sup> GFA
Schools, Universities or Colleges	1.5 car <b>loading spaces</b> per 100 students, minimum 5; plus 3 bus <b>loading spaces</b>



## 8.5 Off-Street Bicycle Parking

- 8.5.1 Where any **development** is proposed, including new **development**, change of **use** of existing **development**, or enlargement of existing **development**, off-street bicycle parking shall be provided by the property **owner** in accordance with the requirements of this Bylaw.
- 8.5.2 The number of **short-term** and **long-term** off-street **bicycle parking spaces** required for each **use** class is specified in **Table 8.5 Minimum Bicycle Parking Required**.
- 8.5.3 Where calculation of the total number of **parking spaces** yields a fractional number:
- Any fraction less than one-half (0.5) rounds down to the nearest whole integer (including zero); and
  - Any fraction one-half (0.5) or greater rounds up to the nearest whole integer.
- 8.5.4 Where the **Bicycle Parking Schedule** does not clearly define requirements for a particular **development** the single **use** or combination of **use** most representative of the proposed **development** shall be used to determine the parking requirement.
- 8.5.5 **Short-Term Bicycle Parking Standards:**
- Short-Term Bicycle Parking** must be conveniently located within: 15 metres of any main entrances (whether inside or outside of the building), a well-lit area, clearly visible to visitors, and subject to casual surveillance by occupants of the building(s).
  - Short-term bicycle parking** spaces shall be provided in a bicycle rack that is permanently anchored to the ground or a wall.
  - Design and install **short-term bicycle parking** to the minimum dimensions shown in **Table 8.5.1 Minimum Dimensions for Bicycle Parking**.
- 8.5.6 **Long-Term Bicycle Parking Standards:**
- Long-Term Bicycle Parking** must be located inside a **building** or within a secure, weather-protected, dedicated bicycle parking facility accessible to residents, employees or other identified users of the building.
  - The entry door into the long-term bicycle parking facility must have a minimum width of 0.9 metres.
  - Long-Term Bicycle Parking** spaces can be arranged in a Ground-Anchored or Wall-Mounted configuration provided that:
    - A minimum 50% of the required **Long-Term Bicycle Parking** shall be Ground-Anchored.
    - Wall-Mounted bicycle racks located in front of an automobile stall within a parkade will only be counted towards the minimum **Long-Term Bicycle Parking** if the automobile stall meets the minimum Regal - size vehicle standards.
  - A minimum of 75% of the **Long-Term Bicycle Parking** spaces shall be located at-grade or within one **storey** of **building grade** and shall be easily accessible to users.
  - Long-Term Bicycle Parking** spaces must have a minimum unobstructed height clearance of 1.9 metres between the floor and any mechanical equipment, or, if there is no mechanical equipment, between the floor and the ceiling.
  - Design and install **Long-Term Bicycle Parking** spaces to the minimum dimensions shown in **Table 8.5.1 Minimum Dimensions for Bicycle Parking**.
  - A "bicycle repair and wash station" is required after 20 long term bike parking stalls are required. A "bicycle repair and wash station" includes tools for bikes, a commercial grade pump, access to water, and a way to raise a bikes up to perform simple maintenance.

- 8.5.7 Bicycle racks shall be:
- (a) constructed of theft resistant material;
  - (b) securely anchored with tamper-proof hardware to the floor, **building**, or ground;
  - (c) constructed to support from two points on the bicycle frame for a horizontal rack; and
  - (d) constructed to enable the bicycle frame and at least one wheel to both be securely locked to the rack with a single U-style lock.

8.5.8 Bicycle Parking Incentives:

Within the Urban Core, University South and Glenmore Valley Village Centres as defined in the Official Community Plan, the total minimum off-street vehicle parking requirements can be reduced by 20 percent (20%) up to a maximum of five (5) **parking spaces** (for the base parking requirement) subject to the provision of the bonus long-term bicycle parking spaces identified within Table 8.5.

**Table 8.5 – Minimum Bicycle Parking Required**

Type of Development (General Uses) ①	Bicycle Parking Spaces ④		
	Required Long-term	Bonus Long-term	Required Short-term
<b>Institutional Zones</b>	1 per 25 employees	n/a	6 per entrance
<b>Apartment Housing</b> (includes supportive housing)	0.75 per 2 bedroom or less dwelling units 1.0 per 3 bedroom or more dwelling units	1.0 per bachelor or 1-bedroom dwelling unit 1.5 per 2-bedroom dwelling units 2.0 per 3-bedroom or more dwelling units	6 per entrance, plus for buildings with greater than 70 units: 1 space for every additional 5 units
<b>Assisted Living Facility</b> (dwelling unit for elderly and / or people with disabilities) and <b>Congregate Housing</b>	1.0 space per 20 dwelling units plus 1.0 space per 10 employees	n/a	6 per entrance
<b>Townhouses</b>	No requirement ⑤	n/a ⑥	4 spaces or 1 per 5 units (whichever is greater) ②
<b>Commercial Uses</b>	1 per 500 m <sup>2</sup> of GFA	2.0 per 500 m <sup>2</sup> of GFA	2 per entrance or 1 space per 750m <sup>2</sup> of GFA (whichever is greater)
<b>Industrial Uses</b>	0.5 per 1,000 m <sup>2</sup> of GFA ③	1.0 per 1,000 m <sup>2</sup> of GFA	No requirement
Type of Development (Specific Uses)	Bicycle Parking Spaces ④		
<b>Hotel / Motel</b>	1 per 20 sleeping units	6 per entrance	
<b>Day-care centre for 15 or more children</b>	1 per 10 employees, min 2 spaces	1 for each 10 students of planned capacity, min 2 spaces	
<b>Elementary and Secondary Schools</b>	1 per 10 employees, min 2 spaces	6 per entrance or 3 per 10 student seats at entrance (whichever is greater)	
<b>Post-secondary Schools</b>	1 per 10 employees plus 1 for each 10 students of planned capacity, min 2 spaces	6 per entrance or 3 per 10 student seats at entrance (whichever is greater)	
<b>Cultural Facility or Library</b>	1 space for 15 employees	2 per entrance (for <b>buildings</b> up to 1,000 m <sup>2</sup> ); 6 per entrance (for <b>buildings</b> greater than 1,000m <sup>2</sup> GFA) 16 spaces per entrance (for buildings greater 2,000m <sup>2</sup> GFA)	

<b>Health Services</b>	1 space for 15 employees	6 spaces per public building entrance or 1 per 1000m <sup>2</sup> (whichever is greater)
<b>Offices</b>	1 per 500 m <sup>2</sup> of GFA	2 per entrance or 1 space per 750m <sup>2</sup> of GFA (whichever is greater)
<b>Community Recreation Services</b>	1 space per 15 employees	12 spaces per public building entrance
<p>Notes:</p> <p>❶ Utilize the 'General Uses' for bicycle parking calculations unless the land use matches the Specific Uses.</p> <p>❷ Regulation only applies to lots with 5 or more dwelling units.</p> <p>❸ Industrial Uses (for the purpose of bicycle parking calculations): means any <b>principal</b> or <b>secondary use</b> that is exclusively within an <b>Industrial zone</b>. For example, if a <b>principal</b> or <b>secondary use</b> is within a <b>commercial</b> and an <b>industrial zone</b> then that use shall be calculated with the commercial bicycle parking rate (e.g. a food primary or liquor primary establishment located in an industrial area would use the commercial bicycle parking rate).</p> <p>❹ All area numbers are based on Gross Floor Area (GFA).</p> <p>❺ The bike parking exclusion for Townhouses only applies to dwelling units which have an attached private garage with direct entry from the garage to the dwelling unit, otherwise, the Apartment Housing category must be used to calculate the long term-bicycle parking requirement.</p> <p>⊕ Townhouses without an attached private garage with direct entry from the garage to the dwelling unit can utilize the bonus bicycle parking provisions within apartment housing.</p>		

**Table 8.5.1 Minimum Dimensions for Bicycle Parking (in metres)**

Angle of Rack (in an aerial perspective, measured from the plane of the nearest wall of a building)	Ground Anchored Rack		Wall Mounted Rack	
	>45 degrees	≤45 degrees	>45 degrees	≤45 degrees
Minimum space depth	1.8 m	1.45 m	1.2 m	1.2 m
Minimum aisle width	1.5 m	1.5 m	1.5 m	1.5 m
Minimum distance between bicycle racks (for racks that accommodate two or more bicycles)	0.9 m	1.3 m	0.9 m	1.3 m
Minimum distance between bicycle racks (for racks that accommodate no more than one bicycle)	0.45 m	0.65 m	0.45 m	0.65 m
Minimum distance between bicycle racks and wall, entrance door to bicycle storage facility, or other obstacle.	0.6 m	0.6 m	0.6 m	0.6 m

Figure 8.5.1: Short-Term Bicycle Parking Configuration Example

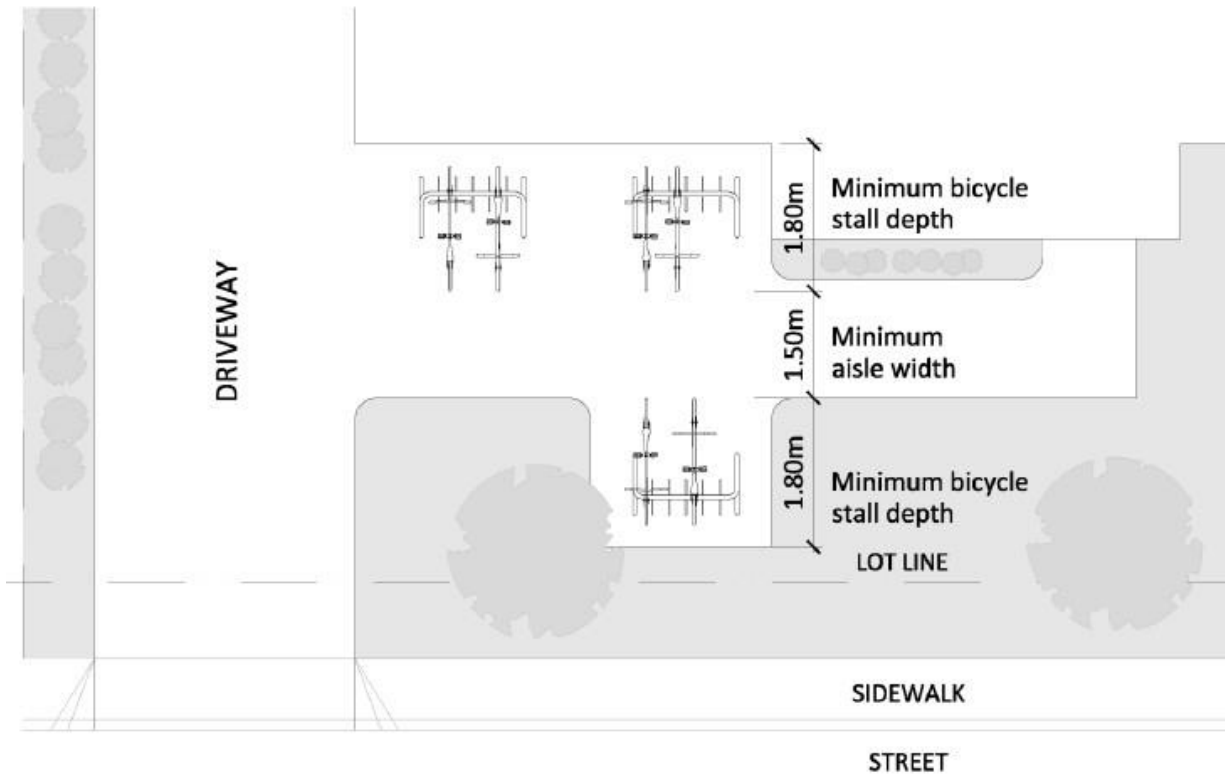
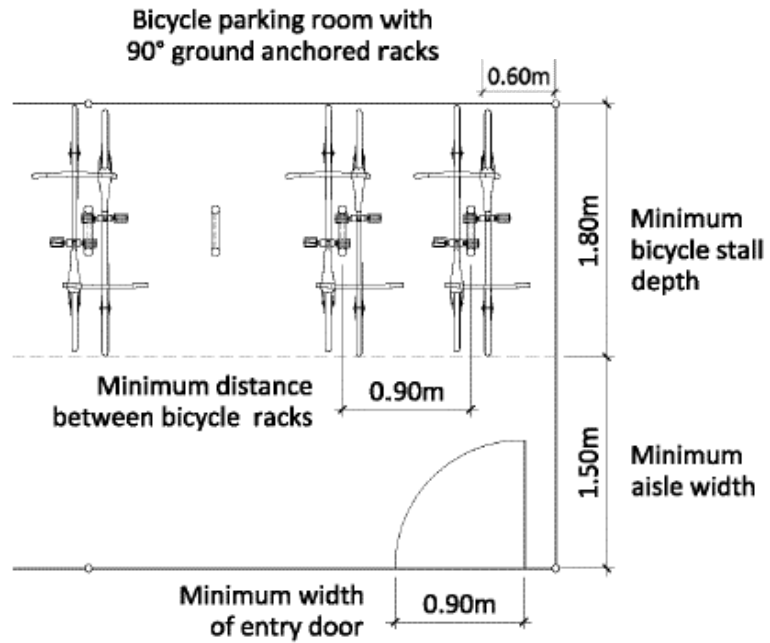
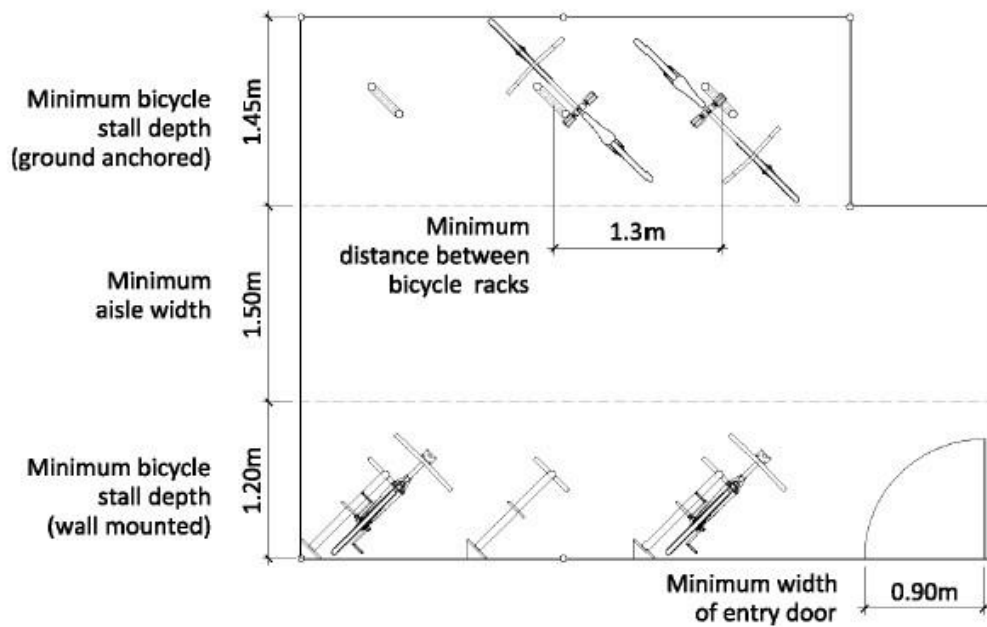


Figure 8.5.2: Long-Term Bicycle Parking Configurations Example

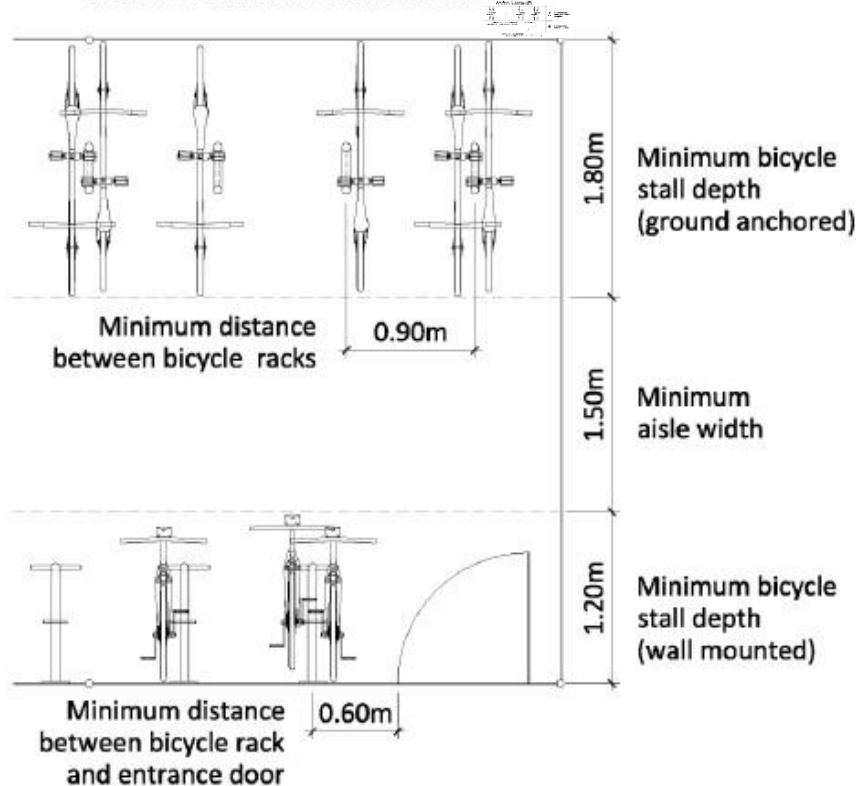




**Bicycle parking room with 45° angled ground anchored and wall mounted racks**



**Bicycle parking room with 90° ground anchored and wall mounted racks**



## 8.6 End of Trip Facilities

8.6.1 Where any **commercial** or **industrial development** is proposed, the **end-of-trip facilities** shall be provided in accordance with Table 8.6 below:

Table 8.6 Required End-of-Trip Facilities				
Long-Term Bicycle Parking Spaces	Number of Toilets	Number of Sinks	Number of Showers	Number of storage lockers
0-3	0	0	0	0
4-29 ❶	2	2	2	0.5 lockers per bicycle space
30-64 ❶	4	4	4	0.5 lockers per bicycle space
65 and over ❶	+2 for each additional 30 bicycle spaces	+2 for each additional 30 bicycle spaces	+2 for each additional 30 bicycle spaces	0.5 lockers per bicycle space
❶ End of trips shall include a "bicycle repair and wash station" including tools for bikes, a commercial grade pump, access to water, and way to raise a bike up to perform simple maintenance. A "bicycle repair and wash station" is required after 4 long term bike parking stalls are required.				

**Section 8 – Parking and Loading amended as follows:**

**Sub-Section 8.1 Off-Street Vehicle Parking – BL8654, BL8528, BL10796, BL10816, BL11140, BL11263**

**Sub-Section 8.3 Development Standards – BL8528**

**Sub-Section 8.4 Off-Street Bicycle Parking – BL8654 & BL10613**

**Sub-Section 8.5 General Provisions – BL8654, BL9120**

**Table 8.1 – Parking Schedule – BL8367, BL8430, BL8528, BL8820, BL8881, BL8900, BL8960, BL9041, BL9723, BL9766, BL9953, BL10686, BL10796, BL10804, BL10981; BL10997, BL11140, BL11313**

**Table 8.2 – Loading Schedule – BL8960, BL10804**

**Table 8.3 – Bicycle Parking Schedule – BL8528, BL8654, BL8960, BL11140**