



City of Kelowna

Dog Park Study

February 26, 2016

Prepared by:

Liddie Sorensen-Lawrence, MBA, CMRP

NRG Research Group

Phone: 604 676 5649

Email : ls@nrgresearchgroup.com

Background and Objectives	3
Methodology	4
Results	6
Dog Ownership and Perceptions of Current Off-leash Dog Areas	6
Current Use of Off-Leash Dog Parks and Beaches	9
Reasonable Expectations for Travel to Off-Leash Dog Parks and Beaches	12
Options for Off-Leash Dog Areas	15
Summary	22
Appendix 1 – Demographics	26
Appendix 2 – Questionnaire	30

In January of 2016, NRG Research Group was commissioned by the City of Kelowna to conduct a public engagement survey regarding the perceptions of off-leash dog parks in the city.

About NRG

NRG is a Canadian-owned, national survey research company with more than 30 years of experience in qualitative and quantitative research. NRG consultants have designed and managed well over 2,500 quantitative research projects, including projects with local, national, and international scopes. NRG has been a research supplier for the City of Kelowna since 2009. NRG is an accredited *Gold Seal Executive Member* of the Market Research & Intelligence Association (MRIA).

Objectives

The City is looking to better understand residents' opinions on possible expansion of off-leash dog areas in the city.

The primary objectives of the survey were to:

- ✓ Gauge perceptions of availability of off-leash dog parks and beaches;
- ✓ Understand current use of off-leash dog parks and beaches;
- ✓ Measure support for creating new off-leash dog parks and beaches;
- ✓ Identify possible areas for development of new off-leash dog parks and beaches; and,
- ✓ Gauge willingness to pay (through property taxes) for development of off-leash dog parks and beaches.

NRG Research Group conducted telephone interviews for the *City of Kelowna's Dog Park Study* between January 27th and February 4th, 2016 with 386 residents. The survey instrument, available in the Appendix, was developed by the City of Kelowna with input from NRG Research Group. Results for all respondents contained in this report carry an overall maximum margin of error of +/-5.0% at the 95% level of confidence.

The survey was conducted among residents of the City of Kelowna aged 18 years or older using a random digital dial (RDD) sample source of both cell phone and landline numbers. In addition, we supplemented the RDD sample with known cell phone numbers. Quotas were set to ensure that respondents represented the population base of the five main FSAs (first three digits of a postal code) as well as age and gender. To account for over-sampling of certain areas and demographics, the results are weighted to adjust data to the proportion of the population that each area (FSA) represents within the City of Kelowna as well as age and gender according to the 2014 Census Canada data population information.

The analysis contained in this report use the following guidelines:

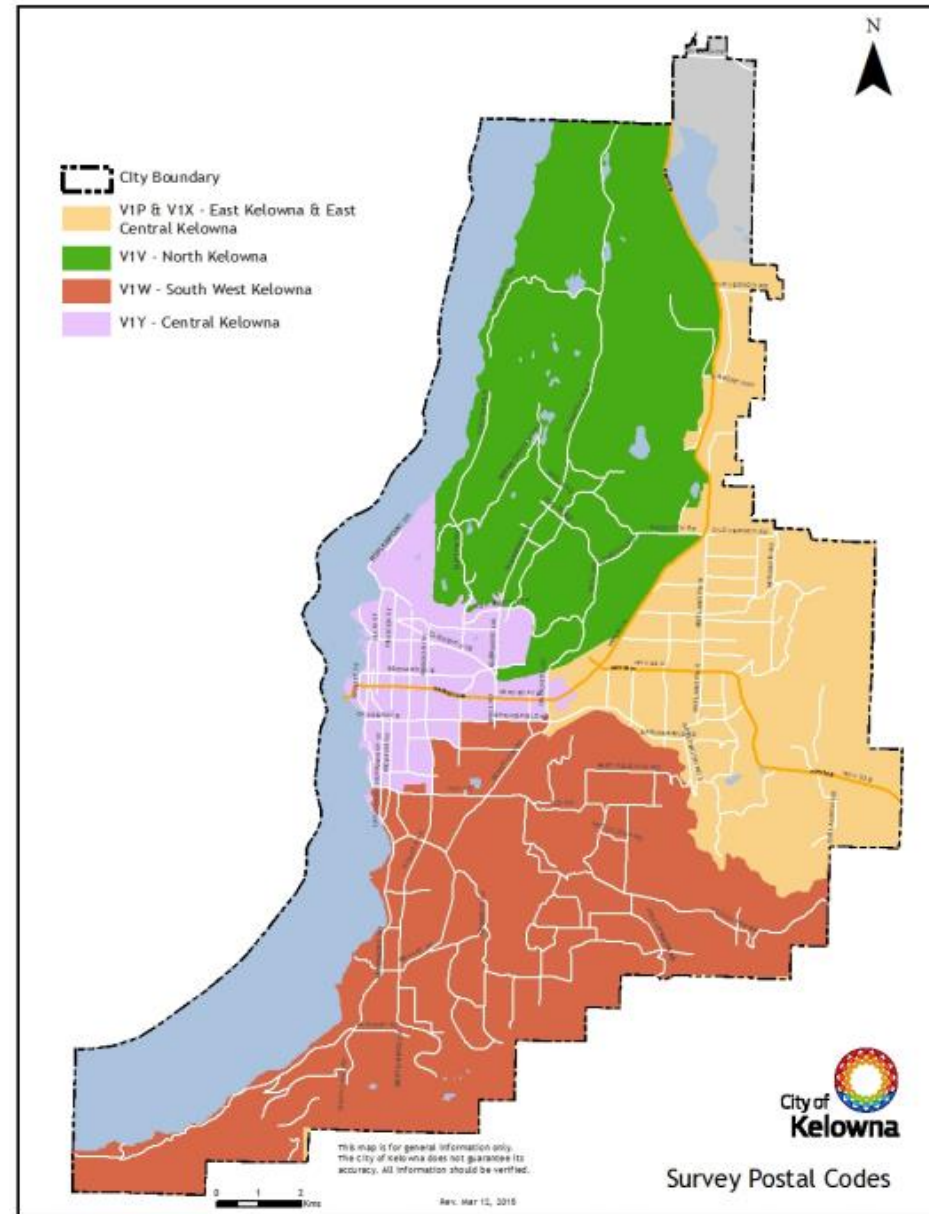
- Most questions are reported as overall and then broken down by subgroups to highlight any differences.
- Statistical testing determines if differences between subgroups are significant or, in contrast, fall within the margin of error. Results in this report were tested using the 95% confidence level. Essentially, this means that differences found to be statistically significant are considered ‘real’ differences (nineteen times out of twenty) and not a result of variability from sampling (margin of error). Results found to be statistically significant are noted with a circle. ○
- In some cases, the summary statistics (e.g., the total percent positive) when compared to the sum of the individual percentages of the *very* and the *somewhat* may not appear to be added correctly (i.e., off by +/- 1 percentage point). However these differences are due to rounding and the percentages shown are correct.

Results

Dog Ownership and Perceptions of Current Off-leash Dog Areas

Dog Ownership within City of Kelowna

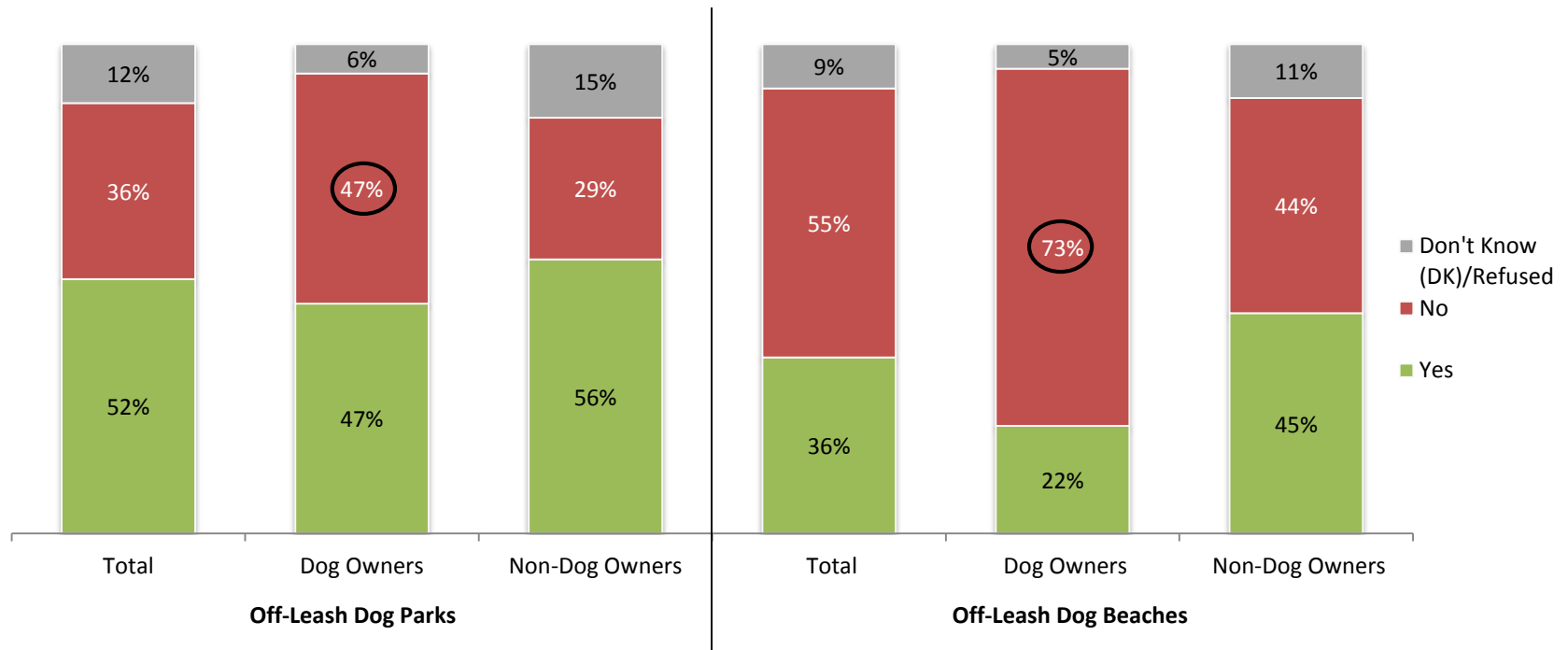
- Consistent with previous results, 38% of respondents are dog owners.
- Those residents living in the area of the city where the first three digits of their postal code (FSA) is V1V, are significantly less likely to be dog owners than residents with an FSA of V1X or V1W. In fact, only 23% of residents in V1V are dog owners compared to 43% in V1X, 44% in V1W, and 36% in V1Y & V1P.
- Middle-aged residents, aged 35 to 54 years old, are more likely to be dog owners (52%) than those aged 18 to 34 (35%) or 55 or older (29%).



Current Inventory of Off-Leash Dog Areas

- The current inventory of off-leash dog parks appears to be mainly adequate; however, there is a sense that there are not enough off-leash dog beaches. In fact, 52% of respondents think there are enough off-leash dog parks but only 36% think the same for off-leash dog beaches.
- Not surprisingly, those residents who own dogs are more likely to think there are not enough of either off-leash dog areas compared to non-dog owners; however, nearly half (47%) of dog owners still agree that there are enough parks. In contrast, only 22% of dog owners believe there are enough off-leash dog beaches (compared to 45% of non-dog owners).

Q2/Q3. Do you feel there are enough off-leash dog parks/beaches in the City of Kelowna to sufficiently meet the needs of dog owners?



Base: All respondents, n=386; Dog Owners, n=158, Non-Dog Owners, n=227.

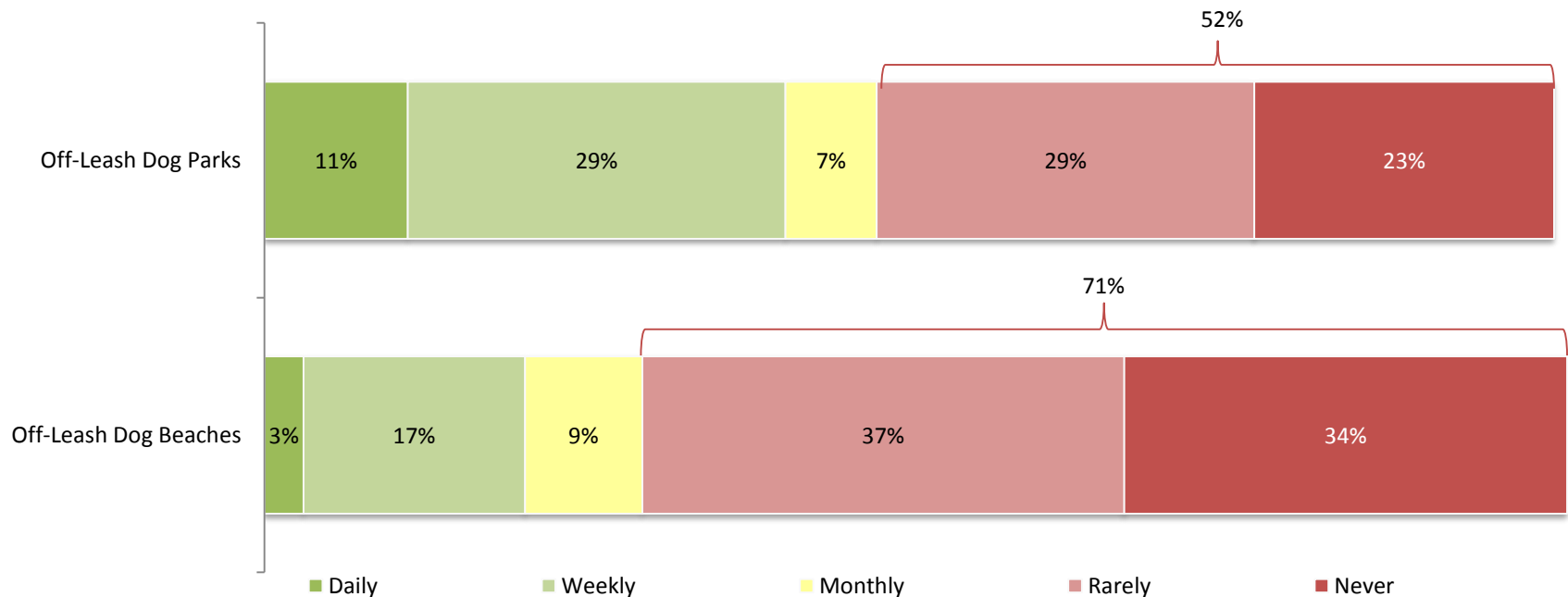
Results

Current Use of Off-leash Dog Parks & Beaches

Current Use of Off-Leash Dog Areas

- Among dog owners, use of off-leash dog parks and beaches varies. In fact, over half (52%) of dog owners note that their dog(s) rarely or never go to an off leash dog park while one-in-seven (71%) rarely or never go to an off leash dog beach.
- Off-leash dog parks are more commonly used with 11% going daily and an additional 29% going weekly. This is compared to only 3% going daily to off-leash dog beaches and an additional 17% going weekly. It should be noted that use of off-leash dog beaches may have more seasonality associated which is not captured in this study.

Q4/Q6. On average, how often does your dog/dogs use an off-leash dog park?
(among dog owners)



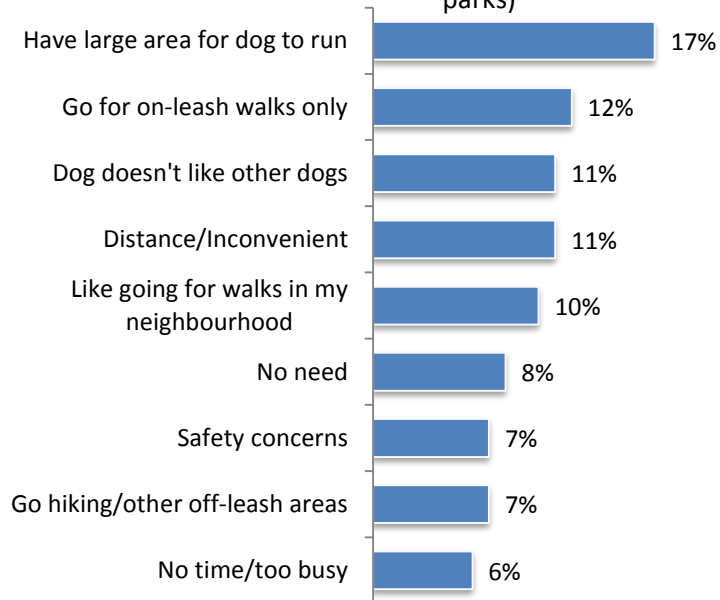
Base: Dog owners only, n=158.

Reasons for Not Using Off-Leash Dog Parks or Beaches

- Dog owners who indicated that their dog rarely or never goes to off-leash dog parks (Q5) or beaches (Q7) were asked what the main reason was for this. The primary reasons appear somewhat different for off-leash parks versus beaches. The five most common reasons are that: the dogs already have an area to run (17%); they only go for on-leash walks (12%); their dog doesn't like other dogs (11%); it is inconvenient (11%); and they like going for walks in their neighbourhood (10%).
- Distance and convenience is the main reason for not going to off-leash dog beaches. In fact, 30% noted this as a main reason. In addition, some owners don't go to the beach themselves (11%) or the dog doesn't like water (9%).

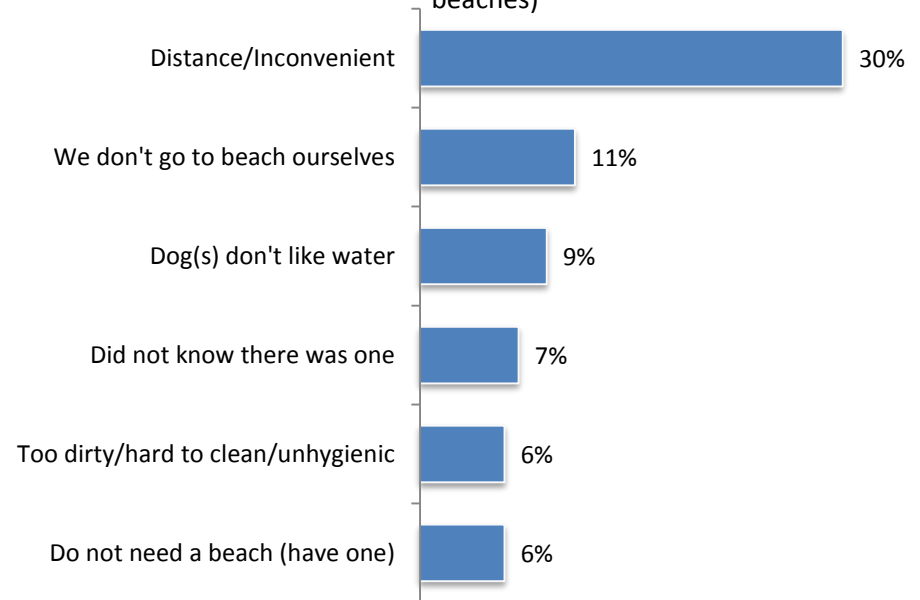
Q5. What is the main reason your dog/dogs never/rarely goes to an off-leash dog park?

(among dog owners who rarely or never use off-leash dog parks)



Q7. What is the main reason your dog/dogs never/rarely goes to an off-leash dog beach?

(among dog owners who rarely or never use off-leash dog beaches)



Base: Dog owners who rarely or never use off-leash dog parks (Q5), n=89 OR off-leash dog beaches (Q7), n=115 Multiple response question. Only responses with over 5% of respondents is displayed.

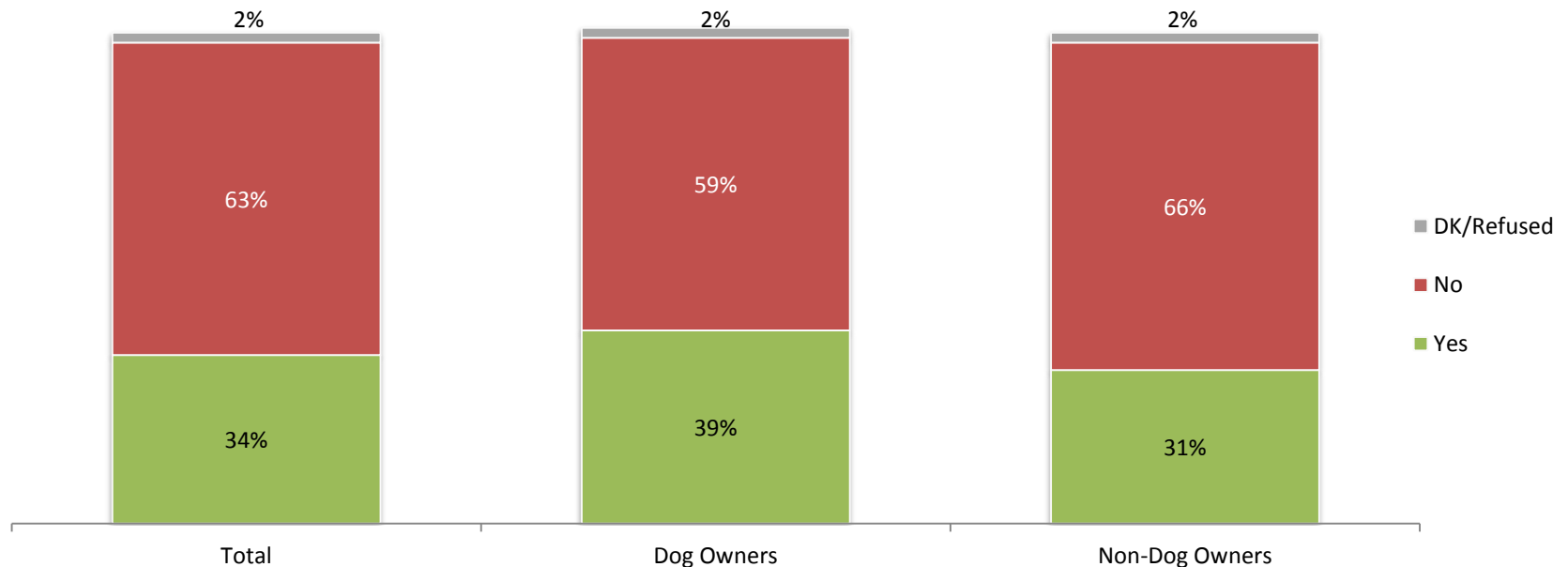
Results

Reasonable Expectations for Travel to Off-Leash Dog Parks and Beaches

Expectations of Off-Leash Areas Within Walking Distance

- Overall, only approximately one-third (34%) of residents believe that it is reasonable to expect that an off-leash dog park or beach be within walking distance to their home.
- Although dog owners are slightly more likely to think this is a reasonable expectation (39%), the difference to non-dog owners (31%) is not statistically significant.
- Younger residents are more likely to think this is a reasonable expectation (54%) compared to their 35 to 54 year old (30%) and 55 or older (25%) counterparts. Given 64% of those ages 18 to 34 years old live in Downtown or Mission areas (FSAs of V1Y and V1W), they may be more prone to having amenities within walking distance and therefore feel that this is more reasonable.

Q8. Is it reasonable for residents to expect that an off-leash dog park or beach be within walking distance to their home?

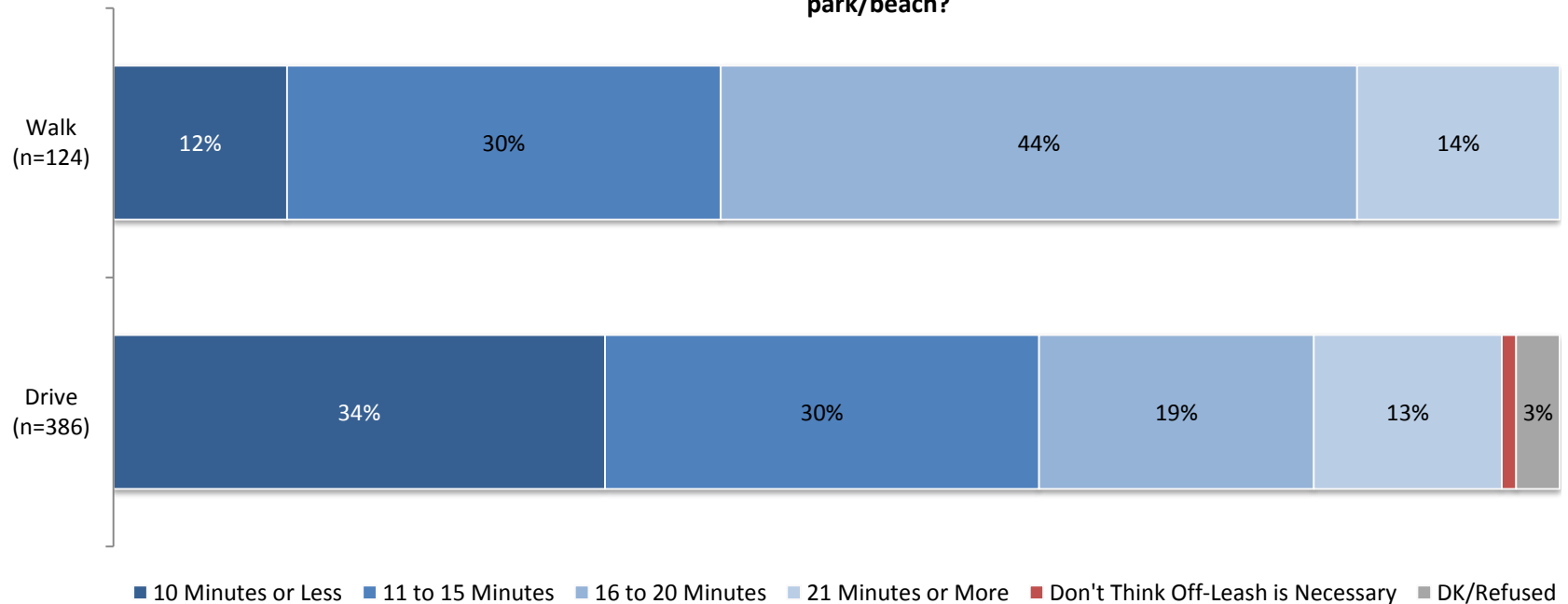


Base: All respondents, n=386; Dog Owners, n=158, Non-Dog Owners, n=227.

Reasonable Time to Off-Leash Areas

- Among those that think it is reasonable to expect to be able to walk from home to an off-leash dog park or beach, 44% think that a walk of 16 to 20 minutes is reasonable. Three-in-ten (30%) think a 11 to 15 minute walk is reasonable while 12% think that it should be 10 minutes or less.
- All residents were asked about what would be a reasonable amount of time to expect people to drive. One-third (34%) think that an off-leash dog area should be within a 10 minute drive while 30% think a 11 to 15 minute drive is reasonable. Interestingly, there are no notable differences between dog owners and non-dog owners. Residents who are 55 years or older are more likely to think a longer driving time (over 20 minutes) is reasonable.

Q9/Q10. What would be a reasonable time expectation for a resident to walk / drive to an off-leash dog park/beach?



Base: Q9 are respondents who think it is reasonable to expect to be able to walk from home (Yes in Q8); Q10 is all respondents.

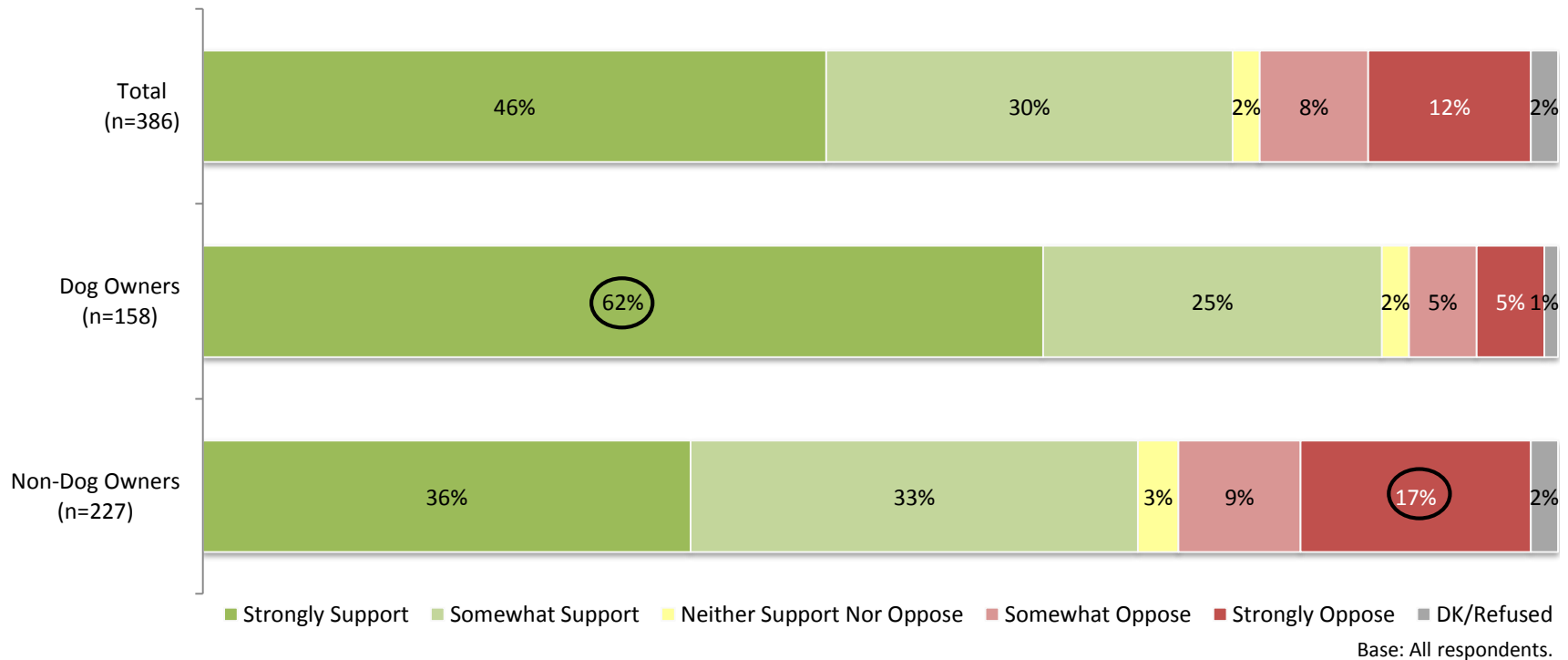
Results

Options for Off-Leash Dog Areas

Perceptions of an Off-Leash Dog Park in Neighbourhood

- Support for developing off-leash areas in neighbourhoods is strong. In fact, nearly half of residents (46%) strongly support the creation of an off-leash dog park or beach in their neighbourhood. In addition, 30% noted that they somewhat support this.
- Not surprisingly, support for an off-leash dog area in their neighbourhood is significantly higher among dog owners than non-dog owners. Over six-in-ten (62%) dog owners strongly support this compared to 36% of non-dog owners.
- Those that support this concept are significantly more likely to be under the age of 55 years old.

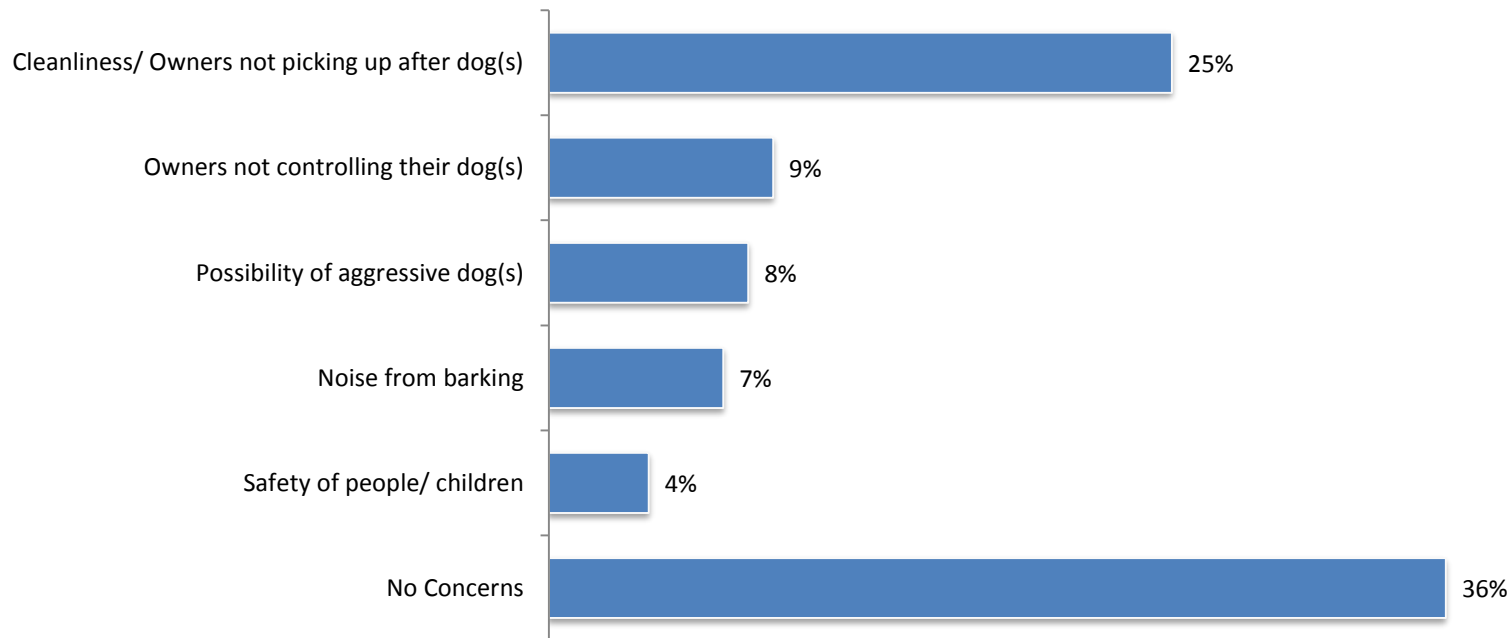
Q11. Do you support or oppose the creation of an off-leash dog park or beach in your neighbourhood?



Concerns with Off-Leash Dog Park in Neighbourhood

- The most common concerns about having an off-leash dog park in their neighbourhood were related to cleanliness and owners not picking up after their dog(s) (25%), owners not controlling their dogs (9%), and the possibility of aggressive dog(s) (8%). Noise from barking was also a concern for 7% of residents and 4% mentioned safety of people/children. However, over one-third (36%) of residents have no concerns about an off-leash dog park in their neighbourhood.
- Those residents who oppose an off-leash dog park in their neighbourhood are more likely to have concerns than those that support a park. The concerns that they have, however, appear to be similar with the exception that they are significantly more concerned about cleanliness and containment (keep dogs in area and kids/other pets out) than residents who support the park.

Q12. What, if any, concerns would you have about having a dog park in your neighbourhood?
(coded - multiple mention)

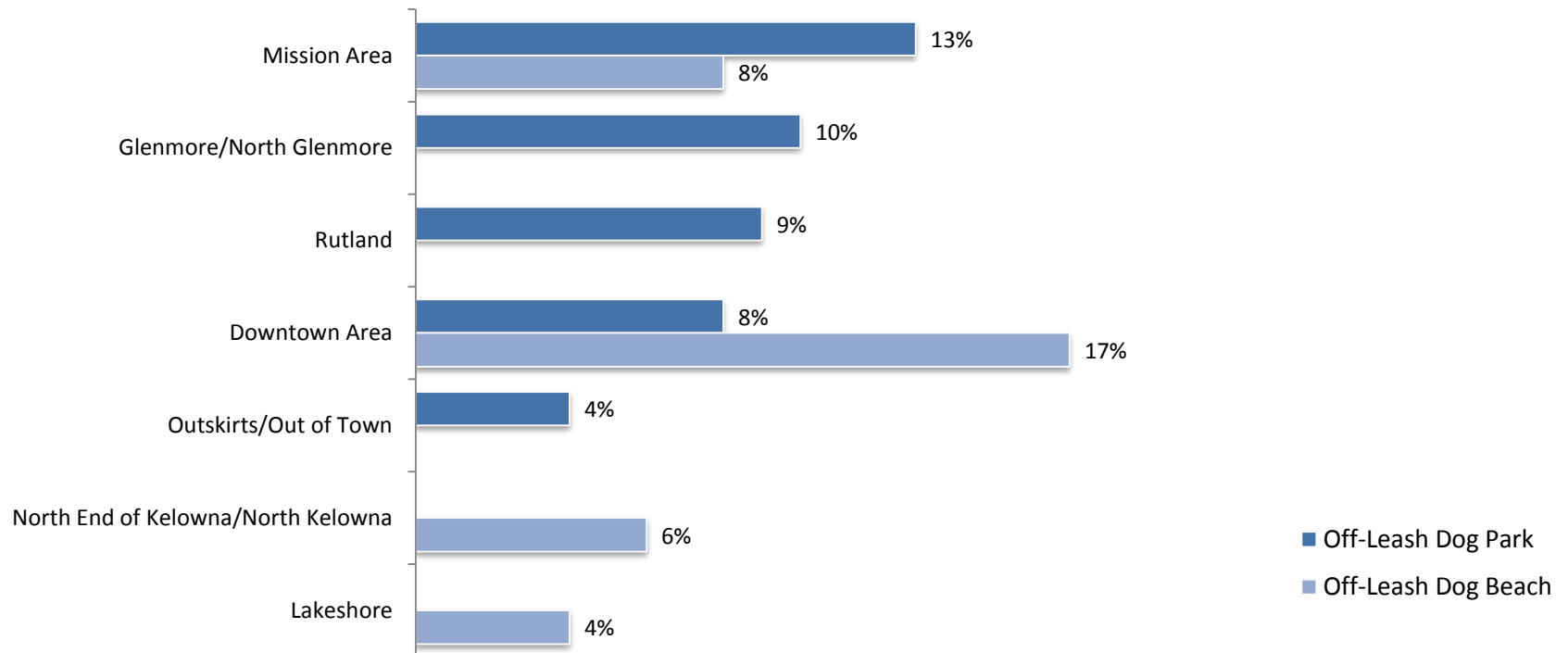


Base: All respondents, n=386.

Suggested Locations for an Off-Leash Dog Park

- Although approximately one-third of residents didn't know or refused to provide a suggested location for either a new off-leash dog park or beach, the most popular suggestions were the Mission (13%) and Glenmore (10%) areas for a park and the Downtown (17%) and Mission (8%) areas for a beach.

Q12/Q13. What location or area within the City of Kelowna would be your most preferred option for a new off-leash dog park/beach?
(coded – multiple mention)

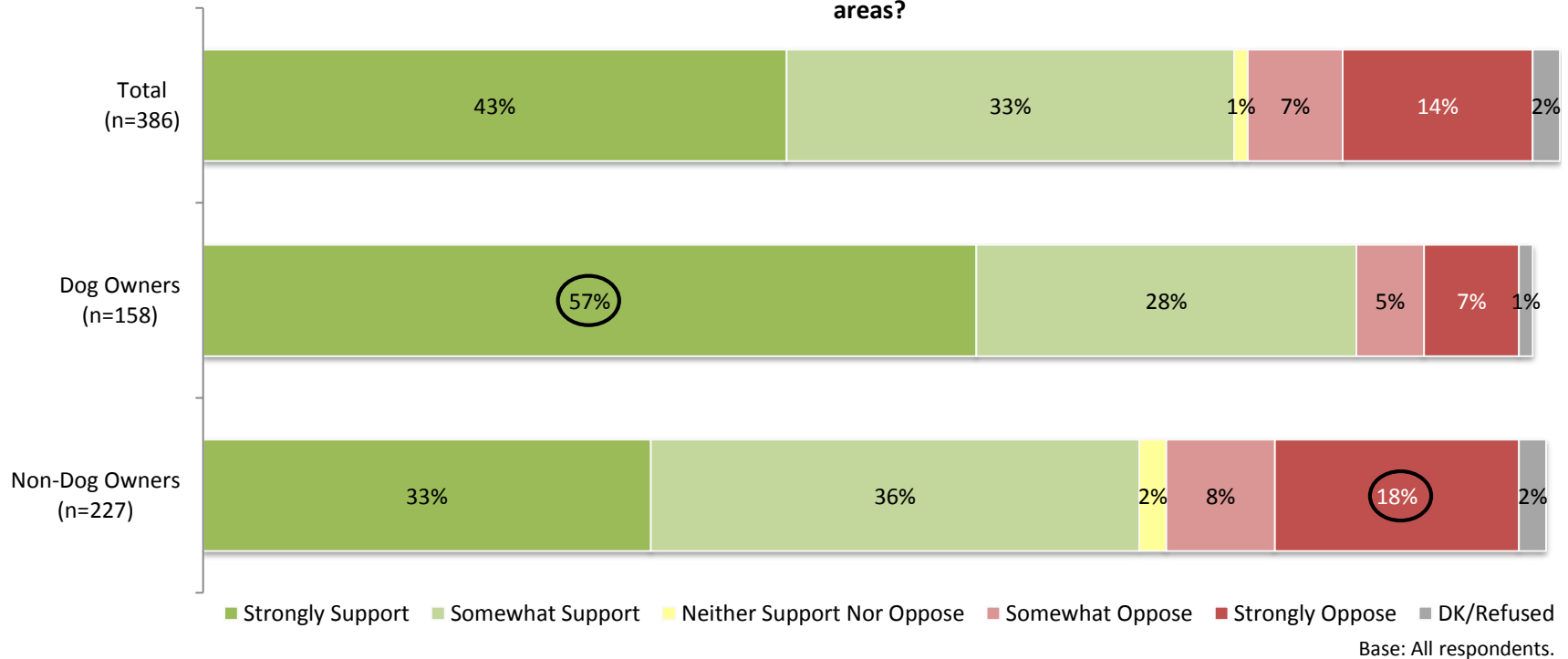


Base: all respondents, n=386.
Only responses with over 4% of respondents is displayed.

Perceptions of a Fenced Off-Leash Dog Area at an Existing Beach

- Support for creating an off-leash dog area at an existing City of Kelowna beach is strong. In fact, nearly 43% strongly support and 33% somewhat support this proposal.
- Not surprisingly, support for a fenced off-leash dog area at an existing beach is significantly higher among dog owners than non-dog owners. Nearly six-in-ten (57%) dog owners strongly support this compared to 33% of non-dog owners.
- Those that support this concept are significantly more likely to be 18 to 34 years old.

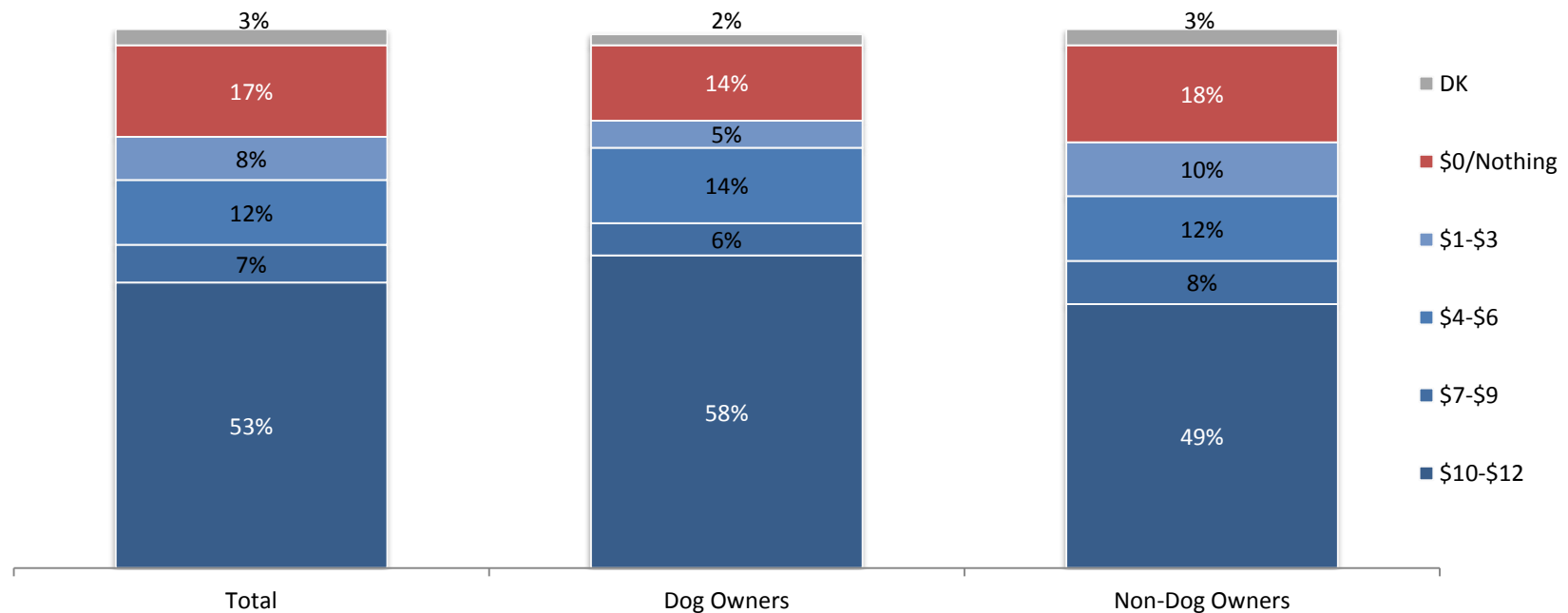
Q15. Would you support or oppose creating a fenced off-leash dog area at an existing City of Kelowna beach providing that it meets Interior Health Authority standards and dogs are not allowed in human swimming areas?



Willingness to Pay for Development of Off-Leash Dog Areas

- Most residents are willing to have property taxes increase by a maximum of \$12 per year to assist with the costs for developing off-leash dog areas in the City of Kelowna. In fact, 80% agreed that at least one of the presented property taxes increases were reasonable. It should, however, be noted that not all residents are necessarily home owners therefore their willingness to agree to a property tax increase may not be directly reflective of those who own property within the City.
- Over half (53%) of residents believe it is reasonable to increase property taxes by an average of \$10-\$12 per year for this purpose while an additional 7% think \$7-\$9 is reasonable.
- Interestingly, there are no significant differences between dog owners and non-dog owners; however, residents aged 35 to 54 and 55 or over are significantly more likely to note that no property tax increase would be reasonable (16% and 23%, respectively compared to only 7% among 18 to 34 year olds).

Q6. Is it reasonable to increase property taxes by...?

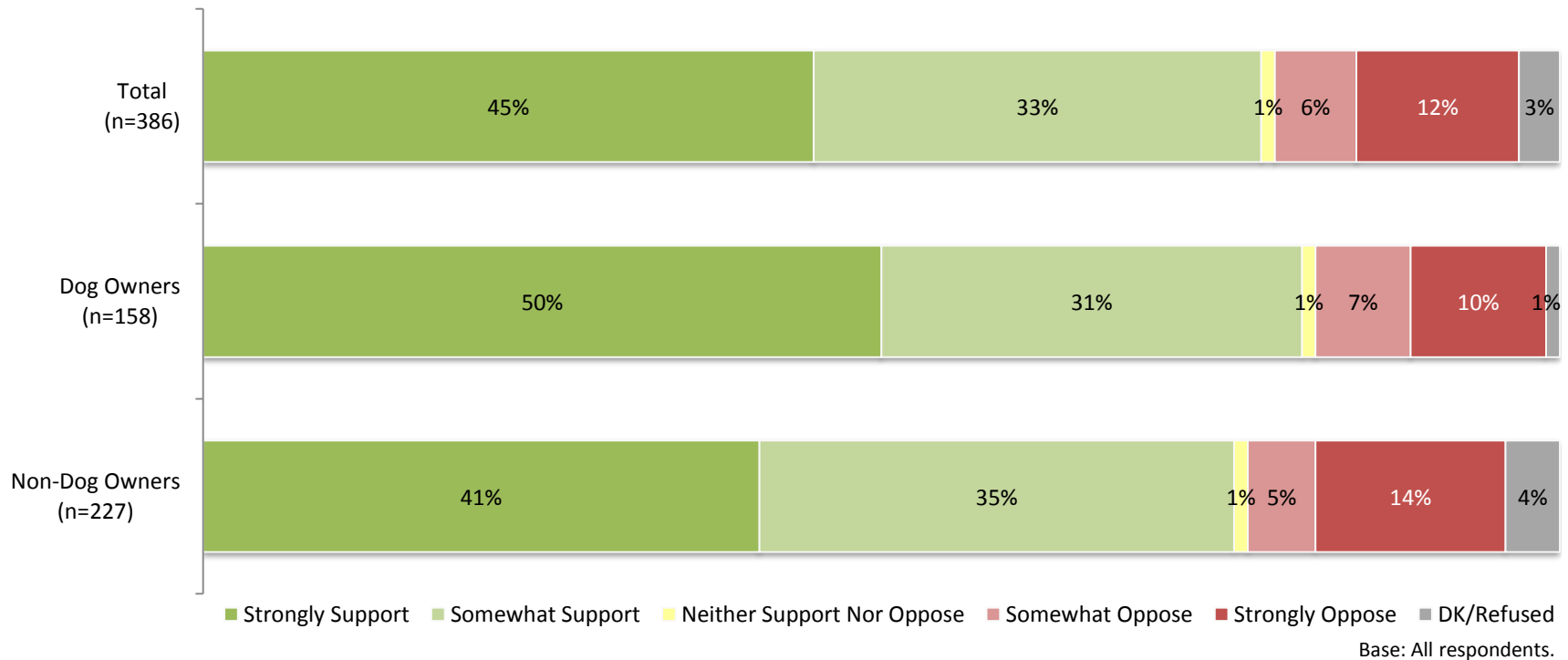


Base: All respondents, n=386; Dog Owners, n=158, Non-Dog Owners, n=227.

Perceptions of a Sponsorship in Off-Leash Dog Areas

- Similar to other results, support to start offering advertising/sponsorship opportunities in off-leash dog parks to decrease the impact on property taxes is very strong. In fact, 45% strongly support and 33% somewhat support advertising or sponsorship for this.
- Similar to willingness to pay, residents aged 55 and older are significantly more likely to oppose (strongly or somewhat) sponsorship (24%) compared to their counterparts aged 18 to 34 (11%).

Q17. Some cities have started offering advertising or sponsorship options in parks as a way to decrease impact on property taxes. Would you support or oppose sponsorship or advertising options in off-leash dog parks?



Summary

Dog Ownership

- **Approximately 4-in-10 residents own a dog.** In fact, 38% of residents are dog owners which is consistent with previous results. Middle-aged residents, aged 35 to 54 years old, are more likely to be dog owners (52%) than those aged 18 to 34 (35%) or 55 or older (29%).

Perceptions and Use of Current Off-Leash Parks and Beaches

- **The general sense is that there are enough off-leash dog parks but the City of Kelowna may be lacking off-leash dog beaches.** Half of residents believe there are enough off-leash dog parks but only 36% believe that there are enough off-leash dog beaches. The perception among dog owners is more negative with only 22% agreeing that there are enough off-leash dog beaches.
- **Use of current off-leash dog parks and beaches vary drastically.** Approximately 48% of dog owners say their dog goes to an off-leash dog park at least monthly if not more frequently. In contrast, only 29% say their dog goes to an off-leash dog beach at least monthly. It is important to note that seasonality, although may be applicable to both parks and beaches, may play a large role in this finding.
- **Inconvenience or distance is the primary reason for not using off-leash dog beaches more regularly.** In fact, 30% of those that say their dog rarely or never goes to an off-leash dog beach due to this reason. This is true for 10% of those who say that their dog rarely or never goes to an off-leash dog park but other reasons, such as not having a need, are more common.

Expectations of Proximity to Off-Leash Dog Areas

- ***Having an off-leash dog park within walking distance to your home is not a common expectation of residents.*** In fact, only 34% of residents say that this is a reasonable expectation. Notably, there are no significant differences between dog owners (39%) and non-dog owners (31%). Among those that think it is reasonable to expect to have an off-leash dog park within walking distance, most think that a 16 to 20 minute walk to the off-leash park is reasonable.
- ***Most residents think that they should be able to access an off-leash dog area within a 15 minute drive.*** One-third (34%) believe that it should be a maximum of a 10 minute drive while 30% think 11 to 15 minutes is a reasonable time expectation.

Options for Off-Leash Areas

- ***Creating an off-leash dog park in respondents' neighbourhoods is strongly supported.*** Although approximately 20% of residents oppose this, three-quarters (76%) support the creation of an off-leash dog park or beach in their neighbourhood. Support is notably higher among dog owners (87% versus 69% among non-dog owners).
- ***The primary concern, if any, about an off-leash dog park in their neighbourhood is related to cleanliness.*** Although 36% noted they have no concerns about an off-leash dog park or beach in their neighbourhood, 25% noted that they would have some concerns regarding owners possibly not picking up after their dog(s).
- ***Residents had a difficult time suggesting possible locations for off-leash areas.*** That being said, Mission and Glenmore appear to be the most common suggestions for off-leash dog parks while Downtown and Mission are the most common suggestions for off-leash dog beaches.

- ***There is strong support for creating a fenced off-leash dog area at an existing beach.*** Three-quarters (76%) of residents support this option with 43% strongly supporting it. As we would expect, dog owners are more supportive of this concept with 85% supporting it (57% strongly) compared to 69% of non-dog owners.
- ***Although there is a willingness to increase property taxes by \$10-\$12 to develop off-leash dog areas, residents do support offering advertising or sponsorship options in parks as a way of decreasing this impact.*** Although 17% suggested that they don't think any increase is reasonable, 53% agreed that \$10-\$12 was a reasonable increase to develop this area. Nearly 8-in-10 (78%) support offering advertising or sponsorship options as a means to offset impact on property taxes.

Appendix 1

Demographics

Appendix 1 - Demographics

Age

Age Categories	Proportion of Completes (unweighted)	Proportion of Completes (weighted)
18-34 Years Old	13%	26%
35-54 Years Old	43%	34%
55 Years Old or Older	44%	40%

Gender

Gender	Proportion of Completes (unweighted)	Proportion of Completes (weighted)
Male	43%	47%
Female	57%	53%

FSA

FSA	Proportion of Completes (unweighted)	Proportion of Completes (weighted)
V1V	17%	16%
V1X	23%	26%
V1W	29%	27%
V1Y	28%	28%
V1P	3%	4%

Appendix 1 - Demographics

Demographics by Dog Ownership (weighted)

Age Categories	TOTAL (n=386)	Dog Owners (n=158)	Non-Dog Owners (n=227)
18-34 Years Old	26%	24%	28%
35-54 Years Old	34%	46%	26%
55 Years Old or Older	40%	30%	46%
Gender			
Male	47%	52%	41%
Female	53%	48%	59%
FSA			
V1V	16%	9%	19%
V1X	26%	29%	24%
V1W	27%	32%	23%
V1Y	28%	26%	29%
V1P	4%	5%	4%

Appendix 1 - Demographics

Demographics by Support for Off-Leash Area in Neighbourhood (weighted)

Age Categories	TOTAL (n=386)	Support (n=280)	Oppose (n=86)
18-34 Years Old	26%	33%	4%
35-54 Years Old	34%	34%	37%
55 Years Old or Older	40%	33%	59%
Gender			
Male	47%	46%	56%
Female	53%	54%	44%
FSA			
V1V	16%	15%	17%
V1X	26%	28%	20%
V1W	27%	26%	28%
V1Y	28%	28%	27%
V1P	4%	3%	8%

Appendix 2

Questionnaire

Version: January 21, 2016

Introduction

Hello, this is _____ calling from NRG Research Group. We're a professional public opinion research company calling on behalf of the City of Kelowna. We are not selling anything. The City is looking for your input about future dog parks. You do not have to be a dog owner to answer this survey as the City is looking for responses from both dog owners and non-dog owners. Your responses will remain anonymous.

May I please speak with the person in your household 18 years of age or older who most recently had a birthday? Is that you?

Yes [CONTINUE]

No - ASK: May I speak to that person? [READ INTRODUCTION]

Don't know [ASK AGAIN, IF STILL DK/REF THEN THANK AND TERMINATE]

(IF NECESSARY: Please be assured that this survey is completely confidential.)

(IF NECESSARY: This survey will take around 8 minutes to complete.)

(INTERVIEWER NOTE: If inconvenient timing, schedule a call back.)

SCREENING

(DO NOT ASK) RECORD GENDER

1. Male
2. Female

A. First of all, do you, or does anyone in your household, work for... (READ LIST)

1. The City of Kelowna;
2. The media, that is a radio or TV station, newspaper, magazine, or online news source;
3. A market research firm
4. [ALWAYS LAST] (DO NOT READ) None

[IF 'NONE' IN QA, CONTINUE. OTHERWISE, THANK AND TERMINATE.]

B. To ensure you fall into our study area, can you confirm the first three digits of your postal code? [RECORD AND REPEAT BACK TO CONFIRM] (IF NECESSARY, ADD: I assure you that this information will remain completely confidential. We only use it for classification purposes.)

1. V1V
2. V1X
3. V1W
4. V1Y
5. VIP
6. Other - THANK & TERMINATE
7. Refused - THANKS & TERMINATE

C. ASK IF QB=V1P XXX, Do you live in the City of Kelowna? This does not include the communities of Joe Rich and Ellison, the City of West Kelowna, or the District of Lake Country.

1. YES
2. NO - THANK & TERMINATE
3. REFUSED - THANK AND TERMINATE

D. The City of Kelowna is interested in hearing from a broad cross-section of the public, including representation from all age groups. Please tell me into which of the following categories best describes your age: (READ LIST UNTIL ANSWERED)

Version: January 21, 2016

1. 18 to 24
2. 25 to 34
3. 35 to 44
4. 45 to 54
5. 55 to 64
6. 65 or older
7. REFUSED - THANK & TERMINATE

Survey Questions

Today we are interested in better understanding residents' perceptions of off-leash dog parks and beaches.

1. How many dogs, if any, does your household have?

1. 0
2. 1
3. 2
4. 3 or more
5. DK/REF

READ TO ALL: The next two questions ask about off-leash dog parks then off-leash dog beaches. The City of Kelowna currently has seven off-leash dog parks, two temporary off-leash dog parks and one off-leash dog beach.

2. Do you feel there are enough off-leash dog parks in the City of Kelowna to sufficiently meet the needs of dog owners

1. YES
2. NO
3. DON'T KNOW
4. REFUSE

3. Do you feel there are enough off-leash dog beaches in the City of Kelowna to sufficiently meet the needs of dog owners

1. YES
2. NO
3. DON'T KNOW
4. REFUSE

[IF Q1='0' OR 'DK/REF', SKIP TO Q5.]

4. ASK IF Q1='1','2','3 or more': Thinking specifically about off-leash dog parks. On average, how often does your dog/dogs use an off-leash dog park? Would you say...

(READ LIST)

- Daily
- Weekly
- Monthly
- Rarely
- Never

[DO NOT READ] DON'T KNOW

[DO NOT READ] REFUSE

5. ASK IF Q4= 'RARELY' OR 'NEVER': What is the main reason your dog [PIPE IN ANSWER TO Q4] goes to an off-leash dog park? (DO NOT PROBE) [ACCEPT 1 MENTION]

Version: January 21, 2016

6. Now thinking about off-leash dog beaches. On average, how often does your dog/dogs use an off-leash dog beach? Would you say...

(READ LIST)

- Daily
- Weekly
- Monthly
- Rarely
- Never

[DO NOT READ] DON'T KNOW

[DO NOT READ] REFUSE

7. ASK IF Q6="RARELY" OR "NEVER": What is the main reason your dog/dogs [PIPE IN Q6] use an off-leash dog beach? (DO NOT PROBE) [ACCEPT 1 MENTION]

8. Is it reasonable for residents to expect that an off-leash dog park or beach is within walking distance to their home?

Yes

No

9. IF Q8=YES, What would be a reasonable time expectation for a resident to walk to an off-leash dog park or beach? READ- RANDOM LOWEST TO HIGHEST/HIGHEST TO LOWEST

- a) 10 minutes or less
- b) 11 to 15 minutes
- c) 16 to 20 minutes
- d) 21 minutes or more
- e) DO NOT READ: Don't think an off-leash dog park is necessary
- f) DO NOT READ: Don't Know

10. ASK ALL: What would be a reasonable time expectation for a resident to drive to an off-leash dog park or beach? READ- RANDOM LOWEST TO HIGHEST/HIGHEST TO LOWEST

- a) 10 minutes or less
- b) 11 to 15 minutes
- c) 16 to 20 minutes
- d) 21 minutes or more
- e) DO NOT READ: Don't think an off-leash dog park is necessary
- f) DO NOT READ: Don't Know

10. Do you support or oppose the creation of an off-leash dog park or beach in your neighbourhood? Would that be strongly or somewhat [OPPOSE/SUPPORT]?

- 1. Strongly support
- 2. Somewhat support
- 3. [DO NOT READ] Neither Support Nor Oppose
- 4. Somewhat oppose
- 5. Strongly oppose
- 6. [DO NOT READ] DK/REFUSE

11. What, if any, concerns, would you have about having a dog park in your neighbourhood? (DO NOT PROBE) [ACCEPT 1 MENTION]

NO CONCERNS

Version: January 21, 2016

12. What location or area within the City of Kelowna would be your most preferred option for a new off-leash dog park? (DO NOT PROBE) [RECORD VERBATIM]

13. What location or area within the City of Kelowna would be your most preferred option for a new off-leash dog beach? (DO NOT PROBE) [RECORD VERBATIM]

14. Would you support or oppose creating a fenced off-leash dog beach at an existing City of Kelowna beach providing that it meets Interior Health Authority standards and dogs are not allowed in human swimming areas? Would that be strongly or somewhat?

- 1. Strongly support
- 2. Somewhat support
- 3. [DO NOT READ] Neither Support Nor Oppose
- 4. Somewhat oppose
- 5. Strongly oppose
- 6. [DO NOT READ] DK/REFUSE

15. Property taxes are one of the main sources of revenue used to pay for services and infrastructure, including parks, provided by the City of Kelowna. To fund the acquisition and development of an off-leash dog park, property taxes may be increased. We are interested in better understanding what residents view as a reasonable annual cost. For context, the average single family home property tax bill is \$1,861. Is it reasonable to increase property taxes by ...

15a. 10 to 12 Dollars (\$10-\$12) NO [CONTINUE] / YES [GO TO Q16]

15b. 7 to 9 Dollars (\$7-\$9) NO [CONTINUE] / YES [GO TO Q16]

15c. 4 to 6 Dollars (\$4-\$6) NO [CONTINUE] / YES [GO TO Q16]

15d. 1 to 3 Dollars (\$1-\$3) NO / YES

DO NOT READ Nothing [FORCE 15a-15d=NO]

16. Some cities have started offering advertising and sponsorship options in parks as a way to decrease impact on property taxes. Typically, this includes signage in exchange for offering the public a free product, such as dog waste bags. Would you support or oppose sponsorship or advertising options in off-leash dog parks? Would that be strongly or somewhat?

- 1. Strongly support
- 2. Somewhat support
- 3. [DO NOT READ] Neither Support Nor Oppose
- 4. Somewhat oppose
- 5. Strongly oppose
- 6. [DO NOT READ] DK/REFUSE

That completes our questions today. Thank you for helping us to gather this information!