

Airport Advisory Committee

AGENDA



Thursday, September 22, 2022

9:00 am

Airport Administration Boardroom

Kelowna International Airport

1-5533 Airport Way

Kelowna, BC

	Pages
1. Call to Order, Welcome and Introductions	
2. Confirmation of Minutes	2 - 5
May 19, 2022.	
3. Reports	6 - 89
3.1 Airport Operations Update	
3.2 Airport Development	
3.3 Financials	
4. Questions & Wrap Up	
5. Termination of Meeting	



Airport Advisory Committee Minutes

Date:	Thursday, May 19, 2022
Time:	1:00 pm
Location:	Airport Administration Boardroom Kelowna International Airport 1-5533 Airport Way, Kelowna, B.C.
Members Present	Chair, Mayor Colin Basran, City of Kelowna
Members Participating Remotely	Brad Sieben, Councillor, City of Kelowna Cindy Fortin, Mayor, District of Peachland
Staff Participating Remotely	Legislative Coordinator (Confidential), Clint McKenzie
Members Present	Gail Given, Chair, Regional District of Central Okanagan Andre Blanleil, Kelowna City at Large Akbal Mund, Councillor, City of Vernon James Baker, Mayor, District of Lake Country Chad Eliason, Councillor, City of Salmon Arm Darrin Taylor, Greater Vernon Chamber of Commerce Roch Fortin, Summerland Chamber of Commerce
Members Absent	Corie Griffiths, Economic Development Commission Grant Stevens, KF Aerospace, Aviation Industry Representative Jordan Coble, Councillor, Westbank First Nation Joseph Clohessy, Tourism Kelowna Pamela Pearson, Kelowna Chamber of Commerce Rick DeJong, Councillor, City of West Kelowna Fernanda Alexander, Westbank First Nation Judy Sentes, Deputy Mayor, City of Penticton Amber Hall, Greater Westside Board of Trade
Staff Present	City Manager, Doug Gilchrist Airport Director, Sam Samaddar, City of Kelowna Senior Airport Development Manager, Geoff Ritchie, City of Kelowna Senior Airport Operations Manager, Phillip Elchitz, City of Kelowna Senior Airport Finance & Corporate Services Manager, Shayne Dyrdal, City of Kelowna

1. Call to Order, Welcome and Introductions

Mayor Basran called the meeting to order at 1:08 p.m.

The Mayor introduced new members.

2. Confirmation of Minutes

Moved By Chad Eliason/Seconded By Mayor James Baker

THAT the Minutes of the October 28, 2021 Airport Advisory Committee meeting be adopted.

Carried

3. Reports

3.1 Operational Update

Senior Airport Operations Manager:

- Displayed a PowerPoint presentation providing an update of the operations of the airport.
- Reviewed monthly passenger count January through April 2022 to 2021. Expecting to be down 15% compared to pre Covid levels.
- There are close to 6,000 passengers per day currently.
- Back to 2016 levels but still a ways to go to reach 2 million passengers per year.
- Security screening is back to full operation.
- Ambassador program restarted May 16th.
- Food and Beverage is struggling due to a shortage of labour resources. Groundside White Spot is still closed. A food truck has been set up.
- Groundside Tim Hortons is open with limited hours.
- Airsides White Spot is open with limited seating as it is difficult finding staff.
- Airsides Subway is open and able to function with what is currently available.
- Health Protocols - masks are mandatory beyond screening and on aircraft.
- Vaccine mandate for travelling public and airport employees.
- Ongoing reduction of Prime Contractor Services with reduced number of maintenance contractor staff hours.
- Onsite Antigen and PCR testing is available allowing a four-hour turnaround in testing providing a high level of confidence.
- ACI-NA health accreditation continues to be maintained.
- Spoke to the 2040 OCP engagement and protecting YLW as an economic generator.
- Working with the Regional District to maintain same level of input on surrounding land use for flight paths.
- Spoke to having reached Level 1 Airport Carbon Accreditation. Level 2 will take place in the Fall with Airports Council International.
- Airport Director touched on the work around YLW being accredited and working towards being carbon neutral by 2030 and helping other provincial airports achieve this goal.
- Advised there is a new parking contractor - Indigo. In operation now for a few weeks.
- Discussed Frictionless Travel including RFID baggage tagging, virtual queuing, self-boarding - facial recognition, safety analytics and verifiable credentials stored in passenger's digital wallet.

Airport Director:

- Reviewed the events planned from April through October for YLW's 75 anniversary this year.
- Mayor Basran encouraged the Committee to attend all of the planned events and congratulated airport staff on their efforts towards carbon neutrality.
- Responded to questions from the Committee.

Discussion ensued regarding air travel volume and how long it will take to recover to pre-Covid levels.

Discussion regarding airport partner services and the need to improve employee attraction, recruitment and retention.

Screening services - CATSA employee levels were reviewed.

3.2 Development Update

Senior Airport Development Manager:

- Displayed a PowerPoint presentation providing an update on project developments.
- Reviewed the expansion of the ATB.
- Played a virtual tour of the expansion of the air terminal building.
- Reviewed airport biosecurity infrastructure and how the flow of baggage intake changes.
- Reviewed the enabling works for the ATB expansion including the Fortis electrical feed, grease interceptor for food services, valet booth/parking, taxis/bus holding area, car rentals and garbage enclosures.
- Provided an update on greenhouse gas emissions infrastructure including roof top units, boilers and hot water tanks.
- Reviewed runway end safety area as new federal regulations require the provision of a safety area at each end of the runway.
- Reviewed Ops Stand 5 concrete panel installation.
- Reviewed airfield lighting and the costing exercise taking place to determine what it will take to get to the next higher level.
- Apron 3 design due to asphalt deterioration was reviewed.
- Referenced the master Commercial Development plan and how every piece is interconnected.
- Reviewed the YLW Child Care facility campus wide at YLW receiving a \$3 million dollar provincial grant that will provide 86 spaces.
- Hotel and parkade - proponent has been decided with a 90-day due diligence period.
- Reviewed commercial air investments including commercial space with CD12 zoning.
- Spoke to the commercial interest in East land developments and the push to be permit ready.
- Responded to questions from the Committee.

City Manager:

- Spoke to the transportation network and the finalizing of the Gateway Study and recent meetings with the Ministry on approving the road network in the airport area.
- Spoke to the east side lands not currently being serviced and the opportunity for a partnership to achieve servicing.

Staff:

- Spoke to renewable natural gas being explored.
- Spoke to the private public partnership for the hotel which will let the market suggest the direction we are going.
- Provided an update on Air Service Development.
- Reviewed Covid passenger recovery scenarios.
- Reviewed seat capacity comparisons with other airports.
- Spoke to Lynx Air operations starting on April 15th.
- Spoke to Swoop coming back into the market.
- Reviewed government grant funding including the Airport Relief Fund of \$3.1 million.
- Responded to questions from the Committee.

The meeting adjourned at 2:56 p.m.

The meeting reconvened at 3:09 p.m.

3.3 Financial Update

Senior Airport Finance & Corporate Services Manager:

- Displayed a PowerPoint presentation providing a financial update of the airport.
- Reviewed 2021 Statement of Operations and surplus position in 2021.
- Spoke to Covid grants received from the federal and provincial governments.
- Spoke to annual surplus and efforts made by staff during the pandemic to reduce costs.
- Reviewed Statement of Financial Position. Highlights included the increase in financial assets driven by increase in accounts receivable and the receipt of RATI grant.

- Reviewed Statement of Cash Flows and positive cash flow from operations and repayment of debt.
- Reviewed the debt repayment schedule.
- Reviewed aeronautical revenue per landed air carrier seat. In comparison YLW is on the lower end of comparable airports.
- Airport improvement fee per passenger was reviewed. In the AIF category in Tier 1 and Tier 2 airports YLW is in the median average range. Plans are to keep the current AIF consistent.
- Responded to questions from the Committee.
- Confirmed YLW is paying off debt as each term comes due.

City Manager:

-Advised there is a possibility of paying a municipal debt off early within the terms of the Municipal Finance Authority depending on the interest rate fluctuation on investments.

3.4 Recommendations

Moved By Andre Blanleil/Seconded By Akbal Mund

THAT the Airport Advisory Committee receive for information, the report from Kelowna International Airport, presented May 19, 2022.

Carried

4. Questions & Wrap Up

Mayor Basran congratulated airport staff on continuing to do an exceptional job.

5. Termination of Meeting

Mayor Basran declared the meeting terminated at 3:25 p.m.

Chair

Airport Advisory Committee Meeting

September 22, 20



YLVW

Kelowna International Airport

CELEBRATING
75
YEARS

Agenda

- ▶ Call to Order, Welcome and Introductions
- ▶ Approval of Minutes
- ▶ Operational Update
- ▶ Development Update
- ▶ Financial Update
- ▶ Recommendations
- ▶ Questions



YLW
Kelowna
International
Airport

CELEBRATING
75
YEARS

Operational Update

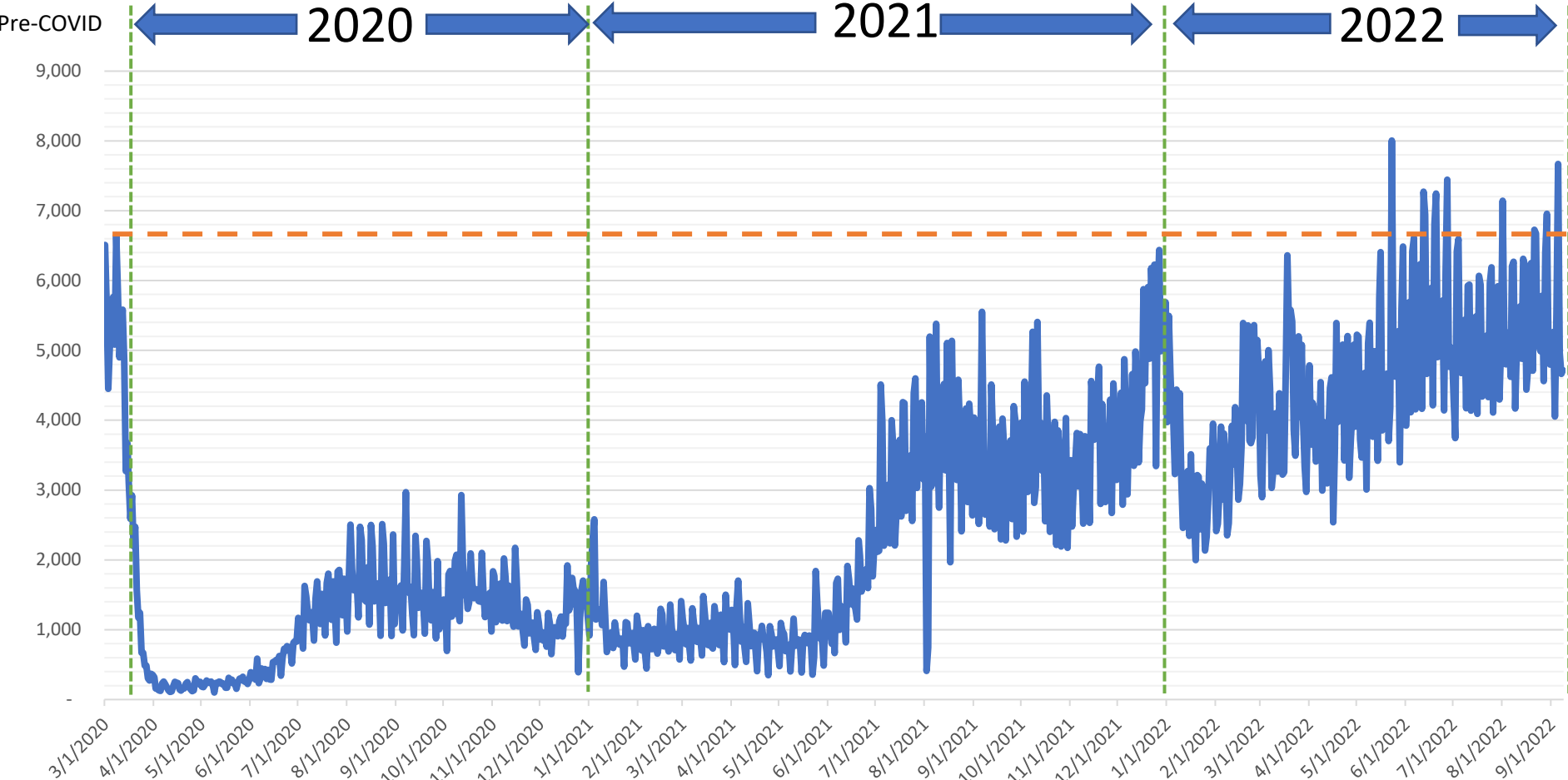


2022 Monthly Passengers

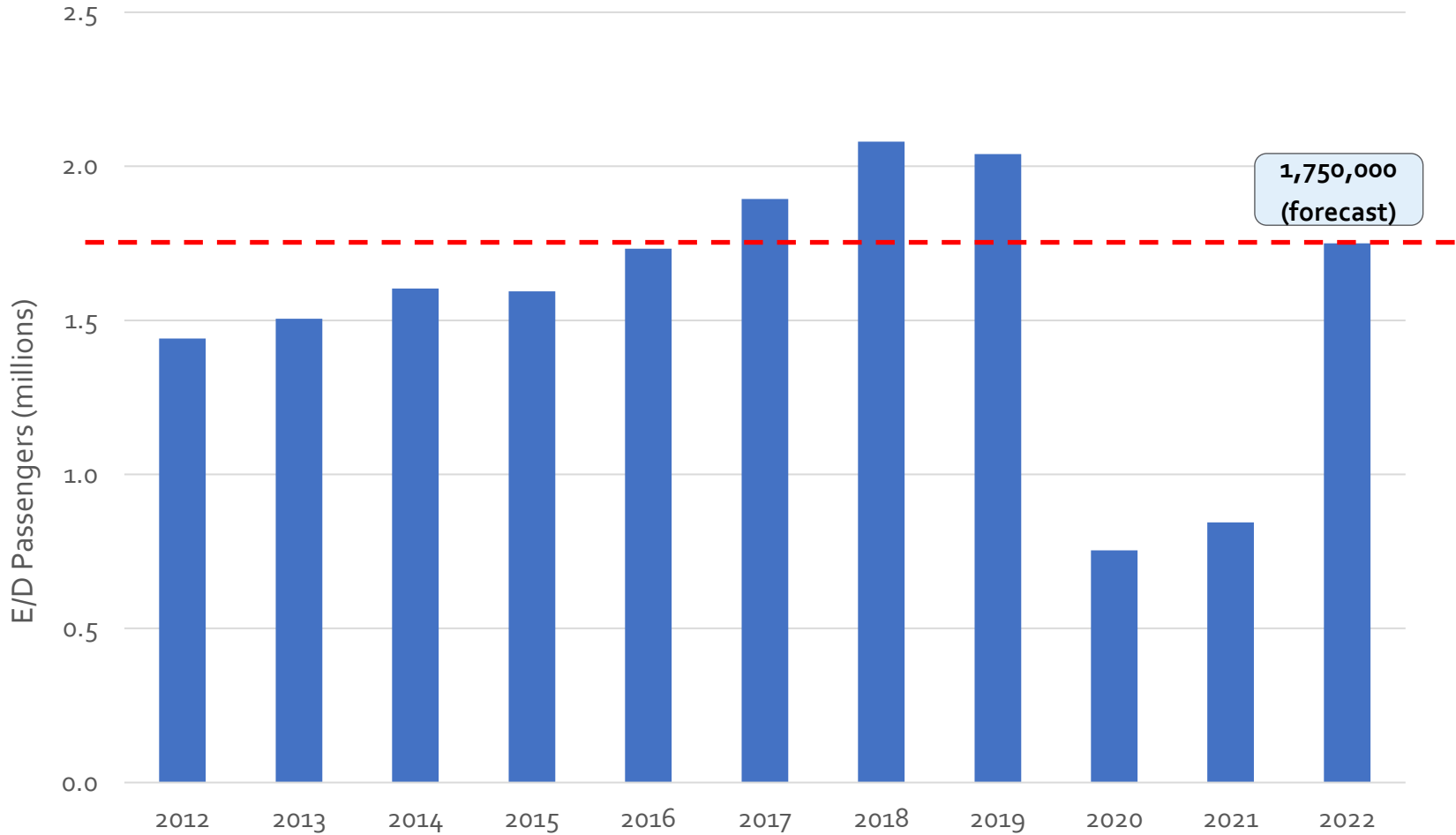
	Monthly	% Monthly (2021)	YTD	% YTD (2021)	%YTD (2019)
January	97,789	211%	97,789	211%	
February	104,127	287%	201,916	246%	
March	126,193	315%	328,109	270%	
April	127,158	386%	455,267	297%	
May	148,192	501%	603,459	332%	
June	167,294	248%	770,753	311%	
July	159,517	64%	930,253	227%	
August	166,242	63%	1,096,495	184%	

Total (est)			1,750,000	208%	-14%
--------------------	--	--	-----------	------	------

Passenger Statistics – Tracked Daily



2012 – 2022 Passenger Statistics



Source: Innovata Schedules (via Diio) outbound seats

Operational Status

- ▶ Most services have reopened
- ▶ Security screening operating at full capacity
- ▶ International status fully reinstated
- ▶ CBSA (customs) fully staffed and operational
- ▶ Ambassadors, Junior Ambassadors and Ambassadorog programs fully operational

Food and Beverage Services

- ▶ Groundside Whitespot - Remains closed (staffing)
- ▶ Groundside Tim Hortons - Open
- ▶ Airside Tim Hortons – Open (limited hours staffing)
- ▶ Airside Whitespot (limited seating)
- ▶ Airside Subway - Open

Health Protocols

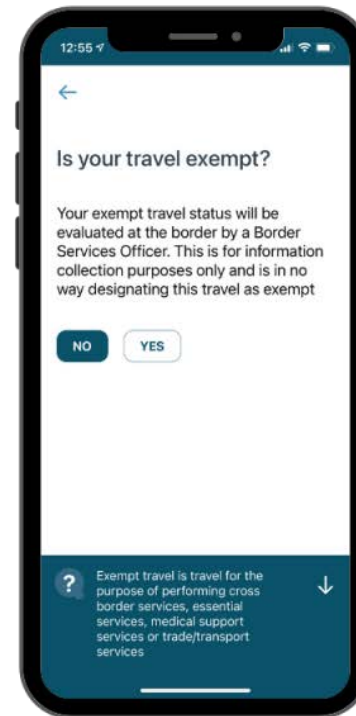
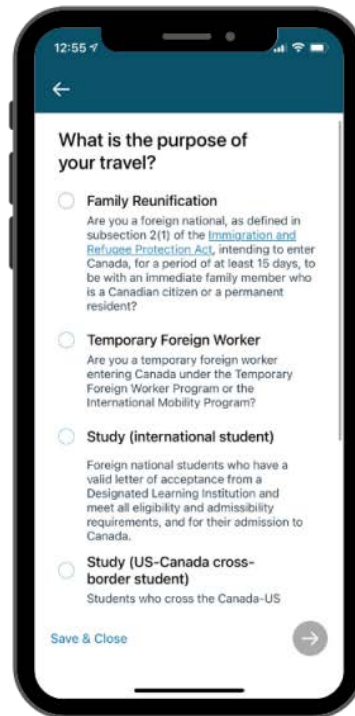
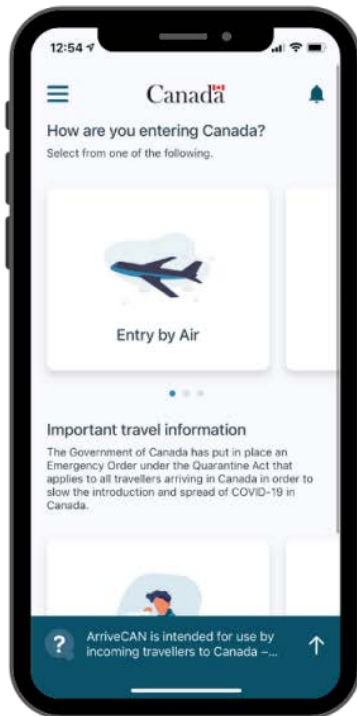
- ▶ Masks mandatory beyond the screening point and on aircraft remains in place
- ▶ Vaccine mandate for passengers arriving internationally remains in place

Antigen and PCR Testing Programs

- ▶ Traveling Public
 - ▶ All mandatory testing requirements for the travelling public have been paused
 - ▶ Some “surveillance” testing ongoing for international arriving passengers at the 4 major Canadian airports
- ▶ Campus Employee Program
 - ▶ Voluntary YLW campus wide testing program has ended with all infrastructure removed from site

Vaccine Mandate - Passengers

Vaccine mandate remains in place for entry into Canada from the US and international destinations using the ArriveCAN App



Vaccine Mandate - Employees

The vaccine mandate for employees in federally regulated industries has been paused

COVID-19 Proof of Vaccination / Preuve de vaccination contre la COVID-19

Issuing Province / Territory Province / Territoire de délivrance	Country of issuance / Pays d'émission
Yukon	Canada
Name / Nom : Doe, Jane Liz	
Date of birth / Date de naissance : 02 JUL / JUIL 1985	
SMART Health Cards QR Code / Code QR de la carte Santé SMART	
	
Vaccinations administered / Vaccins reçus : 2	
Date : 05 FEB / FÉV 2021	
Product / Produit : Pfizer-BioNTech Comirnaty COVID-19	
Lot : 818364	
Date : 05 JAN / JAN 2021	
Product / Produit : Pfizer-BioNTech Comirnaty COVID-19	
Lot : Not available / Non disponible	

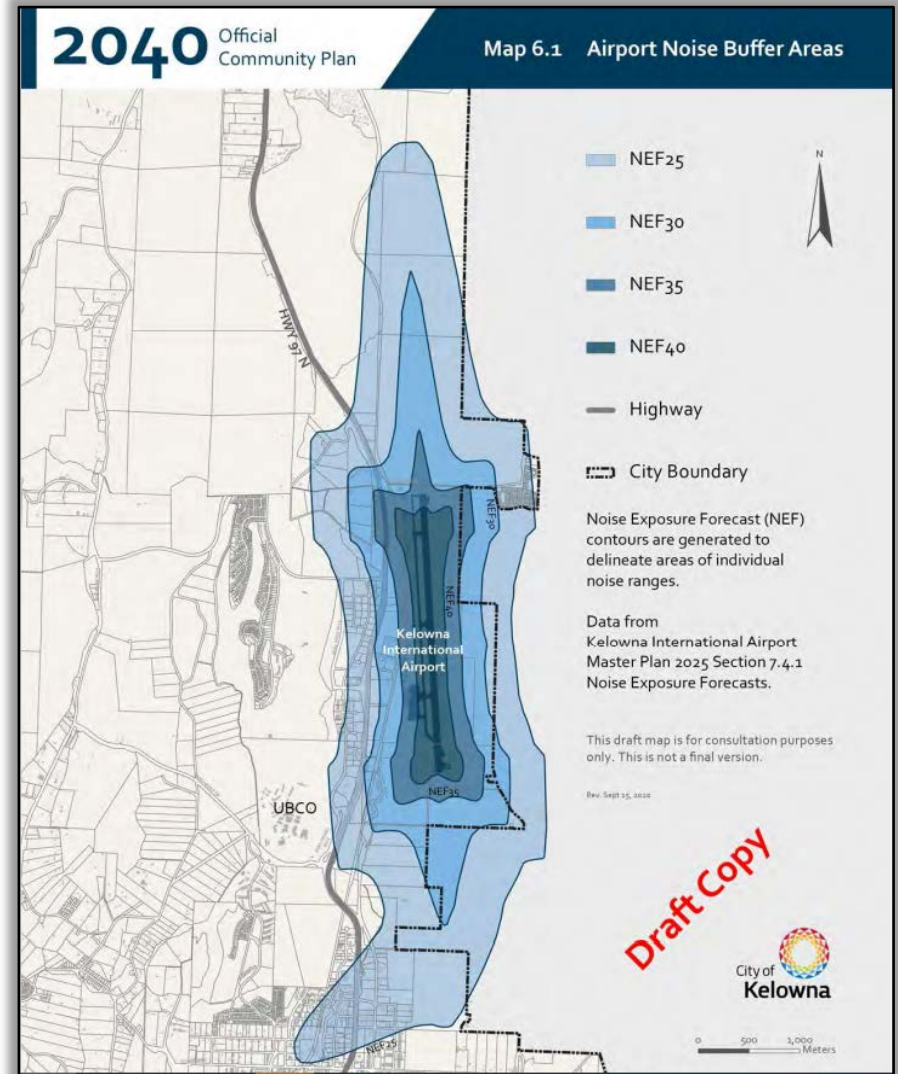
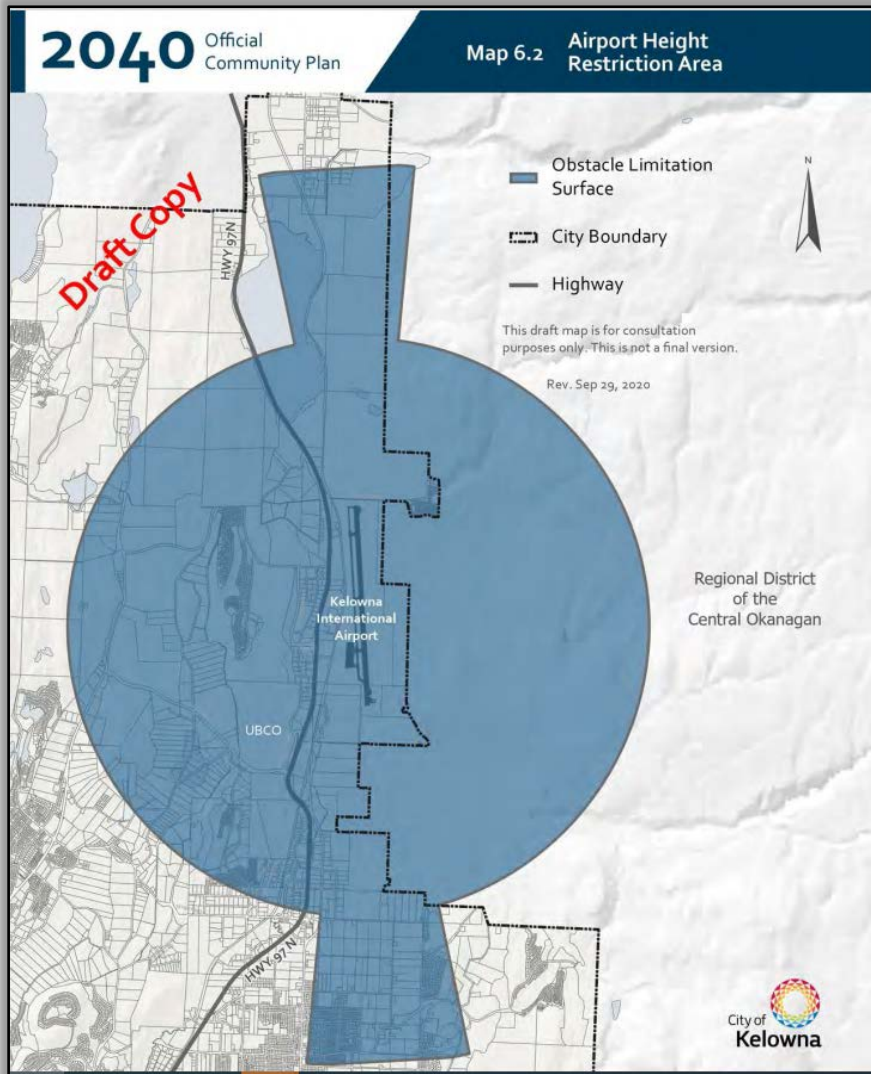
This document contains confidential information that is intended only for use by the named individual or as authorized by law. Any unauthorized disclosure, copying, or distribution of the contents is strictly prohibited. Issued on 05 JUL 2021. If this document is folded, ensure the QR code is not creased.

Ce document contient des renseignements confidentiels qui sont destinés uniquement à l'usage de la personne nommée ou à l'usage autorisé par la loi. Toute divulgation, copie ou distribution non autorisée de son contenu est strictement interdite. Délivré le 05 JUIL 2021. Si ce document est plié, assurez-vous que le code QR ne fess pas.

ACI-NA Health Accreditation Maintained



Official Community Plan Engagement



Environmental Initiative

Level 2 – Airport Carbon Accreditation Achieved



+ MAPPING

Footprint measurement

+ REDUCTION

Carbon management towards a reduced carbon footprint

+ OPTIMISATION

Third party engagement in carbon footprint reduction

+ NEUTRALITY

Carbon neutrality for direct emissions by offsetting

+ TRANSFORMATION

Transforming airport operations and those of its business partners to achieve absolute emissions reductions

+ TRANSITION

Compensation for residual emissions with reliable offsets

Environmental Initiative

Commitment to Carbon Neutral & Net Zero




YLV is committed to achieving carbon neutrality by 2030 with a plan to achieve net zero or net negative by 2040.



Carbon neutral by 2030 equates to an average of 7.14% annual emissions reduction per passenger over 2016 levels.

Frictionless Travel – Our Future

- ▶ Integrated passenger journey
- ▶ AI and machine learning
- ▶ RFID baggage tagging
- ▶ Self-service baggage drops
- ▶ Virtual queuing
- ▶ Self-boarding – facial recognition
- ▶ Safety analytics
- ▶ Verifiable credentials stored in your digital wallet



YLW 75th Anniversary

Celebrating 75 Trips Around the Sun

Upcoming events

- ▶ YLW Campus Golf Tournament – September 23
- ▶ YLW 75 Community Golf Tournament – September 29
- ▶ YLW 75 Cocktail Gala – October 1
- ▶ Winter Travel Show – October 22





YLW
Kelowna
International
Airport

CELEBRATING
75
YEARS

Development Update



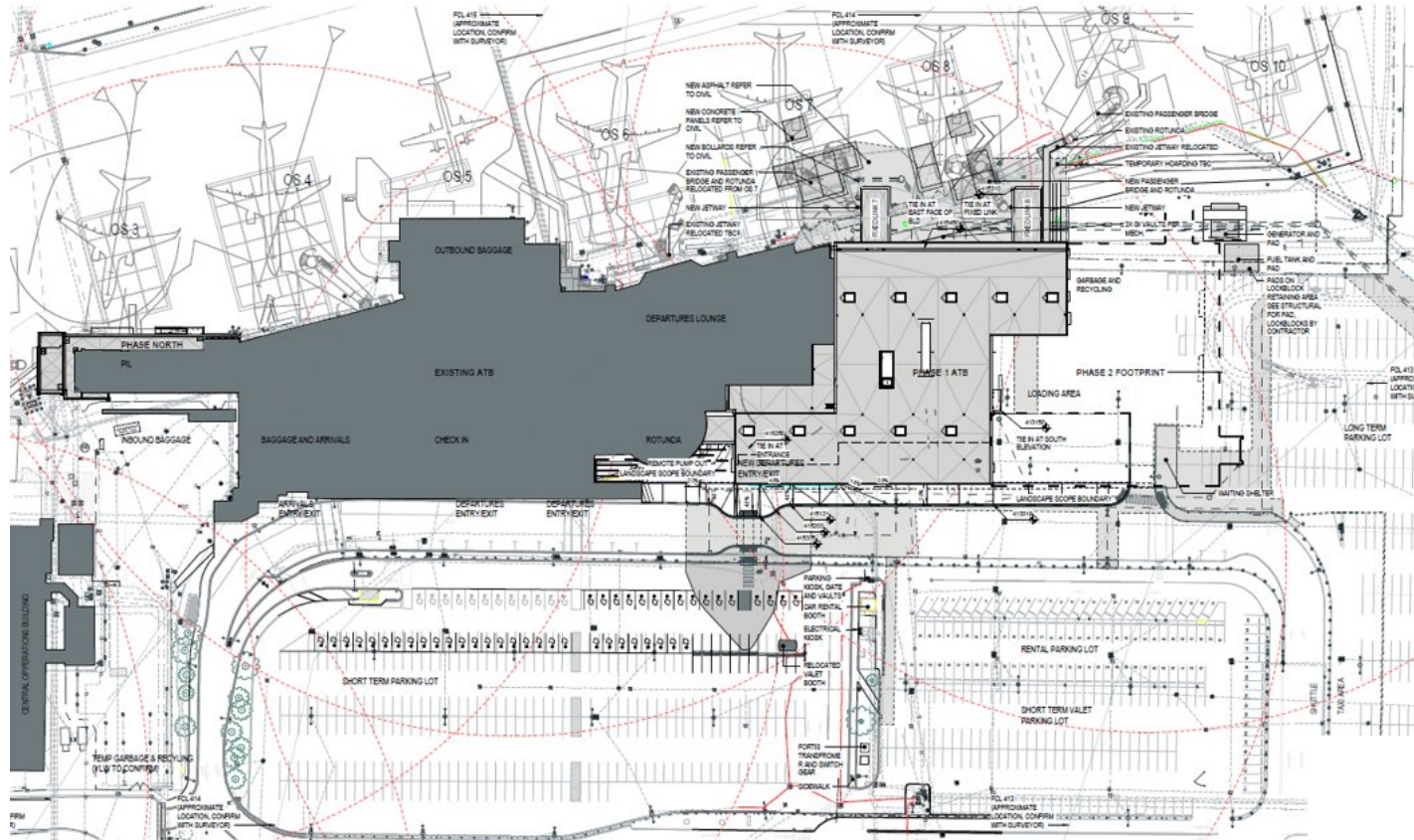
Soaring Beyond 2.5 Million Passengers

Design development of Air Terminal Building (ATB) expansion

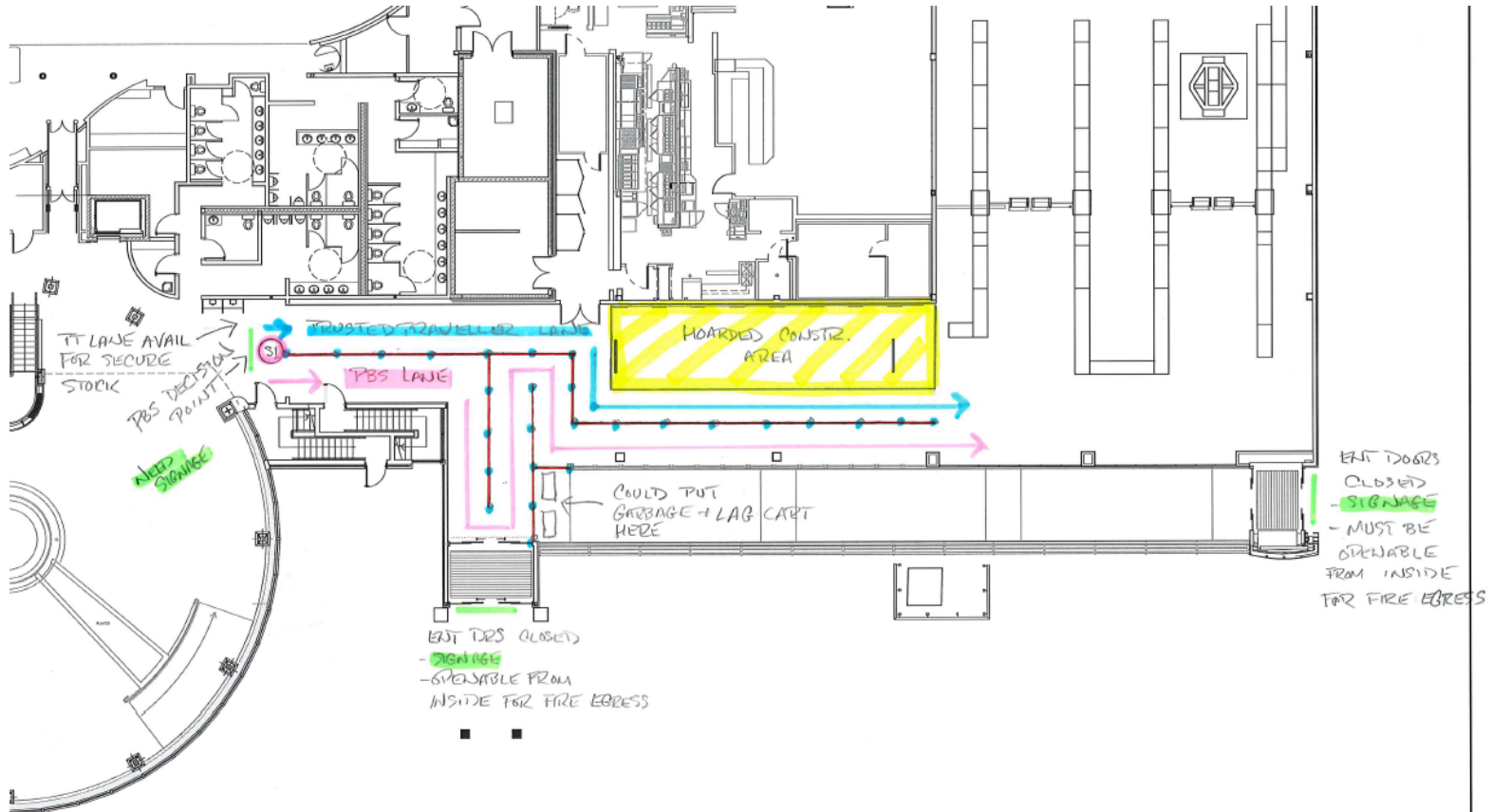
- ▶ VE exercise is complete
- ▶ Design has completed Issued for Tender set
- ▶ Construction timeline:
 - ▶ Enabling works – underway
 - ▶ Full project – TBD

Air Terminal Building Expansion

ATB Expansion – Site Plan



Enabling Works – Grease Interceptor (Complete)



Enabling Works – Phase 1

Qtr 3, 2022

Qtr 4, 2022

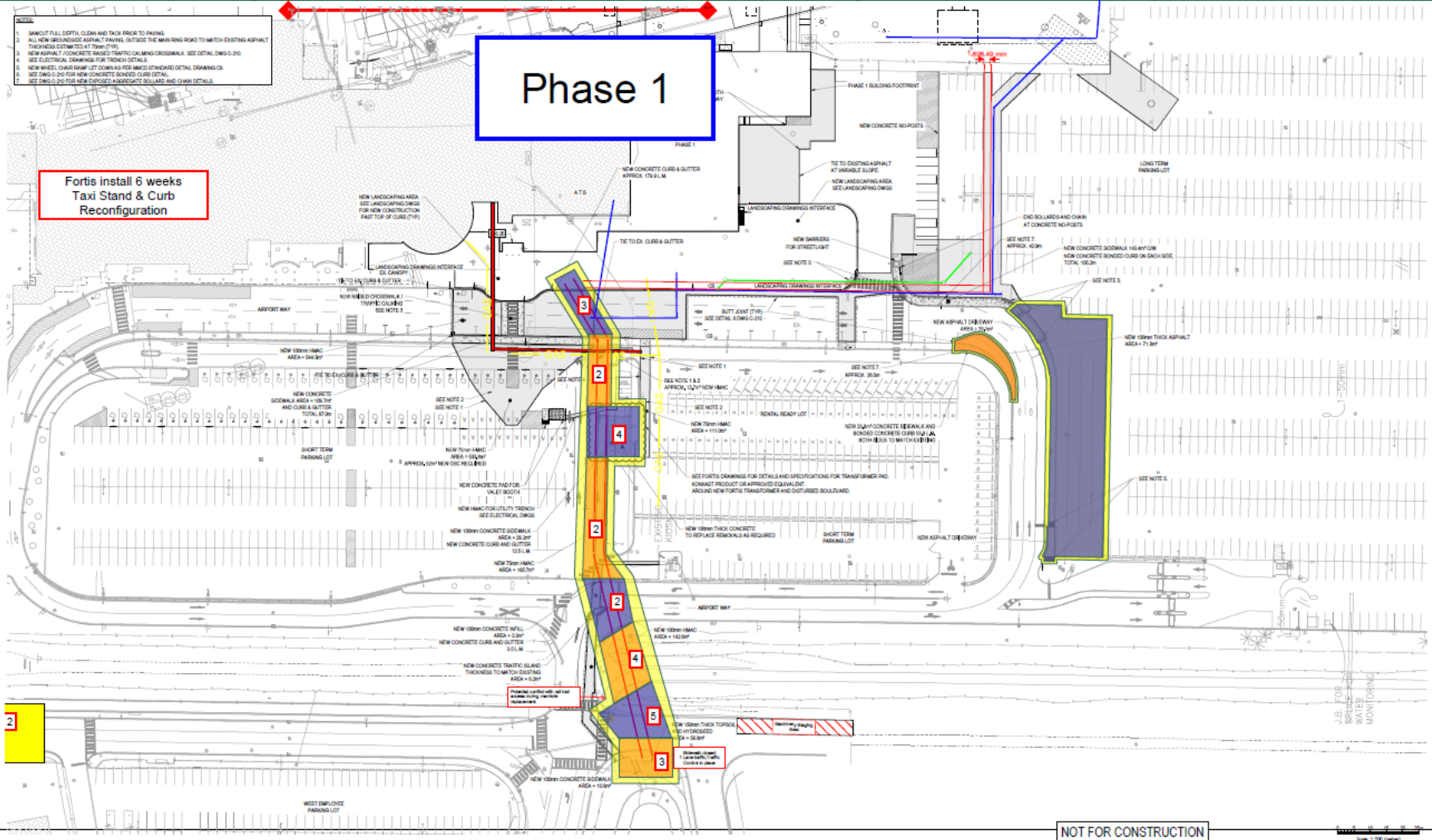
Aug

Sep

Oct

Nov

Dec



Fortis install 6 weeks
Taxi Stand & Curb
Reconfiguration

Phase 1

NOT FOR CONSTRUCTION

PCL
CONSTRUCTION LEADERS
PCL Constructors Westcoast Inc
#310-13911 Wireless Way
Richmond, BC V6V 3D9
Phone: 604-241-5200
www.pcl.com

THIS DRAWING IS FOR THE SOLE USE OF ANY PCL OPERATING COMPANY, OR ANY PCL JOINT VENTURE COMPANY. IT IS NOT TO BE USED, ALTERED OR REPRODUCED WITHOUT THE WRITTEN PERMISSION OF THE PCL FAMILY OF COMPANIES.

1	8/5/22	DC	
REV	DATE	BY	DESCRIPTION

YLW Enabling Works

Phasing Plan

SCALE:

DATE: 8/5/22

DESIGN BY: DC

DRAWN BY: 29

CHECKED BY:

01

Enabling Works – Phase 2

Qtr 3, 2022

Qtr 4, 2022

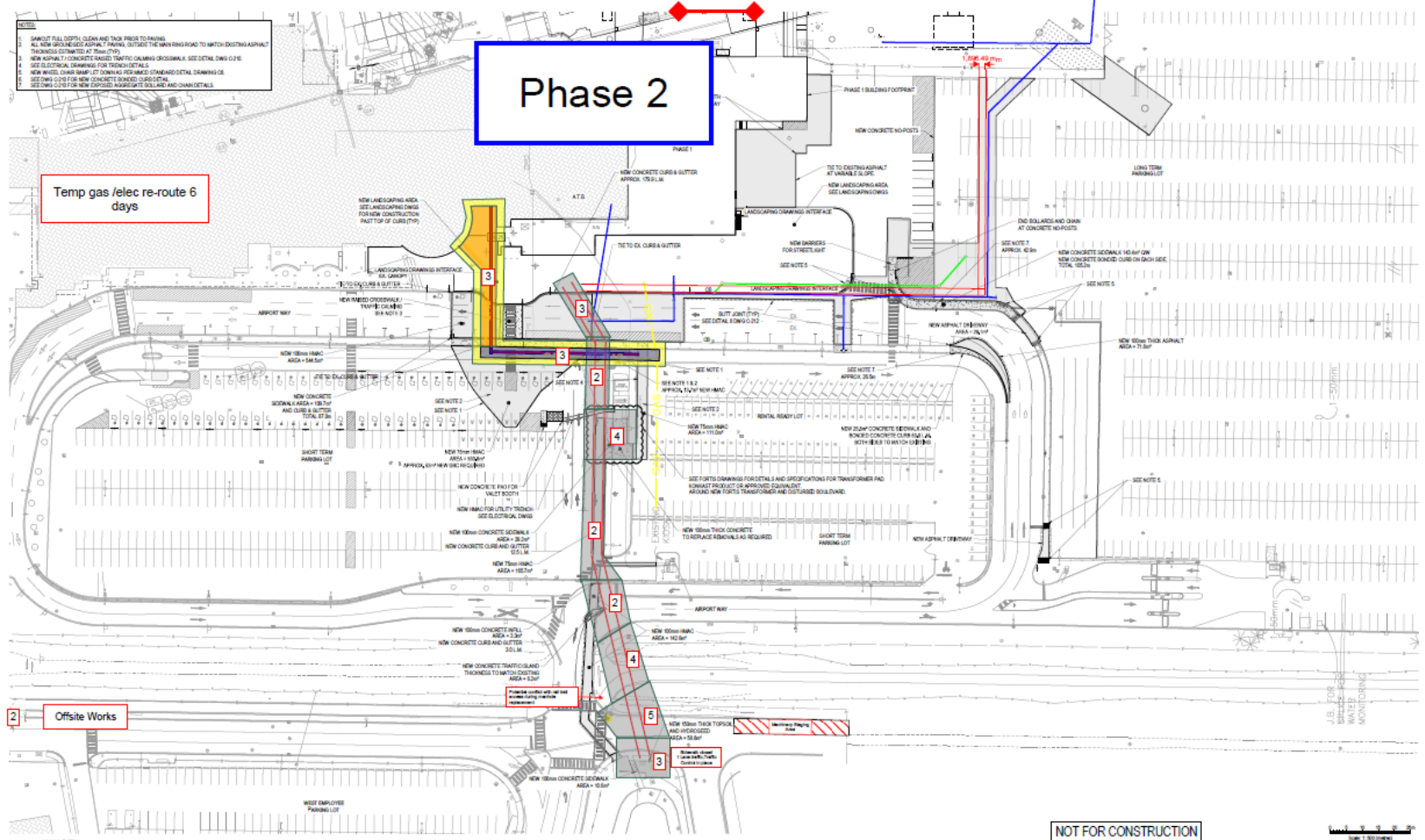
Aug

Sep

Oct

Nov

Dec



NOT FOR CONSTRUCTION

Scale: 1:50 (feet)



CONSTRUCTION LEADERS
PCL Constructors Westcoast Inc
#310-13911 Wireless Way
Richmond, BC V6V 3B9
Phone: 604-241-5200
www.pcl.com

THIS DRAWING IS FOR THE SOLE USE OF ANY PCL OPERATING COMPANY, OR ANY PCL JOINT VENTURE COMPANY. IT IS NOT TO BE USED, ALTERED OR REPRODUCED WITHOUT THE WRITTEN PERMISSION OF THE PCL FAMILY OF COMPANIES.

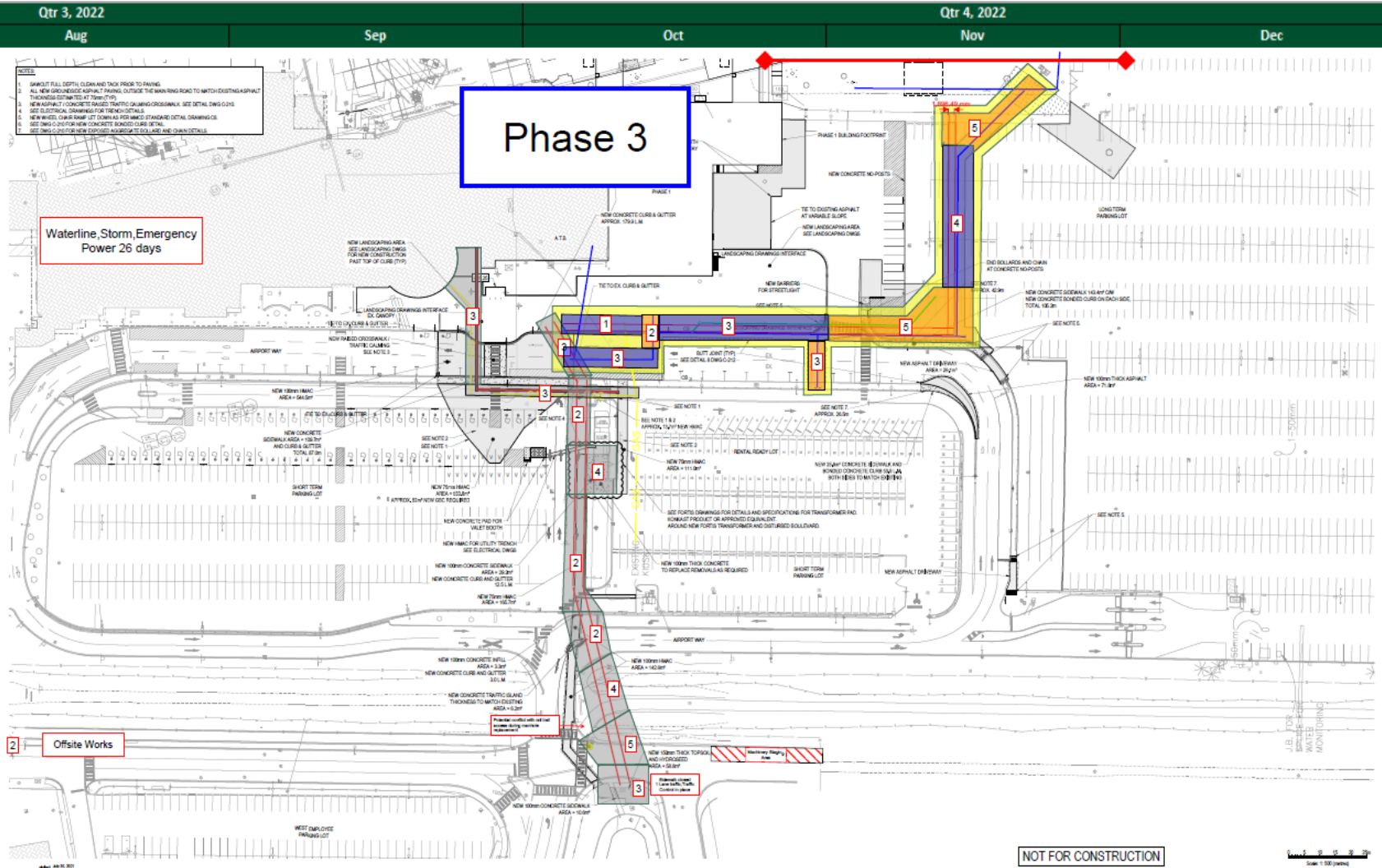
REV	DATE	BY	DESCRIPTION
1	8/5/22	DC	

YLW Enabling Works

Phasing Plan

SCALE:
DATE: 8/5/22
DESIGN BY:
DRAWN BY: 30
CHECKED BY:
01

Enabling Works – Phase 3



THIS DRAWING IS FOR THE SOLE USE OF ANY PCL OPERATING COMPANY, OR ANY PCL JOINT VENTURE COMPANY. IT IS NOT TO BE USED, ALTERED OR REPRODUCED WITHOUT THE WRITTEN PERMISSION OF THE PCL FAMILY OF COMPANIES.

REV	DATE	BY	DESCRIPTION
1	8/5/22	DC	

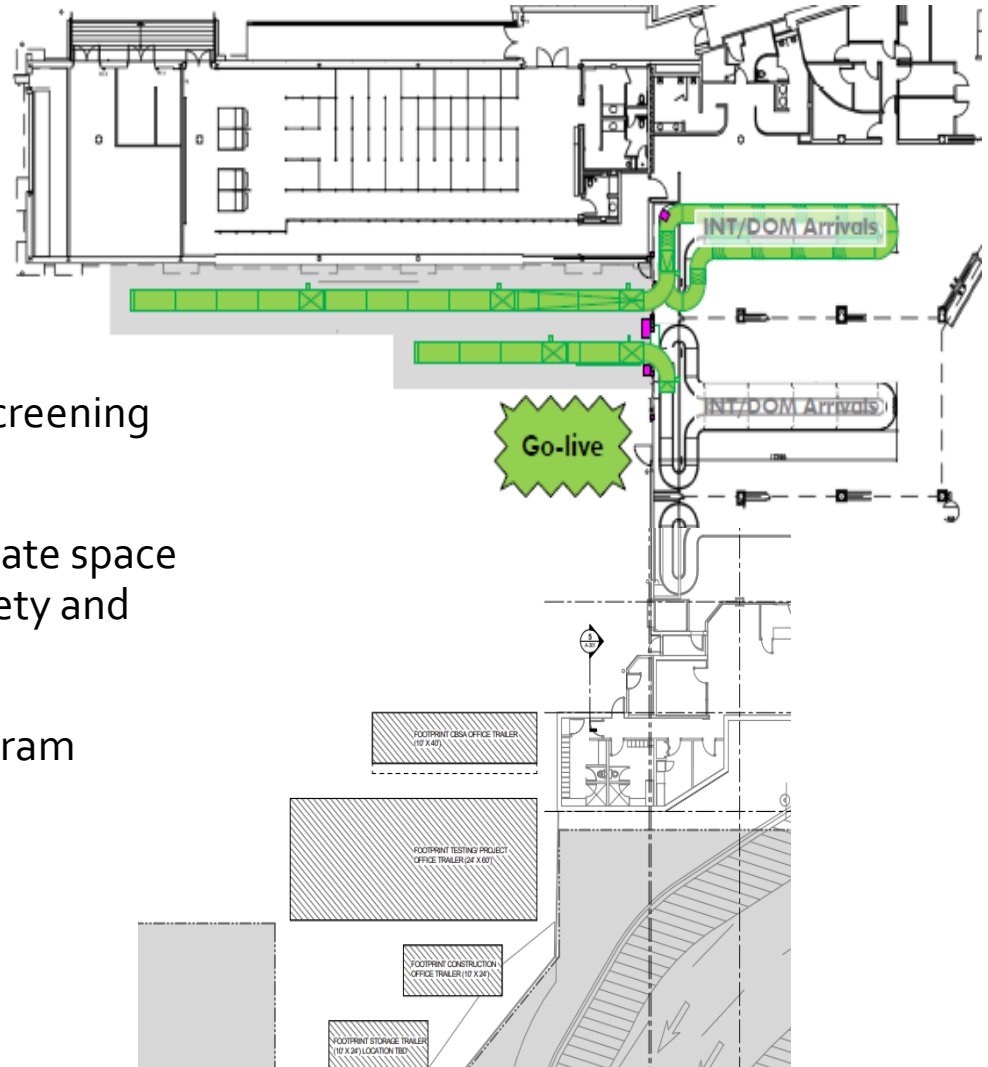
YLW Enabling Works
Phasing Plan

SCALE:	
DATE:	8/5/22
DESIGN BY:	DC
DRAWN BY:	
CHECKED BY:	31
	01

Airport Biosecurity Infrastructure (Complete)

Airport Biosecurity Infrastructure

- ▶ Portable facilities – testing and screening for international arrivals
- ▶ Portable facilities for CBSA
- ▶ Re-align inbound bag belts to create space
- ▶ Flow management - increase safety and decrease congestion
- ▶ Unscreened Arrivals
- ▶ 50% Federal Funding - ACIP Program



Airport Biosecurity Infrastructure - Before



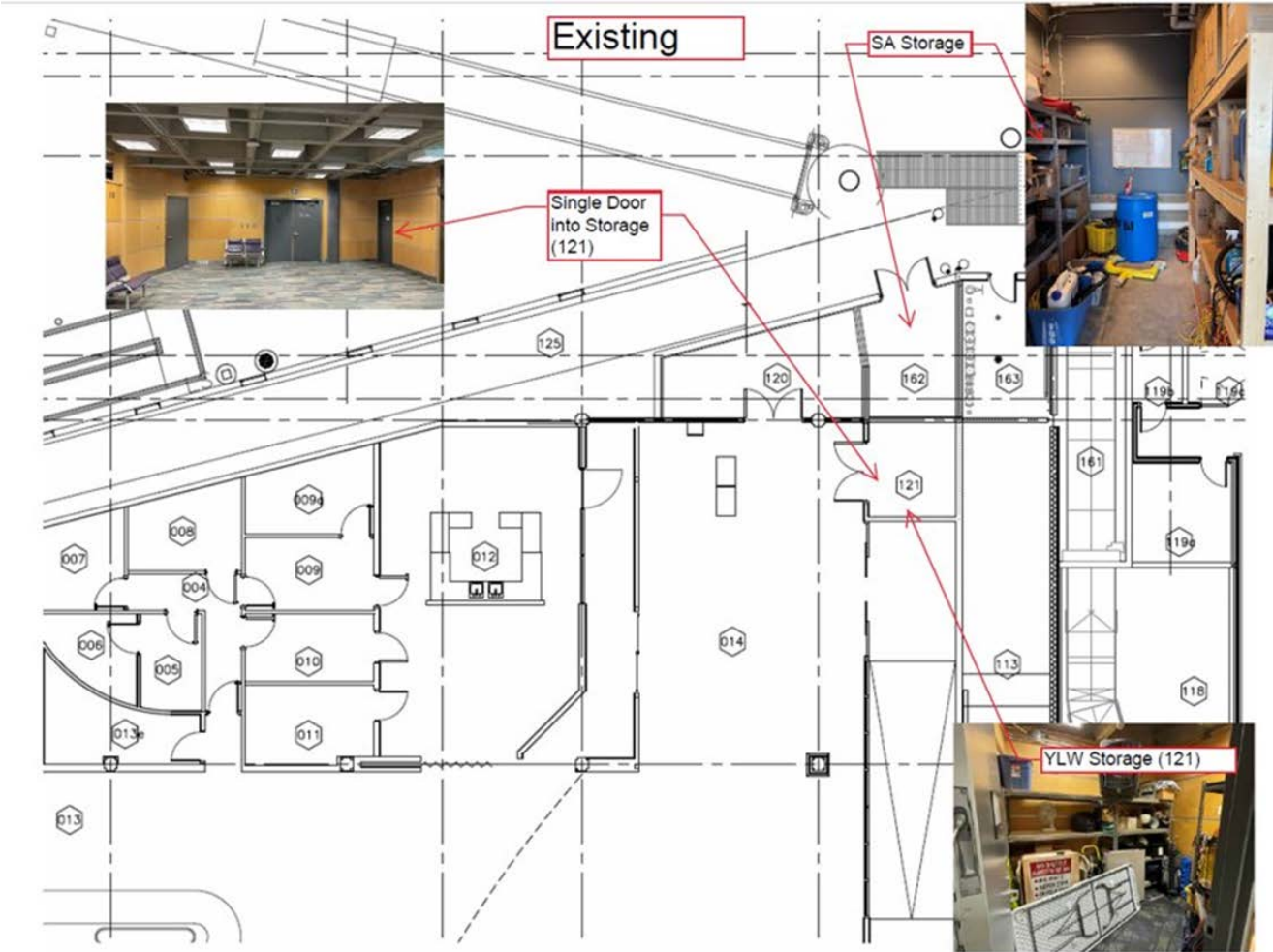
Airport Biosecurity Infrastructure - After




Airport Biosecurity Infrastructure - After



Gate 4 Unscreened Arrivals (Complete)



Gate 4 Unscreened Arrivals (Complete)



ATB Roof Replacement Program

▶ ATB Roof Replacement Program

- ▶ Replacement of poor and failing sections of the ATB roof
- ▶ Anticipated schedule – late spring / summer
- ▶ 50% Federal Funding - ACIP Program



Project Updates

- ▶ **SSBD Design**
 - ▶ Consultation and design
- ▶ **CUTE / CUSS Replacement**
 - ▶ Lifecycle replacement
 - ▶ Able to convert to 100% common use



Project Updates

- ▶ **GHG emissions reductions – Assessment replacing large scale gas units with electric units**
 - ▶ Roof top units
 - ▶ Boilers
 - ▶ Hot water tanks

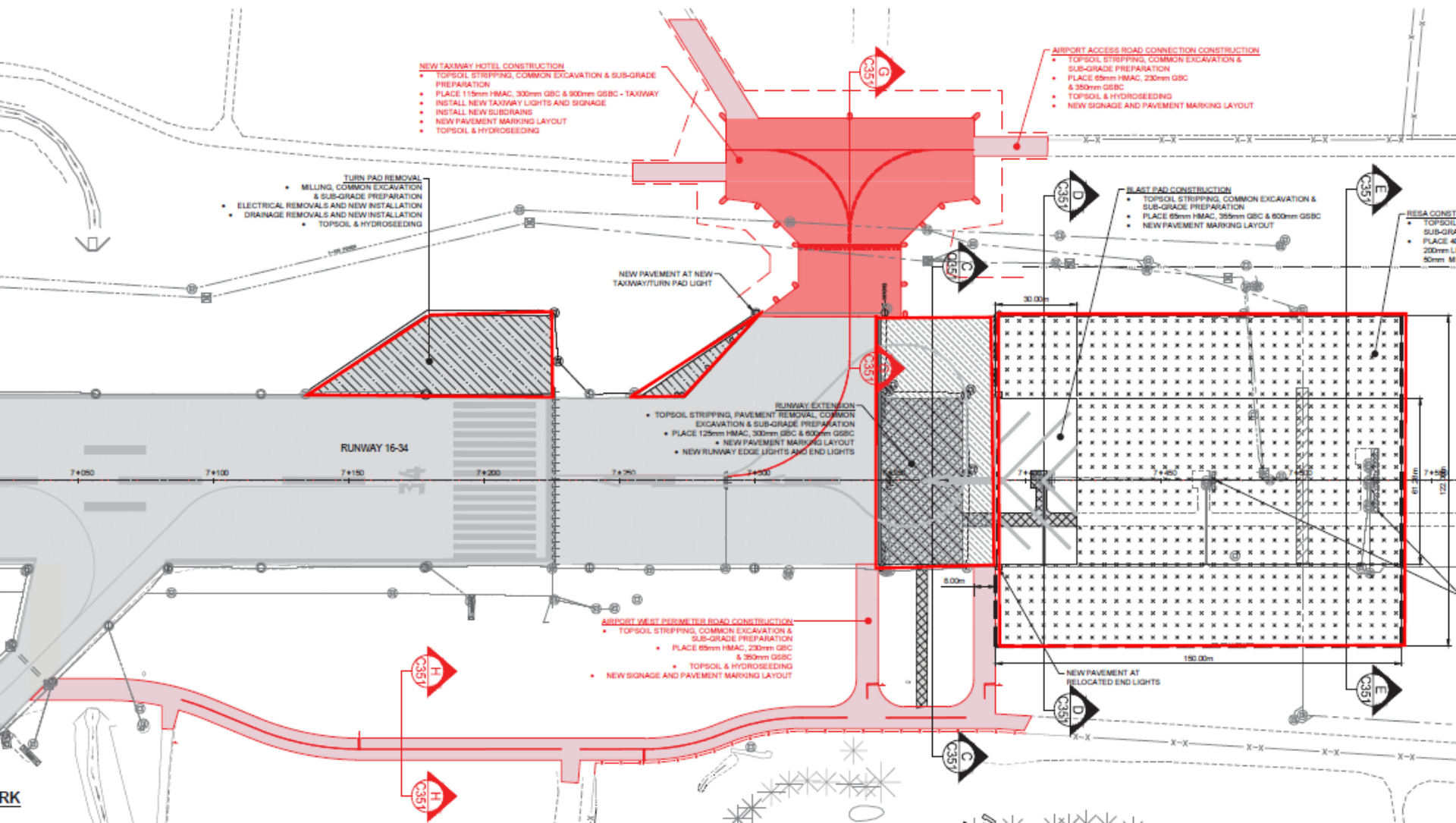


Runway End Safety Area

- ▶ New Federal regulations require the provision of a safety area at each end of the runway.
 - ▶ 150 m structurally graded area to meet the specifications of the design aircraft
 - ▶ 42 m runway extension
 - ▶ AGN V Taxiway stub to the east at both the north and south ends
 - ▶ Vehicle perimeter road
- ▶ Schedule - Construction June to October 2022
- ▶ 50% Federal Funding - ACIP Program



Runway End Safety Area



Runway End Safety Area



Airfield Lighting and Supporting Infrastructure



- ▶ Request from airlines to convert the existing medium intensity approach lighting systems to high intensity.
 - ▶ All systems are required to match. i.e., taxiway, runway edge, approach etc.
- ▶ Scope
 - ▶ Assessment and design of all lighting systems to high intensity.
- ▶ Schedule: To be completed by end of 2022
- ▶ 50% Federal Funding - ACIP Program

Ops Stand 5 Concrete Panel Installation



Requirement for Operations Stands to have concrete panels to help alleviate damage caused by aircraft.

Scope

- ▶ Excavation and removal of asphalt and granular material
- ▶ Forming and placing of seven concrete pads
- ▶ Paving

Schedule: Completed June 30, 2022

Ops Stand 5 Concrete Panel Installation



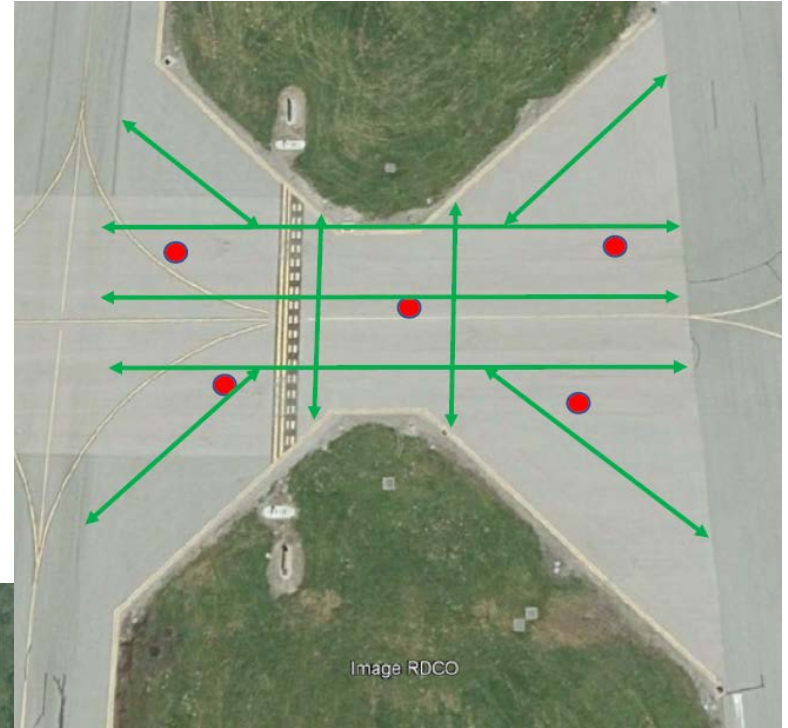
Apron 3 Rehabilitation

- ▶ Purpose: to rehabilitate Apron 3 due to pavement deterioration.
 - ▶ Existing pavement is 20+ years old
- ▶ Scope
 - ▶ Design to be complete in late 2022 with anticipated construction in 2023 subject to budget approval



Taxiway C Rehabilitation

- ▶ Purpose: to rehabilitate Taxiway C due to pavement deterioration.
- ▶ Scope
 - ▶ Design to be complete in late 2022 with anticipated construction in 2023 subject to budget approval



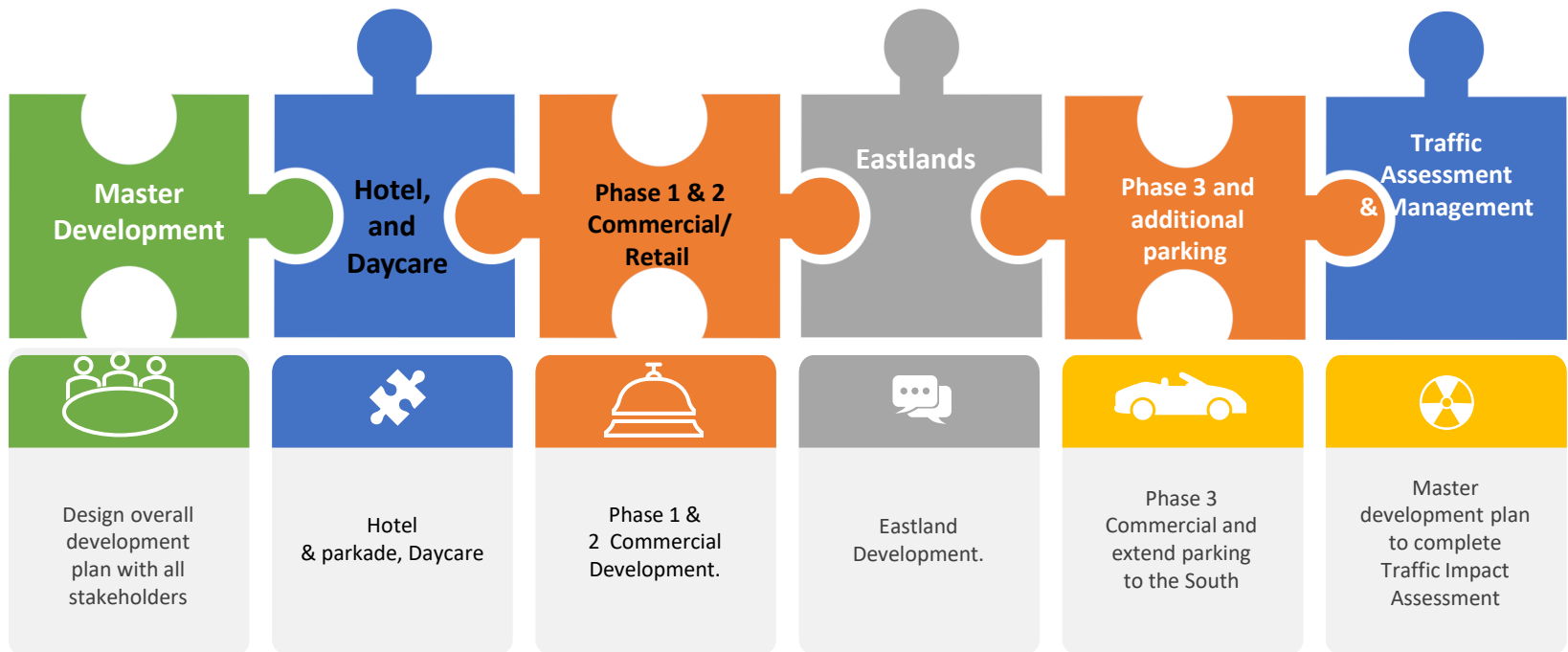
Combined Operations Building Design

- ▶ The Combined Operations Building (COB) is a facility that houses Operations/Fire staff and all associated equipment required to provide a safe airport.
- ▶ Purpose of project is to design and construct a new facility due to aging infrastructure (1960s) and continued growth of staff.
- ▶ Scope for 2022
 - ▶ Validate 2019 design
 - ▶ Re-design as required
- ▶ Scope for 2023/24/25
 - ▶ Enabling works / site works
 - ▶ Demolition/Refurbishment of Cargo One facility
 - ▶ Construction of new 2-storey office building and ARFF storage
- ▶ 50% Federal Funding - ACIP Program



YLW Commercial Development Plan

INTERCONNECTED - Puzzle Pieces



YLW Child Care Facility



\$ 3M in Provincial (Ministry of Education and Childcare) grant funding received for an 86 space Daycare at YLW.

Completed Milestone Activities

- ▶ Grant application approved
- ▶ Design completed
- ▶ DP & BP submitted and approved
- ▶ Tender completed and returned over budget
- ▶ Additional funding secured from Province for shortfall

Hotel and Parkade

Developer has been selected through a competitive process via Commercial Realtor.

LOI with a 90-day due diligence completed.

Sublease agreement in progress and preparation of Council approval request.

- ▶ Hotel lease - rooms, restaurant, business, recreational and conference space
- ▶ Parkade provision of up 1,082 parking stalls through a partnership agreement

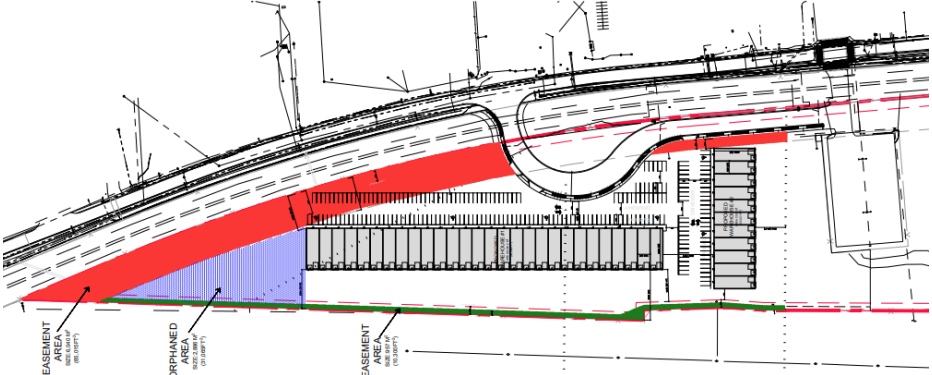
Fully Serviced Commercial Investments

Opportunity

Development of two destination retail and commercial lots both within CD12 zoning.

Two separate lots

- ▶ Lot One lease being negotiated
- ▶ Lot Two lease being negotiated



Commercial Retail Phase 1

Three phase 9-acre commercial development – signed LOI.

Development spread over a 5-year period giving stability in construction, financing, and cost efficiencies.

Requirement to relocate some current facilities and update the Landside Masterplan.

Negotiations in progress for Phase 1 lease through internal reviews and approvals.

Timeline being managed with developer to ensure correct tenant mix and we are not overbuilding with concurrent projects and keeping parking availability





YLW
Kelowna
International
Airport

CELEBRATING

75
YEARS

Air Service Development Update



Air Service Development Update

Passenger Statistics Comparison Report

For the month of May, 2022

		2022		2021		2019		Variance 2021		Variance 2019	
		May	YTD	May	YTD	May	YTD	May	YTD	May	YTD
Deplaned	Domestic	72,904	289,267	11,665	68,269	75,444	384,997	524.98%	323.72%	-3.37%	-24.87%
	Transborder	1,783	9,218	-	-	3,790	25,255	0.00%	0.00%	-52.96%	-63.50%
	International	-	5,224	-	-	-	21,404	0.00%	0.00%	0.00%	-75.59%
	Combined	74,687	303,709	11,665	68,269	79,234	431,656	540.27%	344.87%	-5.74%	-29.64%
Enplaned	Domestic	72,261	286,598	12,968	71,158	73,235	391,094	457.23%	302.76%	-1.33%	-26.72%
	Transborder	1,244	8,233	-	-	2,790	22,776	0.00%	0.00%	-55.41%	-63.85%
	International	-	4,902	-	-	-	19,748	0.00%	0.00%	0.00%	-75.18%
	Combined	73,505	299,733	12,968	71,158	76,025	433,618	466.82%	321.22%	-3.31%	-30.88%
Total PAX	Domestic	145,165	575,865	24,633	139,427	148,679	776,091	489.31%	313.02%	-2.36%	-25.80%
	Transborder	3,027	17,451	-	-	6,580	48,031	0.00%	0.00%	-54.00%	-63.67%
	International	-	10,126	-	-	-	41,152	0.00%	0.00%	0.00%	-75.39%
	Combined	148,192	603,442	24,633	139,427	155,259	865,274	501.60%	332.80%	-4.55%	-30.26%

YTD Increase

332.80%

Month Over Month Increase

501.60%

Total 2022 PAX

603,442

Total 2021 PAX

139,427

YTD Decrease

-30.26%

Month Over Month Decrease

-4.55%

Total 2022 PAX

603,442

Total 2019 PAX

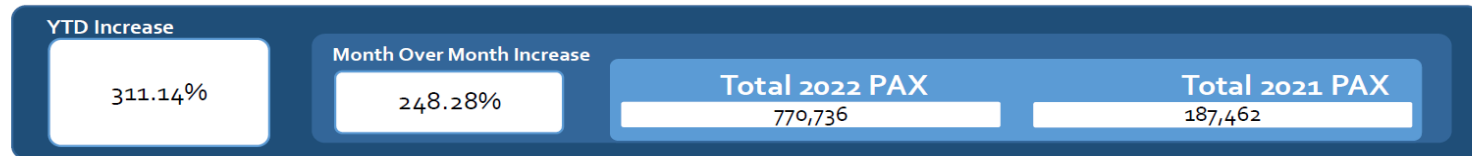
865,274

Air Service Development Update

Passenger Statistics Comparison Report

For the month of June, 2022

		2022		2021		2019		Variance 2021		Variance 2019	
		June	YTD	June	YTD	June	YTD	June	YTD	June	YTD
Deplaned	Domestic	85,018	374,285	25,204	93,473	79,136	464,133	237.32%	300.42%	7.43%	-19.36%
	Transborder	1,477	11,194	-	-	3,799	29,054	0.00%	0.00%	-61.12%	-61.47%
	International	-	5,224	-	-	-	21,404	0.00%	0.00%	0.00%	-75.59%
	Combined	86,495	390,703	25,204	93,473	82,935	514,591	243.18%	317.98%	4.29%	-24.08%
Enplaned	Domestic	79,824	366,422	22,831	93,989	75,202	466,296	249.63%	289.86%	6.15%	-21.42%
	Transborder	975	8,709	-	-	2,757	25,533	0.00%	0.00%	-64.64%	-65.89%
	International	-	4,902	-	-	-	19,748	0.00%	0.00%	0.00%	-75.18%
	Combined	80,799	380,033	22,831	93,989	77,959	511,577	253.90%	304.34%	3.64%	-25.71%
Total PAX	Domestic	164,842	740,707	48,035	187,462	154,338	930,429	243.17%	295.12%	6.81%	-20.39%
	Transborder	2,452	19,903	-	-	6,556	54,587	0.00%	0.00%	-62.60%	-63.54%
	International	-	10,126	-	-	-	41,152	0.00%	0.00%	0.00%	-75.39%
	Combined	167,294	770,736	48,035	187,462	160,894	1,026,168	248.28%	311.14%	3.98%	-24.89%

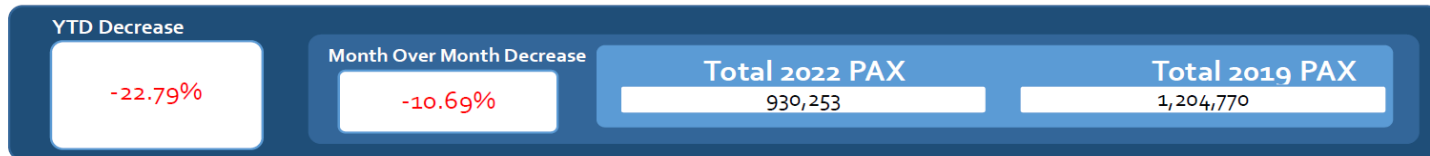
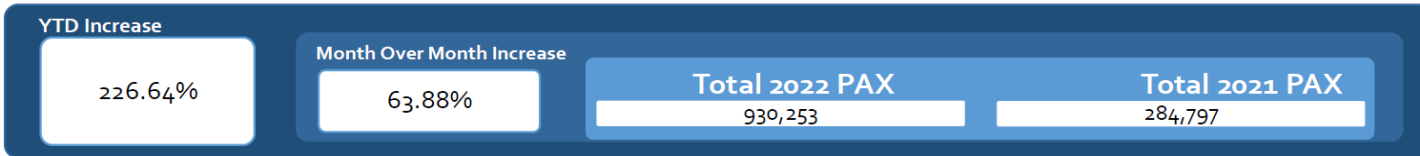


Air Service Development Update

Passenger Statistics Comparison Report

For the month of July, 2022

		2022		2021		2019		Variance 2021		Variance 2019	
		July	YTD	July	YTD	July	YTD	July	YTD	July	YTD
Deplaned	Domestic	79,090	453,375	49,201	142,674	84,607	548,740	60.75%	217.77%	-6.52%	-17.38%
	Transborder	1,854	13,048	-	-	4,183	33,237	0.00%	0.00%	-55.68%	-60.74%
	International	-	5,224	-	-	-	21,404	0.00%	0.00%	0.00%	-75.59%
	Combined	80,944	471,647	49,201	142,674	88,790	603,381	64.52%	230.58%	-8.84%	-21.83%
Enplaned	Domestic	77,189	443,611	48,134	142,123	85,723	552,019	60.36%	212.13%	-9.96%	-19.64%
	Transborder	1,384	10,093	-	-	4,089	29,622	0.00%	0.00%	-66.15%	-65.93%
	International	-	4,902	-	-	-	19,748	0.00%	0.00%	0.00%	-75.18%
	Combined	78,573	458,606	48,134	142,123	89,812	601,389	63.24%	222.68%	-12.51%	-23.74%
Total PAX	Domestic	156,279	896,986	97,335	284,797	170,330	1,100,759	60.56%	214.96%	-8.25%	-18.51%
	Transborder	3,238	23,141	-	-	8,272	62,859	0.00%	0.00%	-60.86%	-63.19%
	International	-	10,126	-	-	-	41,152	0.00%	0.00%	0.00%	-75.39%
	Combined	159,517	930,253	97,335	284,797	178,602	1,204,770	63.88%	226.64%	-10.69%	-22.79%



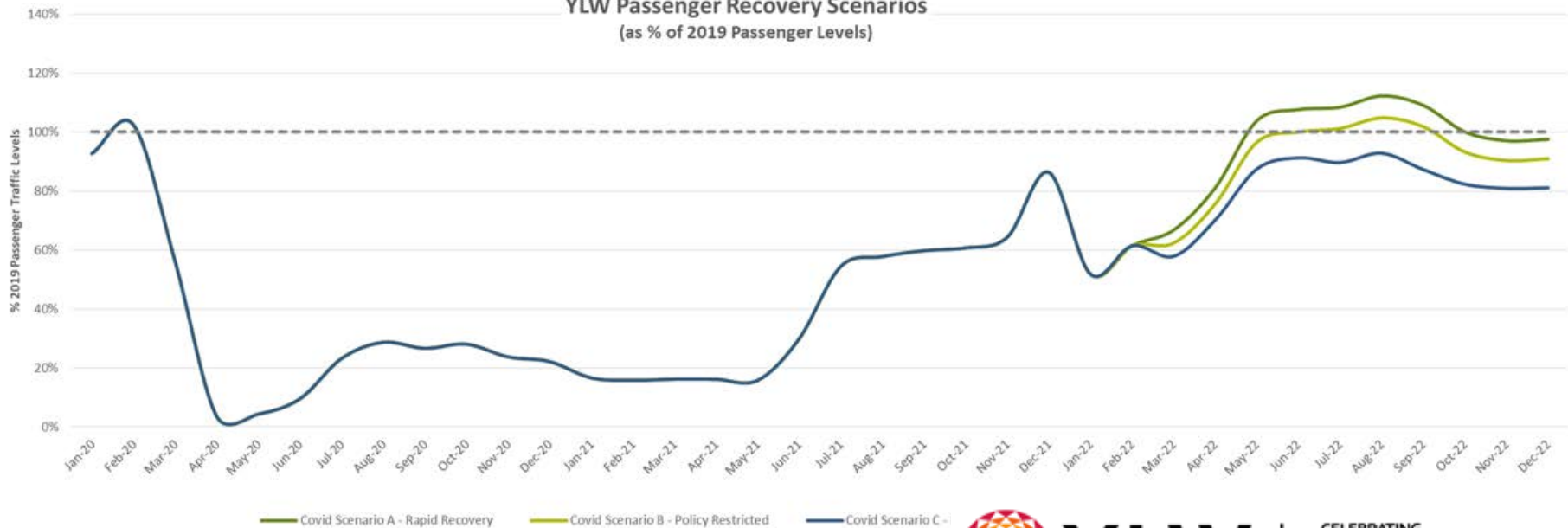
Air Service Development Update

Mar-22	Apr-22	May-22	Jun-22	Jul-22	Aug-22	Sep-22	Oct-22	Nov-22	Dec-22
125,079	131,064	161,791	172,759	193,808	197,534	180,020	163,373	152,566	163,175
116,714	122,228	150,380	160,528	180,887	184,365	168,019	152,154	141,956	152,149
108,349	113,393	136,250	146,441	160,214	163,294	144,016	134,362	127,163	135,659

Scenario	2019	2020	2021	2022	2023
Covid Scenario A - Rapid Recovery	2,032,144	737,447	829,683	1,843,083	2,025,497
Covid Scenario B - Policy Restricted	2,032,144	737,447	829,683	1,731,295	1,904,373
Covid Scenario C - Protracted	2,032,144	737,447	829,683	1,571,057	1,681,310

2019	2020	2021	2022	2023
100.0%	36.3%	40.8%	90.7%	99.7%
100.0%	36.3%	40.8%	85.2%	93.7%
100.0%	36.3%	40.8%	77.3%	82.7%

YLW Passenger Recovery Scenarios
(as % of 2019 Passenger Levels)

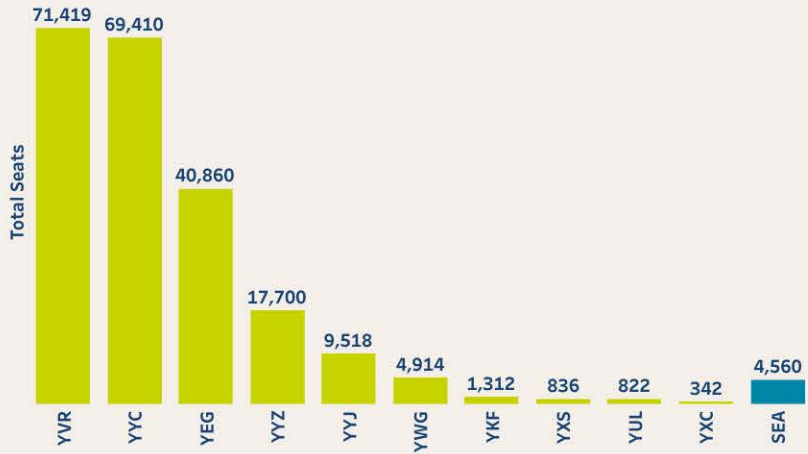


— Covid Scenario A - Rapid Recovery
 — Covid Scenario B - Policy Restricted
 — Covid Scenario C - Protracted



Air Service Development Update - Sept 2022

YLW Seat Capacity Dashboard



Breakdown By Sector



- Domestic
- Transborder
- International

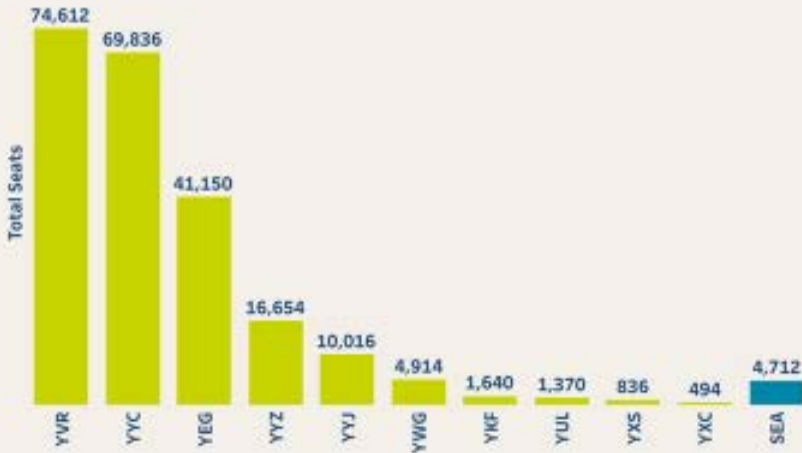



Source: Innovata Schedules via Diio. Schedules as of August 22, 2022



Air Service Development Update – Oct 2022

YLW Seat Capacity Dashboard



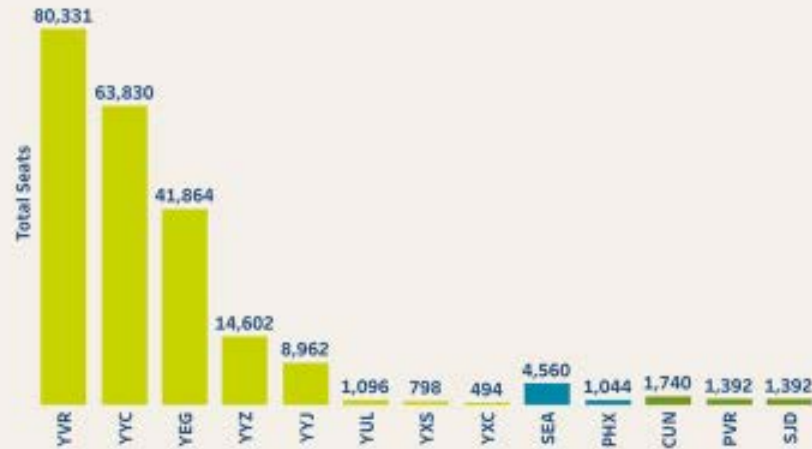
Breakdown By Sector



Source: Innovata Schedules via Dilo. Schedules as of August 22, 2022

Air Service Development Update – Nov 2022

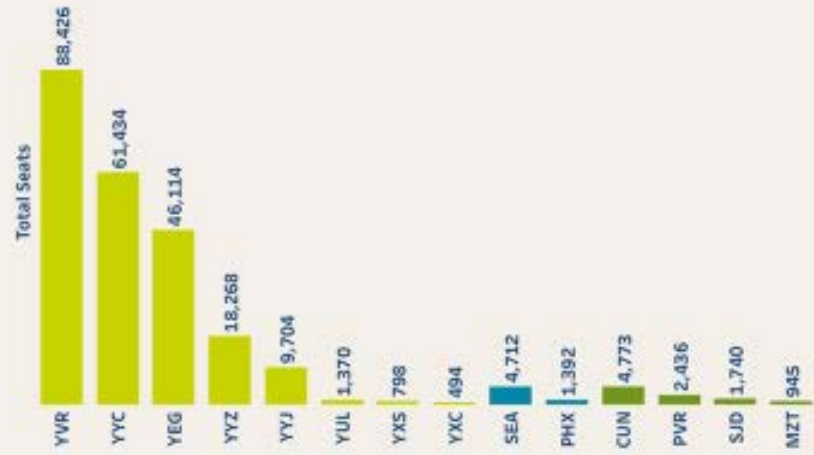

YLW Seat Capacity Dashboard



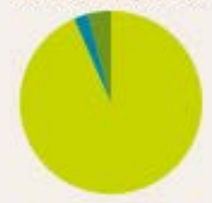
Source: Innovata Schedules via OAG. Schedules as of August 22, 2022

Air Service Development Update – Dec 2022

YLW Seat Capacity Dashboard



Breakdown By Sector



Source: Innovata Schedules via OAG. Schedules as of August 22, 2022

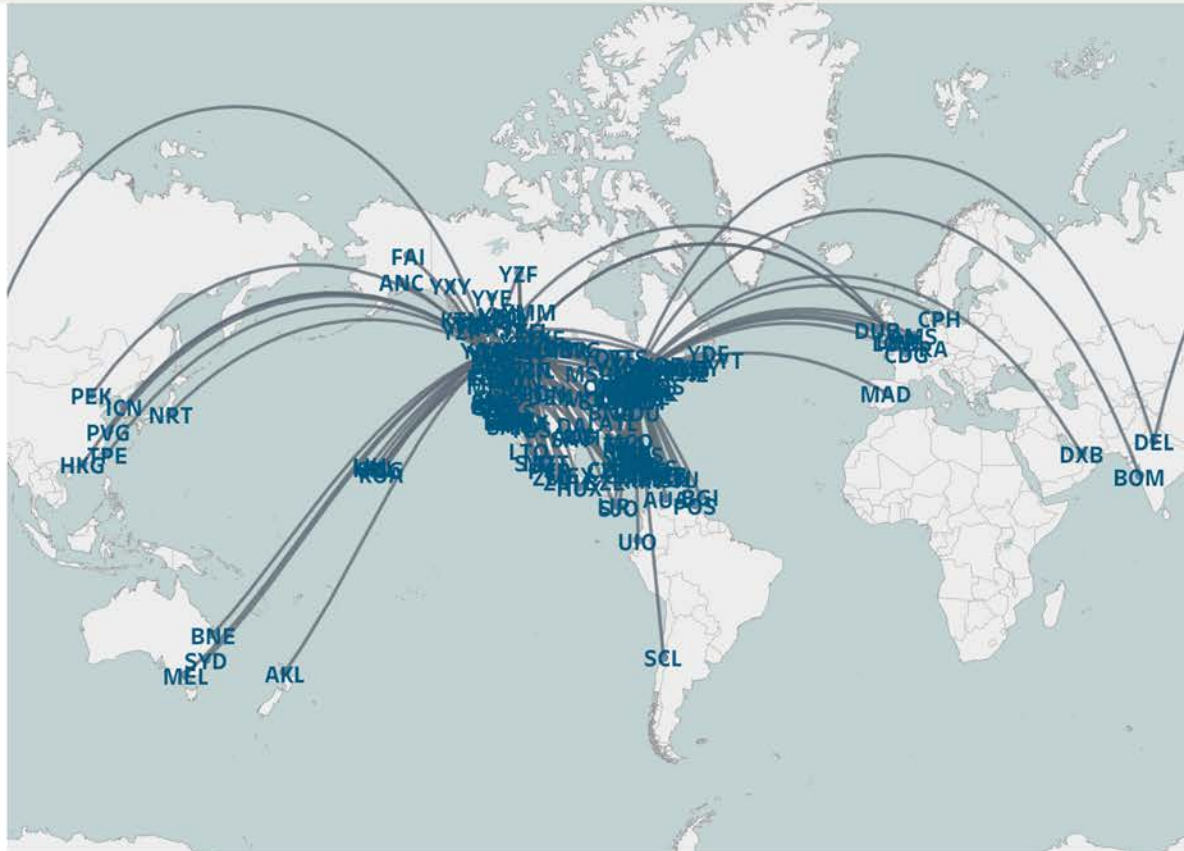
Air Service Development Update – Feb 2020

YLW Connectivity Analysis Dashboard

Select Year
2020

Select Month
February

Select Connecting Airport
All



© 2022 Mapbox © OpenStreetMap

Includes any online connections within one-stop and a maximum connect time of 4 hours.
Max circuitry in view: 85%
Source: Innovata Schedules via Diio. Schedules as of July 2022.



Air Service Development Update – May 2020

YLW Connectivity Analysis Dashboard

2020

Select Year

May

Select Month

Connecting Airport
Direct



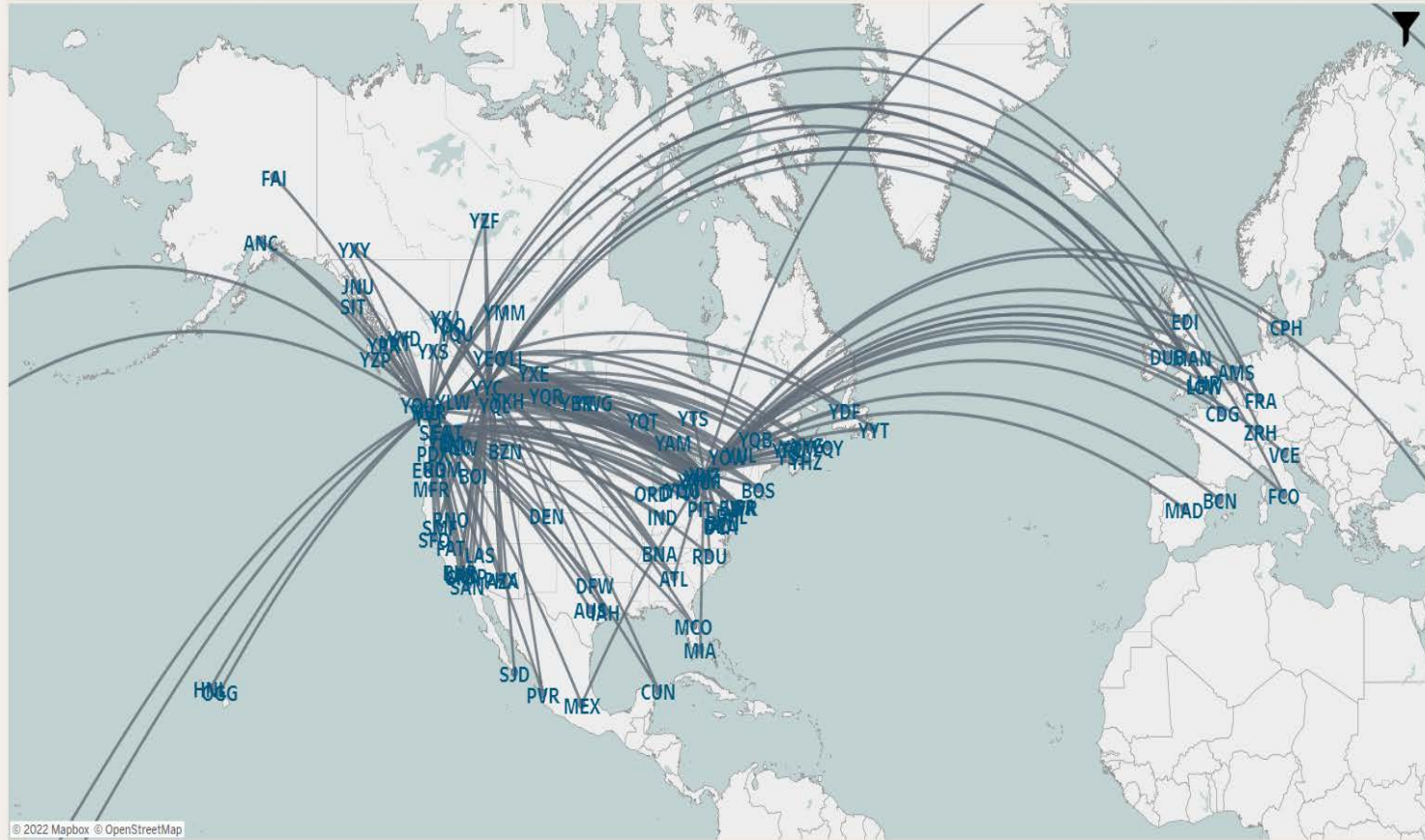
Includes any online connections within one-stop and a maximum connect time of 4 hours.
Max circuitry in view: 0%
Source: Innovata Schedules via Diio. Schedules as of July 2022



Air Service Development Update – July 2022

YLV Connectivity Analysis Dashboard

Select Year: 2022 | Select Month: July | Connecting Airport: (All)



Includes any online connections within one-stop and a maximum connect time of 4 hours.
 Max circuitry in view: 83%
 Source: Innovata Schedules via Dilo. Schedules as of June 20, 2022



Air Service Connectivity

Industry standard max 4-hour connection

- 42 Domestic
- 50 Transborder
- 24 International
- 116 Destinations

Domestic Direct

Multiple daily schedules

14 Destinations

Air Service Development Update



LYNX Air started Operations on April 15th with Monday and Friday service to YYC and YVR with B737 Max8 Aircraft.



Air Service Development Update



Aeroflyer is a two aircraft charter airline started in April by KF Aerospace. Each aircraft has 100 seats and is aimed at the charter market.

Air Canada is realigning its schedule until peak Christmas season while they retrain and reallocate their pilot base. That will reflect in reduced service to all airports while they retrain crews.



Air Service Development Update



SWOOP and WestJet are rebuilding their schedules based on a “one kitchen – two restaurant” approach. The intent is not to compete on service routes.

WestJet is also returning to its routes based in Western Canada. More aircraft will move west increasing opportunities for YLW



Federal Grant Funding

Airport Relief Fund (ARF) \$3.1M

Regional Air Transportation Initiative (RATI) \$3.2M

Airport Critical Infrastructure Program (ACIP) \$15M



YLW
Kelowna
International
Airport

CELEBRATING
75
YEARS

Financial Update



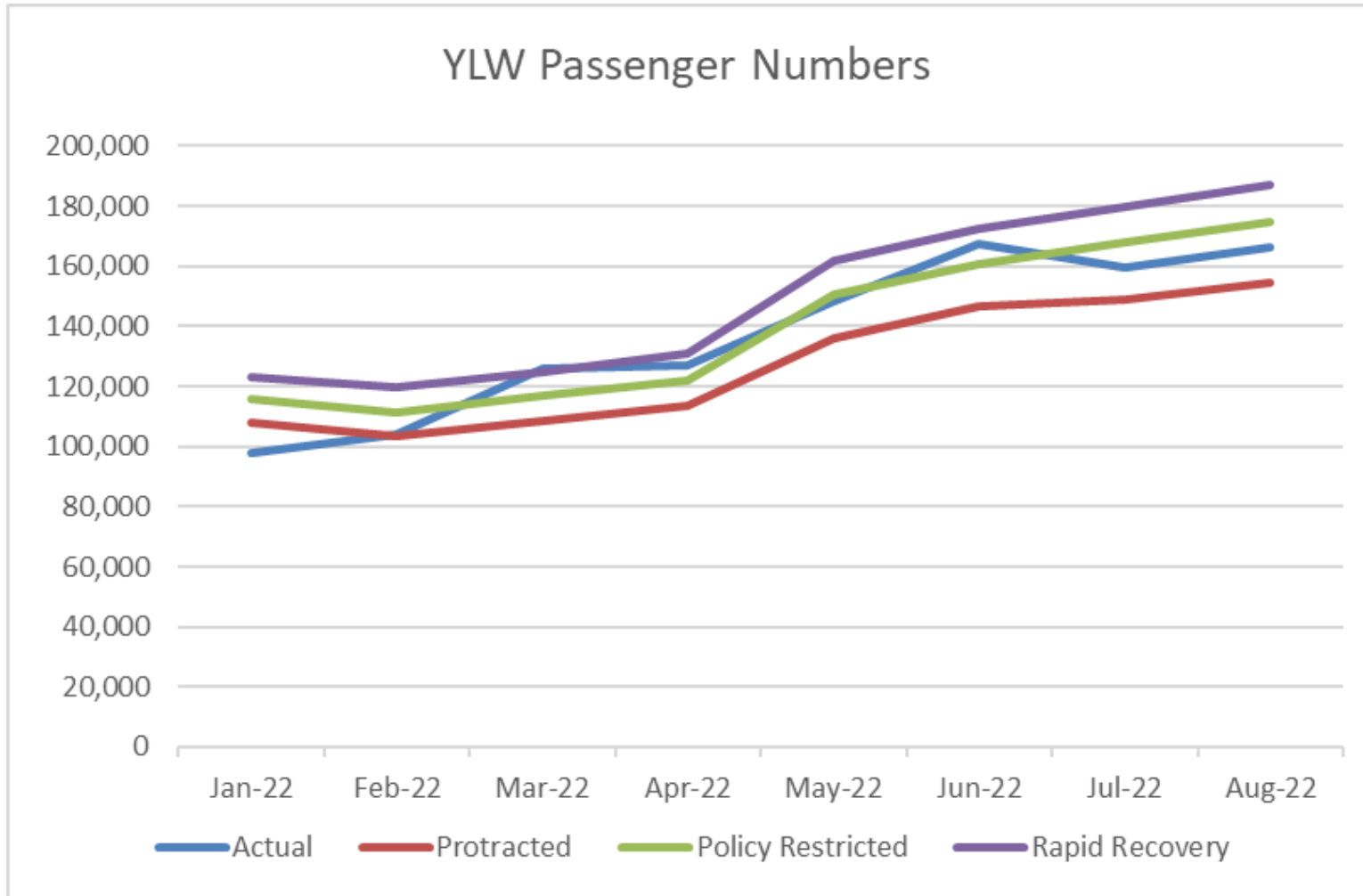
COVID-19 Financial Forecasting

2022 Forecast - Three Scenarios

	Rapid Recovery	Policy Restricted	Protracted
Total	1,798,113	1,749,993	1,683,033
Comparable year	2016/2017	2016	2015/2016
% change from 2021	117%	111%	103%
% change from 2019	-12%	-14%	-17%

- ▶ 2022 Final Budget was based on 1.73M passengers

COVID-19 Financial Forecasting



COVID-19 Financial Forecasting - Non-AIF

	2022 Budget	Rapid Recovery	Policy Restricted	Protracted
Revenues	21,521,000	23,956,000	23,277,000	22,304,000
Interest Income	155,000	155,000	155,000	155,000
Operating Expenditures	(18,708,000)	(16,851,000)	(16,851,000)	(16,851,000)
Payment to COK	(1,540,000)	(1,540,000)	(1,540,000)	(1,540,000)
Capital Expenditures	(2,899,000)	(2,784,000)	(2,784,000)	(2,784,000)
Acquisition of Property	-	-	-	-
Debt Payments*	-	-	-	-
Total	(1,471,000)	2,936,000	2,257,000	1,284,000
Opening Reserve	24,890,000	24,751,000	24,751,000	24,751,000
Ending Reserve	23,419,000	27,687,000	27,008,000	26,035,000

COVID-19 Financial Forecasting - Non-AIF

- ▶ Forecasted operating expenditures (\$18.4M)
 - ▶ Salaries and wages (\$5.5M)
 - ▶ Facility maintenance (\$3.7M)
 - ▶ Payment to City of Kelowna (\$1.5M)
 - ▶ Professional and consulting services (\$1.0M)
 - ▶ Security expense (\$0.9M)
 - ▶ Contract services (\$0.9M)
 - ▶ Purchase services (\$0.8M)
 - ▶ Fuel (\$0.6M)
 - ▶ Software maintenance (\$0.5M)
 - ▶ Electricity (\$0.5M)
 - ▶ Other (\$2.5M)

COVID-19 Financial Forecasting - Non-AIF

- ▶ Forecasted capital expenditures (\$2.8M)
 - ▶ ATB improvements (\$1.0M)
 - ▶ COB infrastructure renewal (\$0.6M)
 - ▶ Technology adoptions (\$0.4M)
 - ▶ Projects with spend of less than \$0.4M (\$0.8M)

COVID-19 Financial Forecasting - AIF

	2022 Budget	Rapid Recovery	Policy Restricted	Protracted
Revenues*	19,685,000	20,558,000	19,860,000	18,859,000
Interest Income	131,000	51,000	51,000	51,000
Operating Expenditures	-	-	-	-
Capital Expenditures	(13,793,000)	(13,859,000)	(13,859,000)	(13,859,000)
Debt Payments**	(2,481,000)	(2,481,000)	(2,481,000)	(2,481,000)
Total	3,542,000	4,269,000	3,571,000	2,570,000
Opening Reserve	11,892,000	12,873,000	12,873,000	12,873,000
Ending Reserve	15,434,000	17,142,000	16,444,000	15,443,000

COVID-19 Financial Forecasting - AIF

- ▶ Forecasted capital expenditures (\$13.9M)
 - ▶ RESA (\$5.4M)
 - ▶ ATB expansion enabling works (\$2.8M)
 - ▶ Biosecurity arrivals testing (\$2.7M)
 - ▶ ATB roof replacement (\$0.9M)
 - ▶ Projects with net spend of less than \$0.5M (\$2.1M)

Financial Update

Debt Repayment Schedule

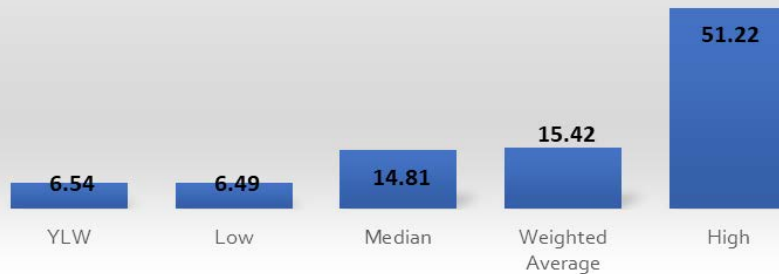
	2022	2023	2023	2024	2025	2026	Total
Principal	901,000	1,897,000	1,897,000	1,897,000	1,258,000	698,000	8,548,000
Interest	292,000	584,000	584,000	584,000	333,000	112,000	2,489,000
Total	1,193,000	2,481,000	2,481,000	2,481,000	1,591,000	810,000	11,037,000

- ▶ Paid in 2022
 - ▶ Principal: \$996,000
 - ▶ Interest: \$292,000
- ▶ Municipal Finance Authority Loans
 - ▶ \$7.5M (2.75%) – October 2015
 - ▶ \$3.5M (2.60%) – April 2016
 - ▶ \$3.0M (2.10%) – October 2016
 - ▶ \$8.0M (2.80%) – April 2017

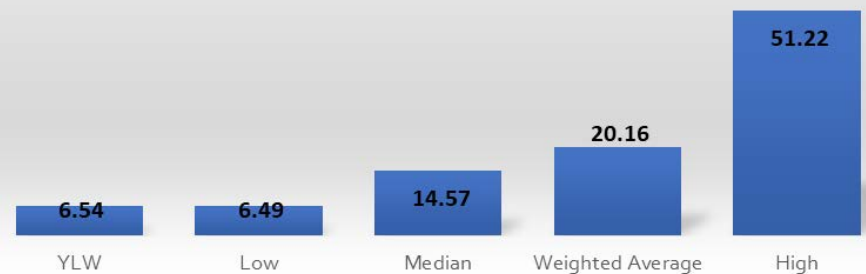
Fees and Charges

Aeronautical Revenues per Landed Air Carrier Seat

Tier 2 Aeronautical Revenues per Landed Air Carrier Seat
(12 Months Ended Mar. 31, 2022)



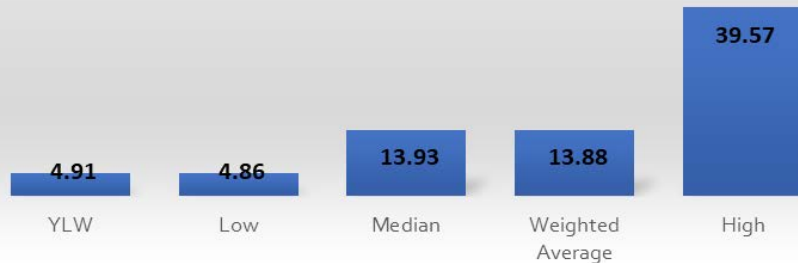
Tier 1 & 2 Aeronautical Revenues per Landed Air Carrier Seat
(12 Months Ended Mar. 31, 2022)



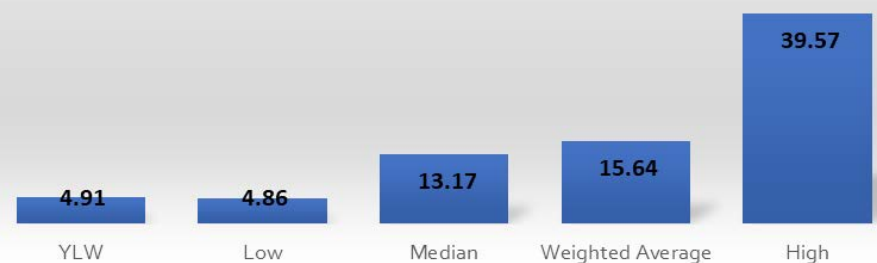
Fees and Charges

Aeronautical Revenues per Passenger

Tier 2 Aeronautical Revenues per Passenger
(12 Months Ended Mar. 31, 20212)



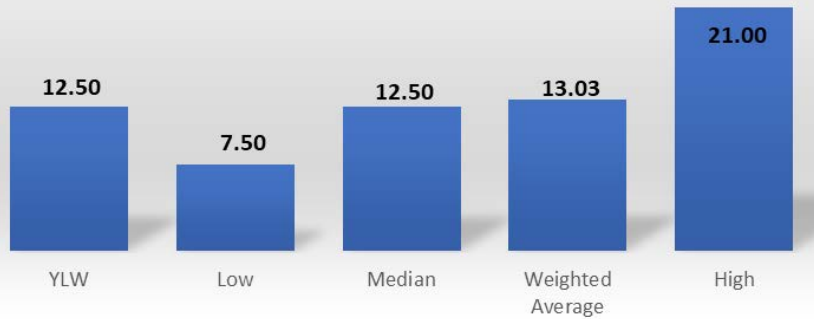
Tier 1 & 2 Aeronautical Revenues per Passenger
(12 Months Ended Mar. 31, 2022)



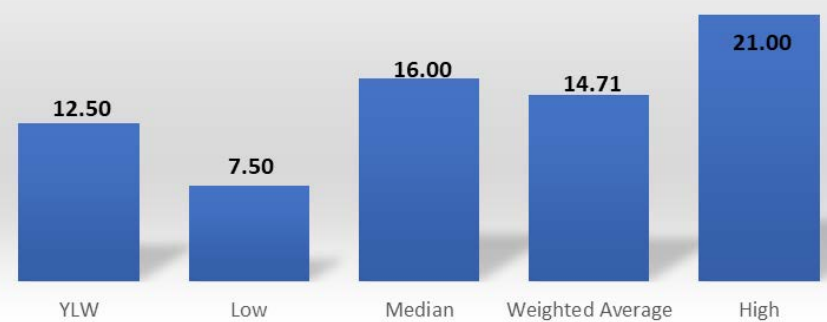
Fees and Charges

Airport Improvement Fee per Passenger

Tier 2 AIF per Passenger
(12 Months Ended Mar. 31, 2022)



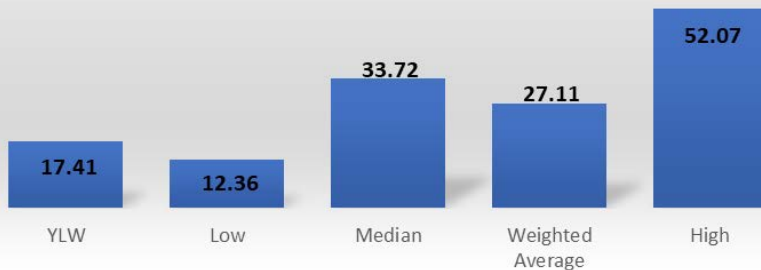
Tier 1 & 2 AIF per Passenger
(12 Months Ended Mar. 31, 2022)



Fees and Charges

Aeronautical Revenue and Airport Improvement Fee per Passenger

Tier 2 Aeronautical Revenue and AIF per Passenger
(12 Months Ended Mar. 31, 2022)



Tier 1 & 2 Aeronautical Revenue and AIF per Passenger
(12 Months Ended Mar. 31, 2022)



Fees and Charges

2023

- ▶ No increase
 - ▶ AIF
 - ▶ Landing
 - ▶ Terminal
- ▶ Increase proposed
 - ▶ Parking
 - ▶ Annual increase based on the BC, all items consumer price index for the 12 months ended June 30
 - ▶ Short-term, long-term and North End lot and North Airport Way
 - ▶ Rounded to the nearest \$0.25
 - ▶ Annual adjustments not resulting in an amendment will be compounded

Fees and Charges

Proposed Parking Fees

- ▶ Last increase January 5, 2022
- ▶ Proposed increase of 4.9% effective January 3, 2023

	Current	Proposed
Short-term		
1 st hour or part thereof	\$2.00	\$2.00
Each additional hour or part thereof	\$3.00	\$3.25
Max per 24 hours	\$23.00	\$24.25
Gold Pass 6-month pre-purchase program	\$1,100.00	\$1,154.00
Long-term		
1 st hour	\$2.00	\$2.00
Each additional hour or part thereof	\$3.00	\$3.25
Max per 24 hours	\$15.00	\$15.75
Max per week	\$75.00	\$78.75

Fees and Charges

Proposed Parking Fees

- ▶ Last increase January 5, 2022
- ▶ Proposed increase of 4.9% effective January 3, 2023

	Current	Proposed
North End Lot and North Airport Way		
First 24 hours	\$0.00	\$0.00
Each additional 24 hours or part thereof	\$10.00	\$10.50



YLW
Kelowna
International
Airport

CELEBRATING
75
YEARS

Recommendations



Recommendations

- ▶ THAT the Airport Advisory Committee receive, for information, the report from Kelowna International Airport, presented on September 22, 2022;
- ▶ AND THAT the Airport Advisory Committee support obtaining the approval of Council for the amendment to the Airport Fees and Charges Bylaw No. 7982 to increase the Airport parking fees effective January 3, 2023, as presented to the Airport Advisory Committee on September 22, 2022.

Questions?

For more information, visit ylw.kelowna.ca.

